

12-months ending September

Volume (tonnes swt)	Chilled		Frozen		Total	
	12-months ending September	Y-O-Y % chg.	12-months ending September	Y-O-Y % chg.	12-months ending September	Y-O-Y % chg.
Total	5,674	24	11,457	-3	17,132	4
Lamb	5,674	24	9,822	-1	15,496	7
Mutton	-		1,635	-16	1,635	-16

Calendar year-to-September

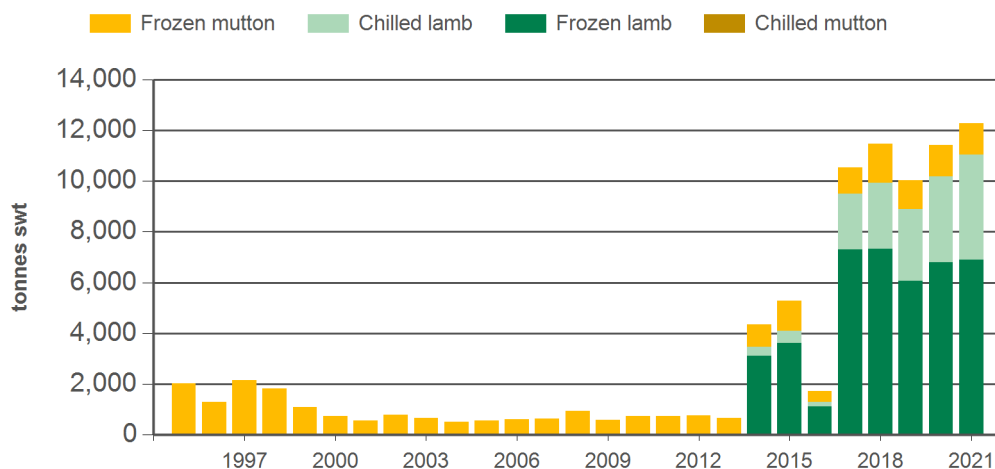
Chilled		Frozen		Total	
2021 YTD	Y-O-Y % chg.	2021 YTD	Y-O-Y % chg.	2021 YTD	Y-O-Y % chg.
4,161	24	8,118	1	12,279	7
4,161	24	6,889	1	11,050	9
-	-	1,229	-2	1,229	-2

Month of September

Chilled			Frozen			Total		
2021 September	M-O-M % chg.	Y-O-Y % chg.	2021 September	M-O-M % chg.	Y-O-Y % chg.	2021 September	M-O-M % chg.	Y-O-Y % chg.
434	7	6	514	-24	-41	948	-13	-26
434	7	6	449	-33	-47	883	-18	-29
-	-	-	65	835	114	65	835	114

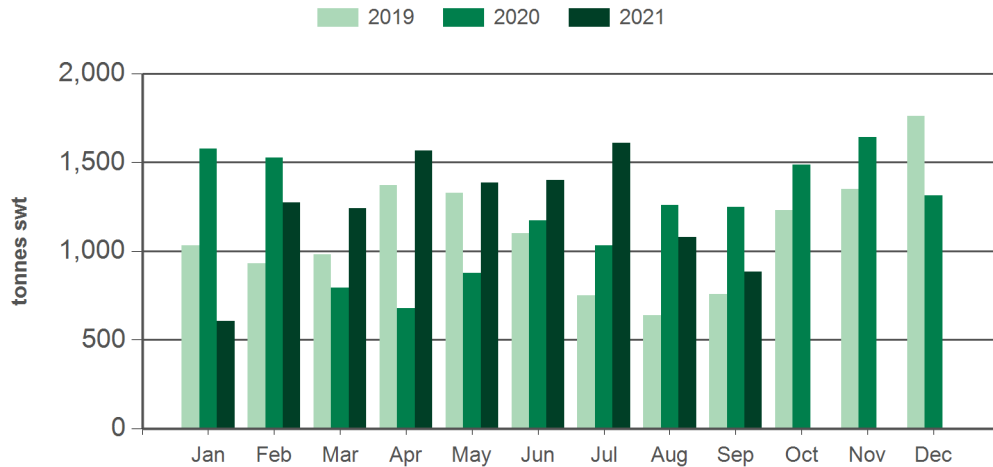
Source: DAWR. YTD = Calendar year-to-September. Y-O-Y = Year-on-year. M-O-M = Month-on-month. SWT = Shipped weight. For further information email globalindustryinsights@mla.com.au.

Year-to-September sheepmeat exports to Korea



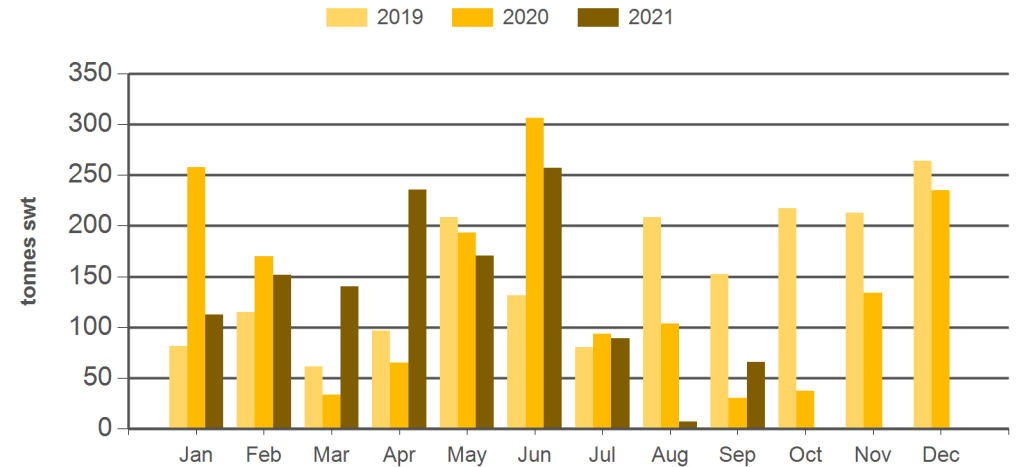
Source: DAWR, Prepared by MLA

Monthly lamb exports to Korea



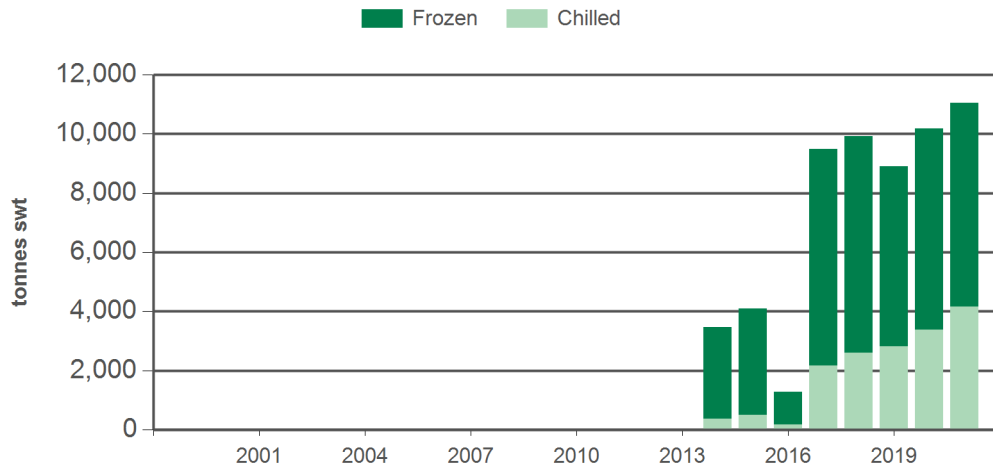
Source: DAWR, Prepared by MLA

Monthly mutton exports to Korea



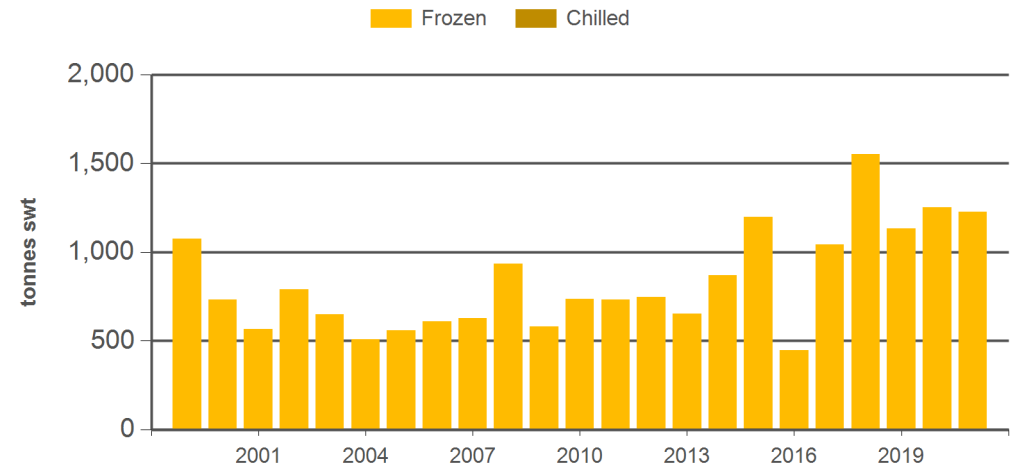
Source: DAWR, Prepared by MLA

Year-to-September lamb exports to Korea



Source: DAWR, Prepared by MLA

Year-to-September mutton exports to Korea



Source: DAWR, Prepared by MLA

Historical sheepmeat exports - Calendar year totals

Volume (tonnes swt)	2006	2007	2008	2009	2010	2011	2012	2013	2014	2015	2016	2017	2018	2019	2020	2021 YTD	Y-O-Y % chg.
Total	800	776	1,181	703	973	972	950	991	6,114	6,126	1,723	14,235	16,172	15,059	16,275	12,279	7
Lamb	0	0	0	0	0	0	0	0	4,837	4,829	1,277	12,777	14,076	13,230	14,616	11,050	9
Mutton	800	776	1,181	703	973	972	950	991	1,277	1,298	447	1,458	2,096	1,829	1,659	1,229	-2

Source: DAWR. YTD = Calendar year-to-September. SWT = Shipped weight. For further information email globalindustryinsights@mla.com.au.

NEED MORE INFORMATION?



Click here for further prices and market information:
<http://www.mla.com.au/prices-markets>



To download all historical data, click here to access MLA's statistics database:
<http://statistics.mla.com.au>



Email marketinfo@mla.com.au to subscribe to this or any other of MLA's market information reports