

12-months ending September

Volume (tonnes swt)	Chilled		Frozen		Total	
	12-months ending September	Y-O-Y % chg.	12-months ending September	Y-O-Y % chg.	12-months ending September	Y-O-Y % chg.
Middle East	33,696	-33	20,235	-34	53,931	-33
Nth Africa	0		733	150	733	150
UAE	12,928	-20	5,217	-35	18,146	-25
Saudi Arabia	2,772	-6	6,521	-32	9,293	-26
Qatar	11,986	-42	1,169	97	13,155	-38
Jordan	2,587	-47	1,302	-60	3,890	-52
Kuwait	3,089	-22	1,564	-26	4,653	-23
Bahrain	87	-91	979	-18	1,066	-50
Oman	235	-58	2,230	-47	2,465	-48
Iran	0	-100	0		0	-100
Other	10		1,987		1,997	

Calendar year-to-September

Chilled		Frozen		Total	
2021 YTD	Y-O-Y % chg.	2021 YTD	Y-O-Y % chg.	2021 YTD	Y-O-Y % chg.
21,402	-38	15,183	-30	36,585	-35
0	-	472	203	472	203
9,092	-18	3,669	-37	12,761	-25
1,981	-3	5,288	-17	7,269	-14
6,158	-59	1,052	111	7,210	-53
1,885	-36	1,182	-52	3,067	-43
2,090	-18	923	-43	3,013	-28
57	-86	692	-3	749	-33
140	-64	1,481	-50	1,621	-52
0	-	0	-	0	-
0		1,367		1,367	

Month of September

Chilled			Frozen			Total		
2021 September	M-O-M % chg.	Y-O-Y % chg.	2021 September	M-O-M % chg.	Y-O-Y % chg.	2021 September	M-O-M % chg.	Y-O-Y % chg.
2,299	12	-45	2,114	4	35	4,412	8	-23
0	-	-	88	-	251	88	-	251
994	38	-20	405	2	-43	1,399	25	-28
196	-18	-2	888	18	235	1,084	10	133
575	0	-71	167	102	414	743	13	-63
264	8	16	268	-16	0	532	-6	8
236	-9	-47	116	24	247	353	-1	-26
10	-2	7	63	-43	-5	74	-40	-3
23	-	-60	108	-35	-24	131	-21	-34
0	-	-	0	-	-	0	-	-
0			185			185		

Middle East	31,301	-34	8,628	-3	39,928	-29
Nth Africa	0		698	195	698	195
UAE	12,846	-19	2,917	8	15,762	-15
Saudi Arabia	2,772	-6	1,680	19	4,452	2
Qatar	9,733	-49	733	169	10,466	-46
Jordan	2,582	-47	927	-69	3,510	-56
Kuwait	3,040	-18	637	52	3,677	-11
Bahrain	83	16	623	87	706	75
Oman	234	-58	71	-14	306	-52
Iran	0	-100	0		0	-100
Other	10		1,738		1,748	

19,740	-40	6,435	-2	26,174	-34
0	-	449	226	449	226
9,047	-17	1,978	-4	11,025	-15
1,981	-3	1,317	46	3,298	12
4,572	-68	671	189	5,243	-63
1,879	-36	807	-64	2,687	-48
2,068	-17	429	27	2,497	-12
53	21	432	118	485	100
140	-64	68	-7	208	-54
0	-	0	-	0	-
0		1,181		1,181	

2,150	8	-47	802	-18	57	2,952	0	-36
0	-	-	74	-	197	74	-	197
989	37	-20	198	32	-29	1,187	36	-22
196	-18	-2	185	-6	232	381	-12	49
431	-17	-78	97	57	1,226	529	-9	-73
264	10	16	168	-31	37	432	-11	24
236	-9	-47	53	-43	1,466	289	-18	-35
10	-2	7	34	-54	-17	45	-48	-12
23	-	-60	19	-60	-	42	-13	-26
0	-	-	0	-	-	0	-	-
0			122			122		

12-months ending September

Volume (tonnes swt)	Chilled		Frozen		Total	
	12-months ending September	Y-O-Y % chg.	12-months ending September	Y-O-Y % chg.	12-months ending September	Y-O-Y % chg.
Middle East	2,395	-20	11,607	-46	14,002	-43
Nth Africa	0		36	-38	36	-38
UAE	83	-83	2,301	-57	2,383	-59
Saudi Arabia	0	-100	4,841	-40	4,841	-41
Qatar	2,253	67	436	36	2,689	61
Jordan	5	-34	375	75	380	71
Kuwait	49	-79	927	-46	976	-50
Bahrain	4	-99	356	-59	361	-79
Oman	0	-89	2,159	-47	2,159	-47
Iran	0	-100	0		0	-100
Other	0		249		249	

Calendar year-to-September

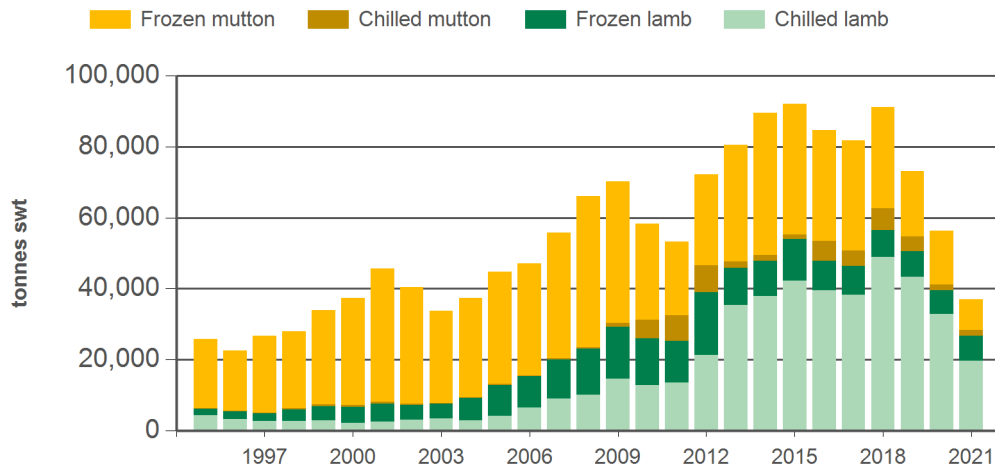
Chilled		Frozen		Total	
2021 YTD	Y-O-Y % chg.	2021 YTD	Y-O-Y % chg.	2021 YTD	Y-O-Y % chg.
1,663	10	8,748	-42	10,410	-38
0	-	23	28	23	28
45	-82	1,691	-56	1,736	-57
0	-	3,971	-27	3,971	-27
1,586	96	381	44	1,967	83
5	164	375	75	380	75
22	-66	494	-61	516	-61
4	-99	259	-50	264	-70
0	-	1,414	-52	1,414	-52
0	-	0	-	0	-
0		186		186	

Month of September

Chilled			Frozen			Total		
2021 September	M-O-M % chg.	Y-O-Y % chg.	2021 September	M-O-M % chg.	Y-O-Y % chg.	2021 September	M-O-M % chg.	Y-O-Y % chg.
149	133	164	1,312	24	24	1,461	30	31
0	-	-	14	-	-	14	-	-
5	187	-65	208	-16	-52	212	-14	-52
0	-	-	703	27	236	703	27	236
144	149	245	70	237	178	214	172	220
0	-	-	100	34	-31	100	29	-31
0	-96	-96	64	6,165	111	64	2,489	101
0	-	-	29	-22	16	29	-22	16
0	-	-	89	-24	-38	89	-24	-38
0	-	-	0	-	-	0	-	-
0			64			64		

Source: DAWR. SWT = Shipped weight. YTD = Calendar year-to-September. Y-O-Y = Year-on-year. M-O-M = Month-on-month. MENA = Middle East & North African countries. For further information email globalindustryinsights@mla.com.au.

Year-to-September sheepmeat exports to MENA



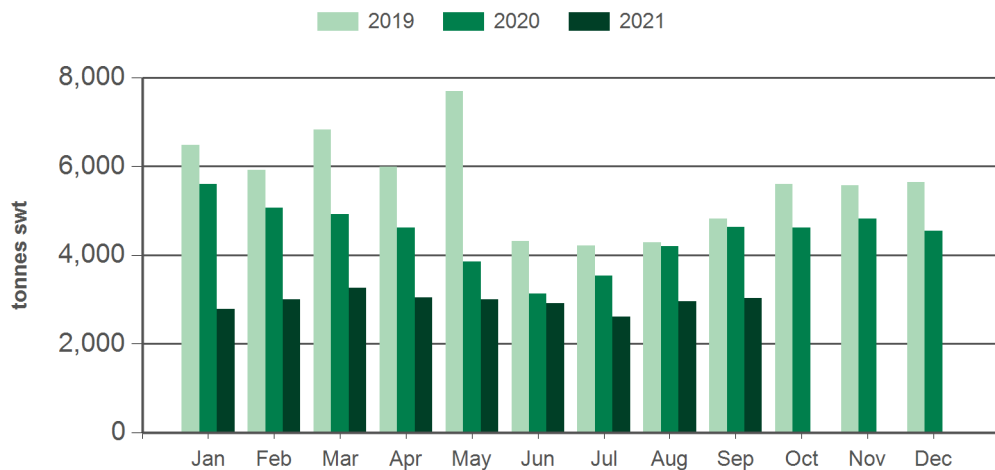
Source: DAWR, Prepared by MLA

AUD/USD



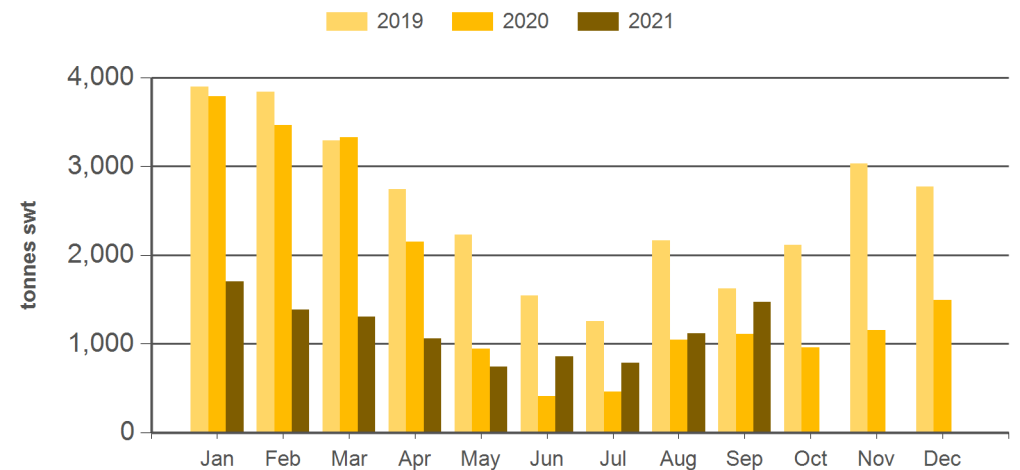
Source: xe.com, Prepared by MLA

Monthly lamb exports to MENA



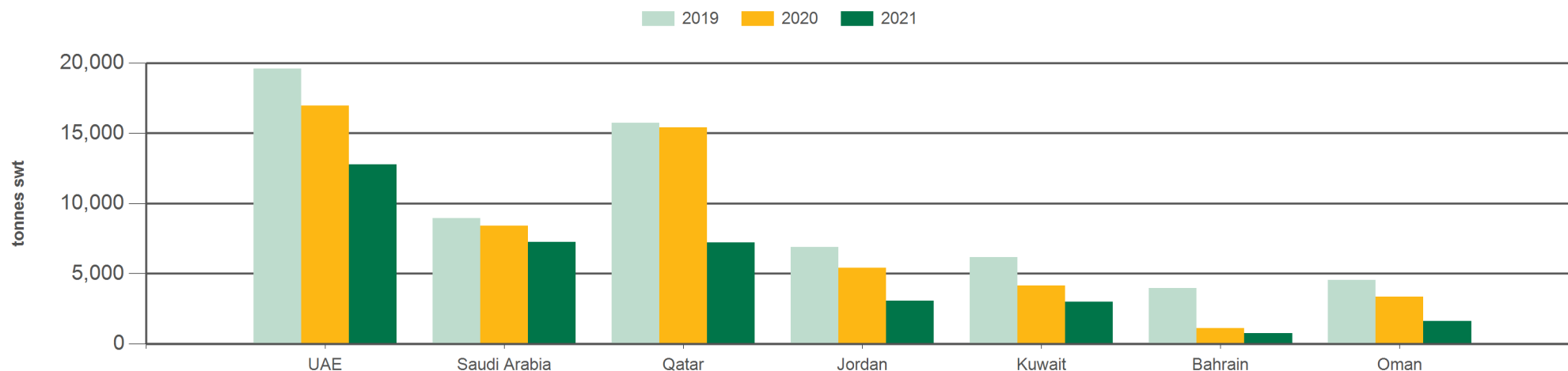
Source: DAWR, Prepared by MLA

Monthly mutton exports to MENA



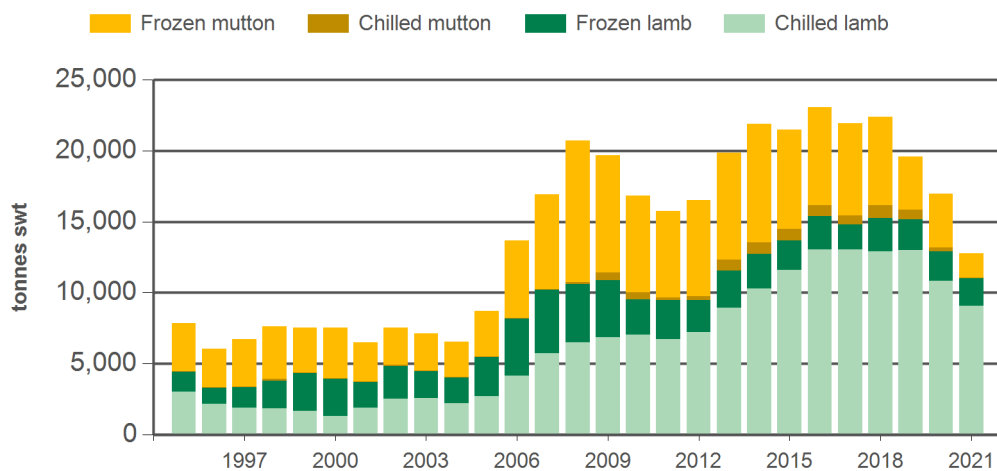
Source: DAWR, Prepared by MLA

Year-to-September sheepmeat exports



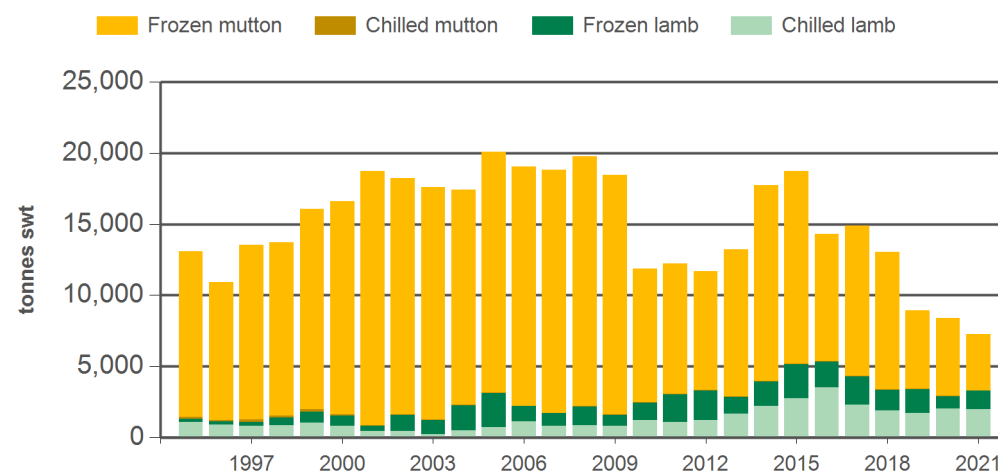
Source: DAWR, Prepared by MLA

Year-to-September sheepmeat exports to the UAE



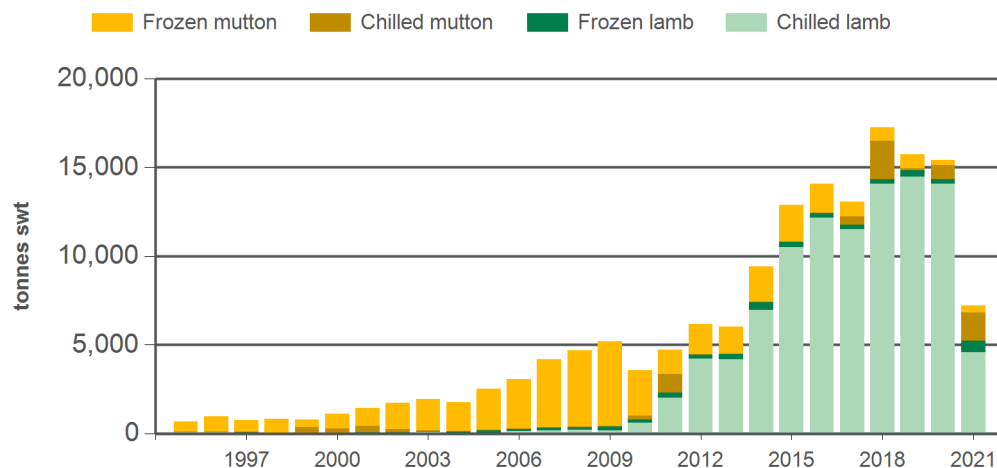
Source: DAWR, Prepared by MLA

Year-to-September sheepmeat exports to Saudi Arabia



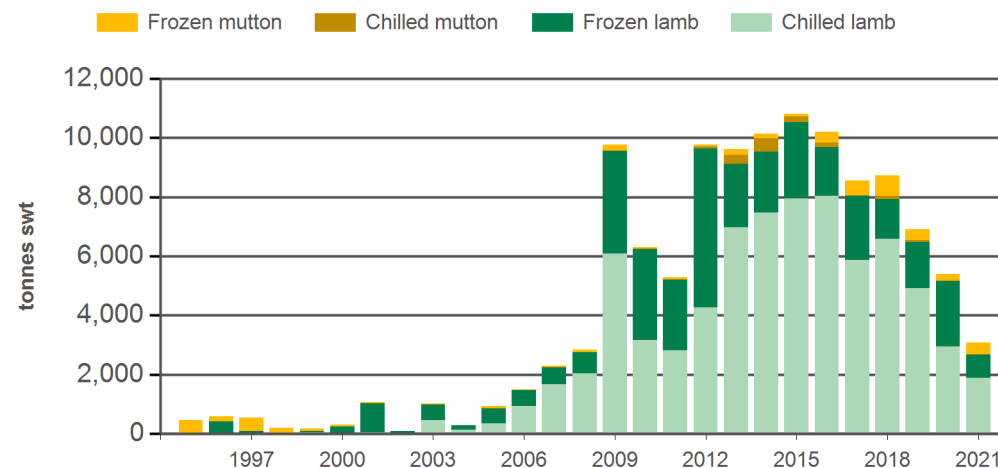
Source: DAWR, Prepared by MLA

Year-to-September sheepmeat exports to Qatar



Source: DAWR, Prepared by MLA

Year-to-September sheepmeat exports to Jordan



Source: DAWR, Prepared by MLA

Historical sheepmeat exports - Calendar year totals

Volume (tonnes swt)	2006	2007	2008	2009	2010	2011	2012	2013	2014	2015	2016	2017	2018	2019	2020	2021 YTD	Y-O-Y % chg.
Middle East	60,776	70,878	76,106	87,919	79,551	74,542	98,523	100,688	117,080	117,294	109,016	108,247	120,581	97,406	73,459	36,585	-35
Nth Africa	7,406	7,178	9,019	5,072	1,729	801	3,901	4,979	5,097	2,660	2,000	737	234	502	417	472	203
UAE	19,635	22,760	26,159	25,601	23,346	21,373	24,331	26,128	30,067	28,980	30,533	28,806	29,800	26,913	22,347	12,761	-25
Saudi Arabia	27,112	25,063	23,513	23,813	14,986	15,571	16,620	16,544	23,664	23,515	18,117	19,464	16,443	13,043	10,434	7,269	-14
Qatar	4,650	6,560	6,698	5,903	5,013	6,157	8,461	7,981	12,798	16,760	18,254	16,963	24,548	21,505	21,342	7,210	-53
Jordan	1,973	3,484	5,264	13,456	8,722	9,539	13,972	13,801	15,714	15,631	12,956	10,967	10,375	9,633	6,220	3,067	-43
Kuwait	4,456	7,128	7,190	9,880	5,356	5,924	8,732	9,126	8,955	9,561	8,291	9,686	11,103	8,068	5,802	3,013	-28
Bahrain	82	111	144	1,160	5,937	7,385	9,643	13,363	11,987	8,040	8,444	7,423	5,978	5,002	1,439	749	-33
Other	10,273	12,950	16,158	13,178	17,920	9,394	20,666	18,724	18,992	17,467	14,422	15,677	22,568	13,745	6,293	2,989	

Source: DAWR. SWT = Shipped weight. YTD = Calendar year-to-September. Y-O-Y = Year-on-year. For further information email globalindustryinsights@mla.com.au.