

#### European Union (EU-27)

##### 12-months ending October

Volume (tonnes swt)	Chilled		Frozen		Total	
	12-months ending October	Y-O-Y % chg.	12-months ending October	Y-O-Y % chg.	12-months ending October	Y-O-Y % chg.
Total	6,578	-4	288	-22	6,866	-5
Grainfed	6,249	-1	275	-23	6,523	-2
Grassfed	330	-44	13	4	343	-43

##### Calendar year-to-October

Chilled		Frozen		Total	
2021 YTD	Y-O-Y % chg.	2021 YTD	Y-O-Y % chg.	2021 YTD	Y-O-Y % chg.
5,539	-1	204	-33	5,743	-3
5,238	2	191	-34	5,429	-
301	-35	13	4	314	-34

##### Month of October

Chilled			Frozen			Total		
2021 October	M-O-M % chg.	Y-O-Y % chg.	2021 October	M-O-M % chg.	Y-O-Y % chg.	2021 October	M-O-M % chg.	Y-O-Y % chg.
424	7	-23	25	149	-33	449	10	-24
351	9	-26	25	149	-33	376	14	-27
73	-3	-3	-	-	-	73	-3	-3

#### United Kingdom

##### 12-months ending October

Volume (tonnes swt)	Chilled		Frozen		Total	
	12-months ending October	Y-O-Y % chg.	12-months ending October	Y-O-Y % chg.	12-months ending October	Y-O-Y % chg.
Total	812	-57	112	89	924	-52
Grainfed	545	-65	112	89	656	-60
Grassfed	267	-15	-	-	267	-15

##### Calendar year-to-October

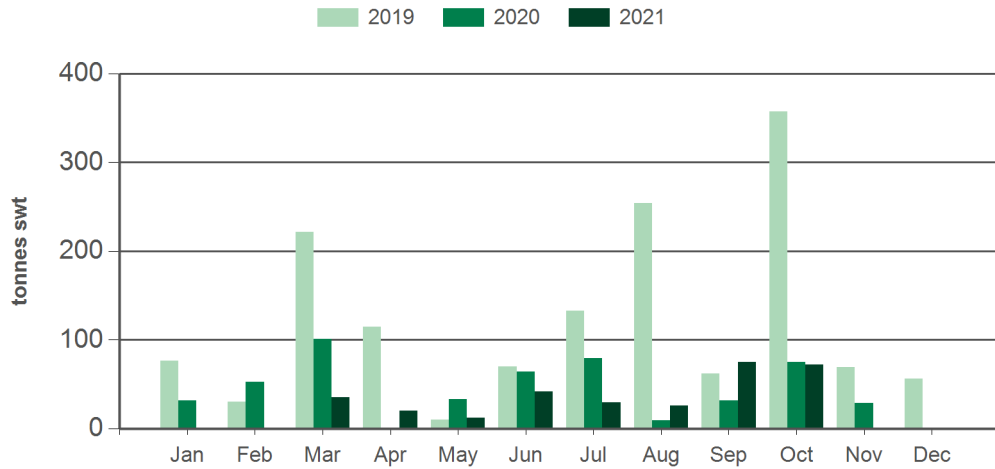
Chilled		Frozen		Total	
2021 YTD	Y-O-Y % chg.	2021 YTD	Y-O-Y % chg.	2021 YTD	Y-O-Y % chg.
755	-48	112	137	867	-43
488	-62	112	137	599	-55
267	42	-	-	267	42

##### Month of October

Chilled			Frozen			Total		
2021 October	M-O-M % chg.	Y-O-Y % chg.	2021 October	M-O-M % chg.	Y-O-Y % chg.	2021 October	M-O-M % chg.	Y-O-Y % chg.
81	-44	32	-	-	-	81	-52	17
45	-27	-26	-	-	-	45	-48	-34
36	-57	6,572	-	-	-	36	-57	6,572

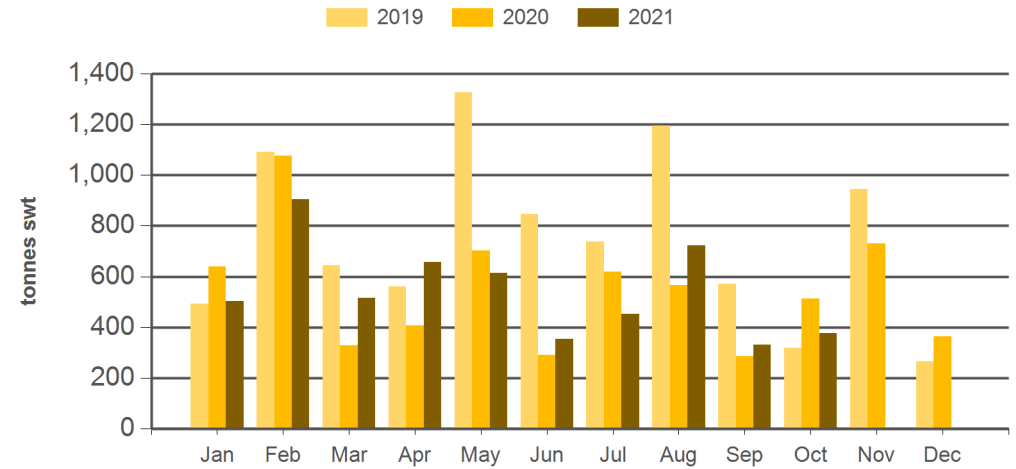
Source: DAWR. SWT = Shipped weight. YTD = Calendar year-to-October. Y-O-Y = Year-on-year. M-O-M = Month-on-month. Grainfed is the prefix for grainfed beef. Grassfed is the prefix for grassfed beef. For further information email [globalindustryinsights@mla.com.au](mailto:globalindustryinsights@mla.com.au).

#### Monthly grassfed beef exports to the EU



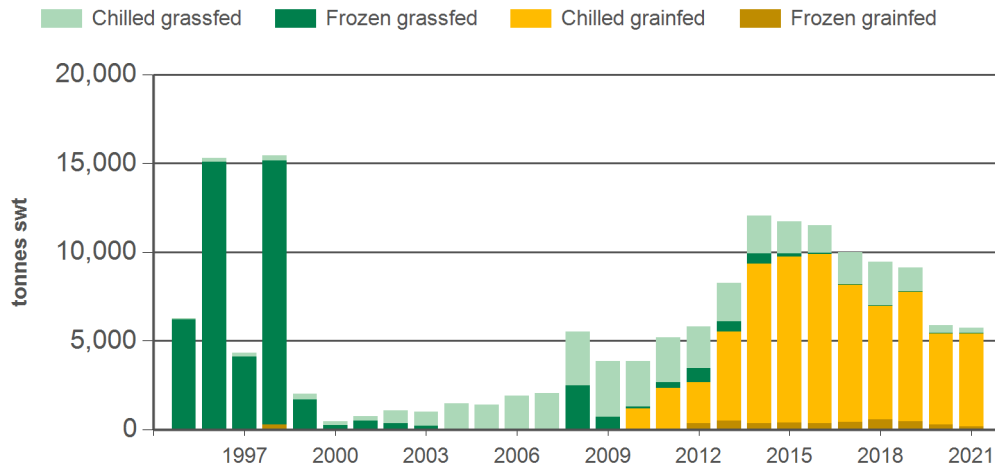
Source: DAWR, Prepared by MLA

#### Monthly grainfed beef exports to the EU



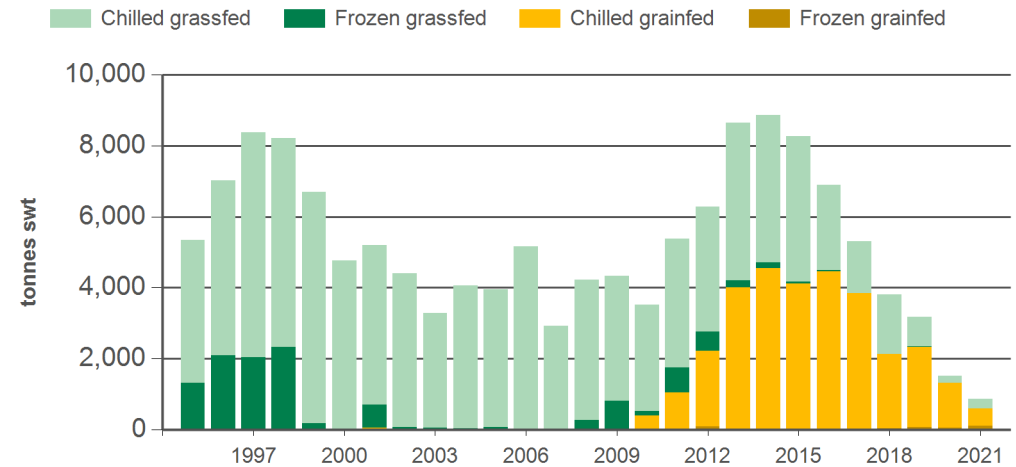
Source: DAWR, Prepared by MLA

#### Year-to-October beef exports to the EU



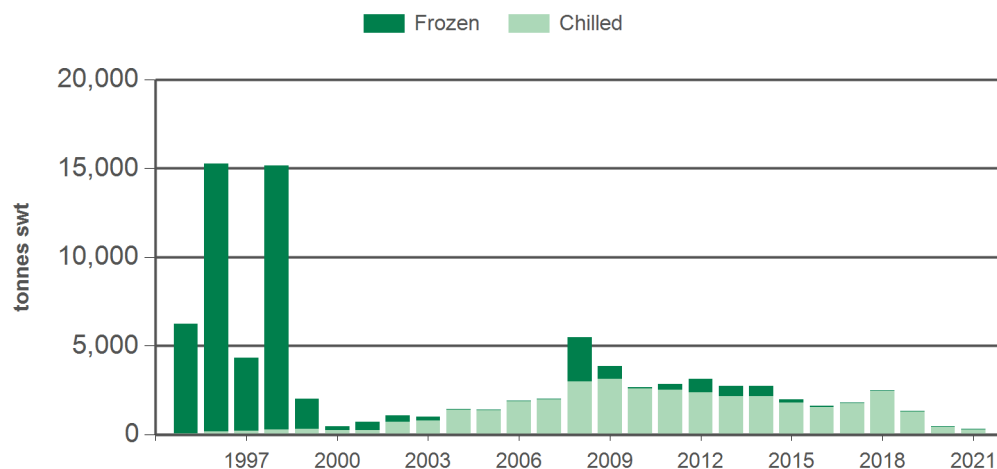
Source: DAWR, Prepared by MLA

#### Year-to-October beef exports to the UK



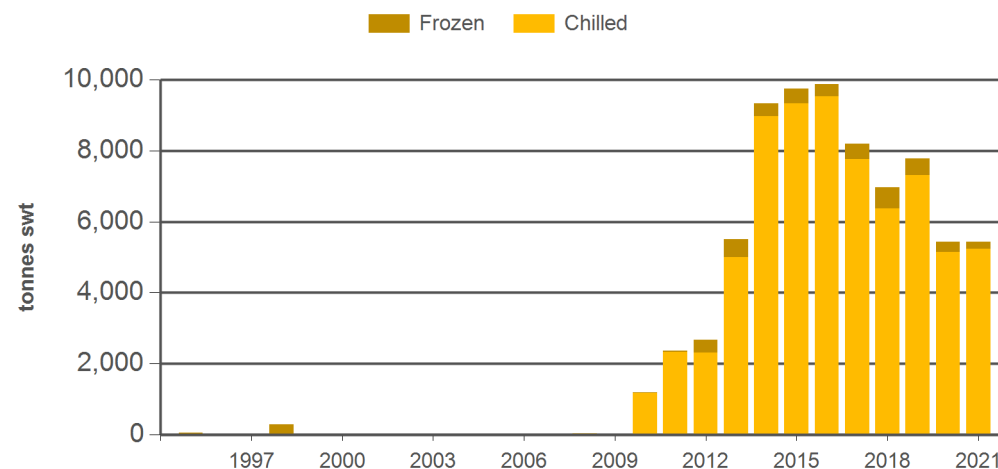
Source: DAWR, Prepared by MLA

#### Year-to-October grassfed beef exports to the EU



Source: DAWR, Prepared by MLA

#### Year-to-October grainfed beef exports to the EU



Source: DAWR, Prepared by MLA

#### Historical beef exports to the European Union (EU-27) - Calendar year totals

Volume (tonnes swt)	2006	2007	2008	2009	2010	2011	2012	2013	2014	2015	2016	2017	2018	2019	2020	2021 YTD	Y-O-Y % chg.
Total	2,149	2,466	6,407	4,426	5,007	6,139	7,239	9,723	14,023	13,984	13,142	11,832	11,272	10,454	7,024	5,743	-3
Grainfed	0	8	36	9	1,966	2,836	3,662	6,689	11,029	11,513	11,165	9,526	8,597	8,998	6,523	5,429	0
Grassfed	2,149	2,458	6,371	4,417	3,041	3,303	3,577	3,034	2,995	2,472	1,977	2,307	2,674	1,456	501	314	-34

#### Historical beef exports to the United Kingdom - Calendar year totals

Volume (tonnes swt)	2006	2007	2008	2009	2010	2011	2012	2013	2014	2015	2016	2017	2018	2019	2020	2021 YTD	Y-O-Y % chg.
Total	6,307	3,487	5,468	4,881	4,878	6,698	7,710	10,204	10,595	9,460	7,699	6,041	4,395	3,604	1,567	867	-43
Grainfed	0	0	1	4	580	1,388	2,600	4,812	5,455	4,615	4,814	4,371	2,556	2,646	1,379	599	-55
Grassfed	6,307	3,487	5,468	4,877	4,298	5,309	5,110	5,391	5,141	4,845	2,884	1,670	1,839	958	188	267	42

Source: DAWR. YTD = Calendar year-to-October. Grainfed is the prefix for grainfed beef. Grassfed is the prefix for grassfed beef. For further information email [globalindustryinsights@mla.com.au](mailto:globalindustryinsights@mla.com.au).