

12-months ending October

Volume (tonnes swt)	Chilled		Frozen		Total	
	12-months ending October	Y-O-Y % chg.	12-months ending October	Y-O-Y % chg.	12-months ending October	Y-O-Y % chg.
TOTAL						
Nth America	58,796	-17	95,609	-45	154,405	-37
US	56,402	-17	90,124	-44	146,525	-36
Canada	2,318	-11	5,076	-55	7,394	-46
Mexico	76	143	410	1,325	486	710

GRAIN						
Nth America	3,809	-15	1,620	-3	5,428	-12
US	2,916	-19	1,390	-6	4,306	-15
Canada	839	-1	19	-90	858	-17
Mexico	53	78	211		264	784

GRASS						
Nth America	54,987	-17	93,989	-45	148,977	-37
US	53,485	-17	88,734	-44	142,219	-37
Canada	1,479	-16	5,057	-54	6,536	-49
Mexico	23	1,585	199	593	222	637

Calendar year-to-October

Chilled		Frozen		Total	
2021 YTD	Y-O-Y % chg.	2021 YTD	Y-O-Y % chg.	2021 YTD	Y-O-Y % chg.
48,656	-18	78,834	-43	127,490	-36
46,536	-18	75,180	-42	121,715	-35
2,064	-14	3,245	-65	5,309	-54
56	140	410	-	465	1,916

3,186	-19	1,338	-7	4,524	-16
2,393	-23	1,116	-10	3,509	-19
761	-7	11	-94	772	-23
33	51	211	-	243	1,020

45,469	-18	77,496	-44	122,966	-36
44,143	-18	74,063	-42	118,206	-35
1,303	-18	3,234	-64	4,537	-57
23	1,585	199		222	16,334

Month of October

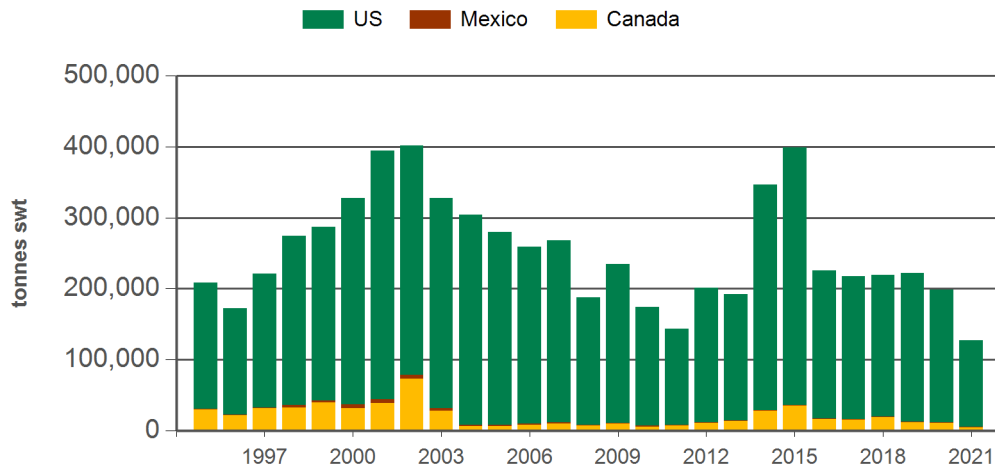
Chilled			Frozen			Total		
2021 October	M-O-M % chg.	Y-O-Y % chg.	2021 October	M-O-M % chg.	Y-O-Y % chg.	2021 October	M-O-M % chg.	Y-O-Y % chg.
4,182	-34	-28	10,117	5	3	14,298	-11	-9
3,909	-36	-31	9,724	6	11	13,633	-11	-6
255	-9	80	321	-4	-68	576	-6	-50
17	111	555	72	-55	-	89	-48	3,309

354	-25	4	133	-4	29	487	-20	10
241	-15	-18	108	51	4	350	-2	-12
102	-46	137	-	-	-	102	-46	137
10	-	295	25	-63	-	35	-48	1,256

3,828	-35	-30	9,983	5	3	13,811	-10	-9
3,668	-37	-32	9,616	6	11	13,283	-11	-6
153	63	55	321	-4	-68	474	11	-57
7	-16	-	47	-50	-	53	-48	-

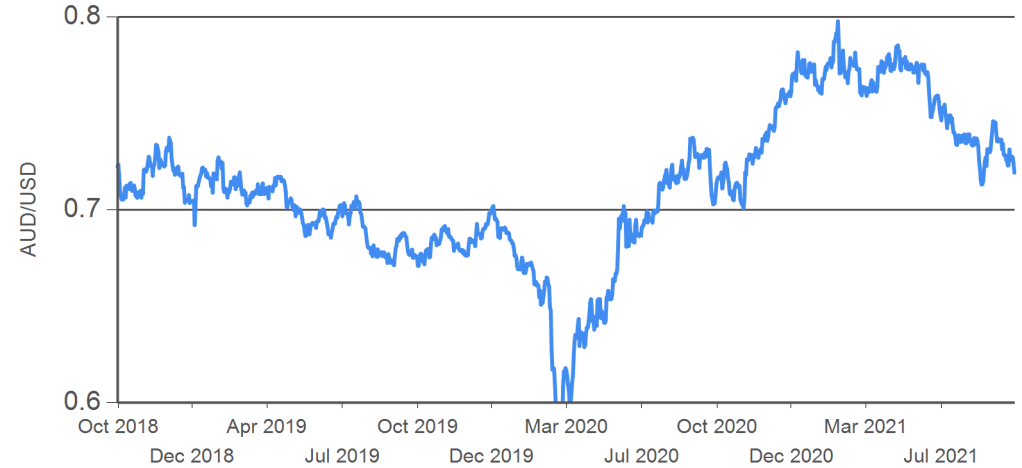
Source: DAWR. SWT = Shipped weight. YTD = Calendar year-to-October. Y-O-Y = Year-on-year. M-O-M = Month-on-month. Grain is the prefix for grainfed beef. Grass is the prefix for grassfed beef. For further information email globalindustryinsights@mla.com.au.

Year-to-October beef exports to North America



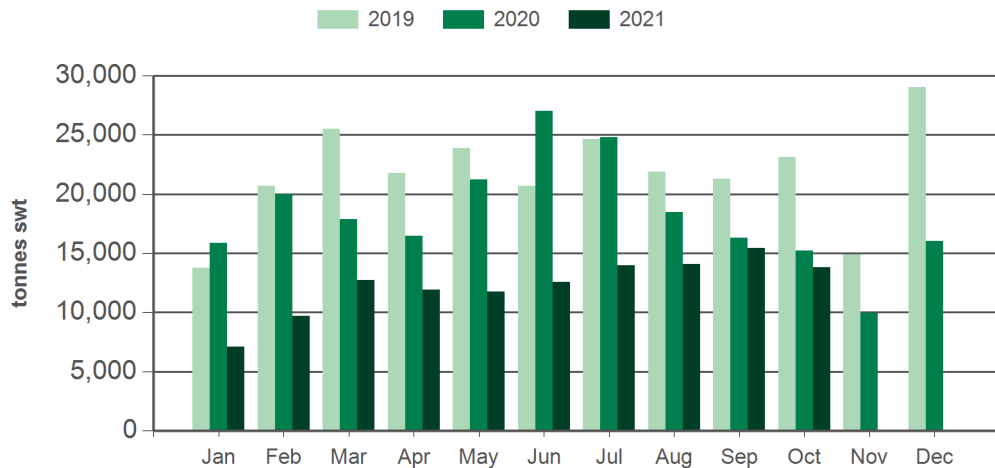
Source: DAWR, Prepared by MLA

AUD/USD



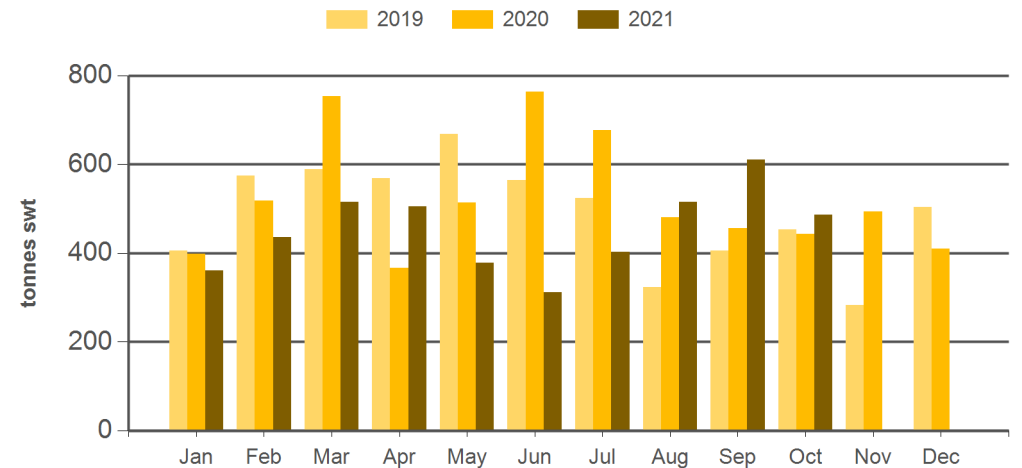
Source: xe.com, Prepared by MLA

Monthly grassfed beef exports to North America



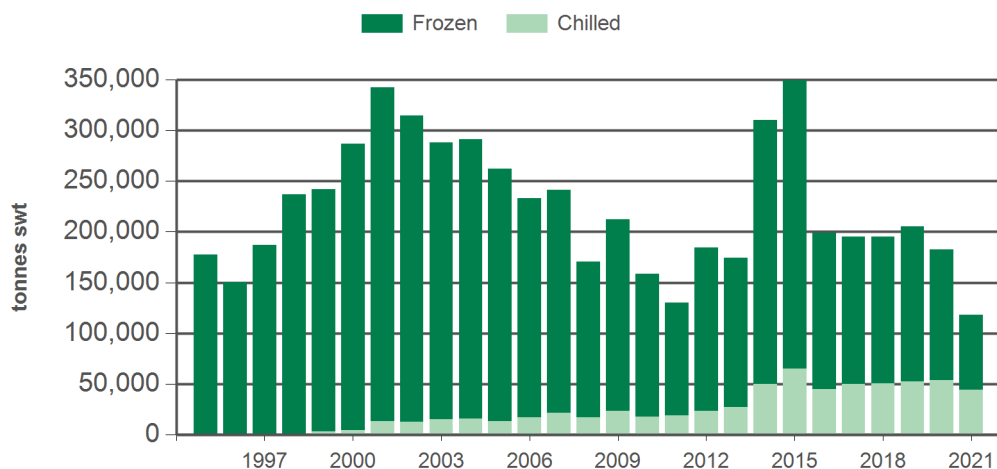
Source: DAWR, Prepared by MLA

Monthly grainfed beef exports to North America



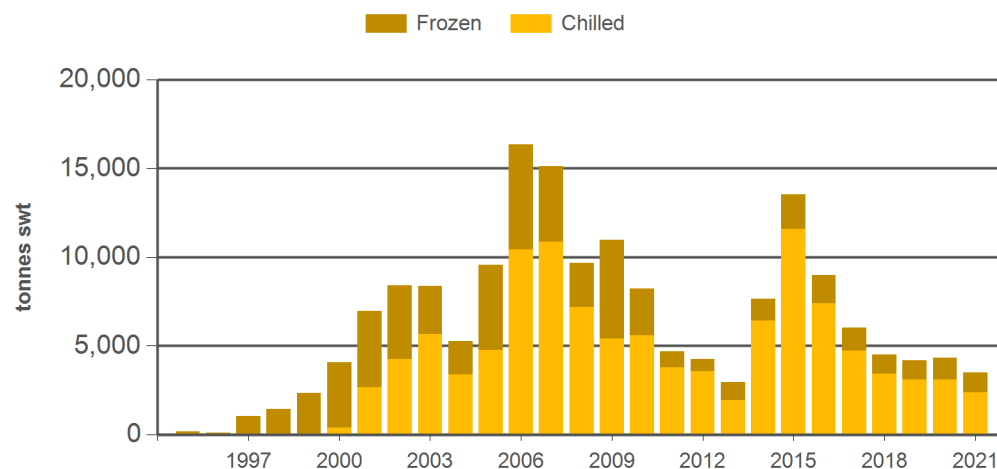
Source: DAWR, Prepared by MLA

Year-to-October grassfed beef exports to the US



Source: DAWR, Prepared by MLA

Year-to-October grainfed beef exports to the US



Source: DAWR, Prepared by MLA

Historical beef exports - Calendar year totals

Volume (tonnes swt)	2006	2007	2008	2009	2010	2011	2012	2013	2014	2015	2016	2017	2018	2019	2020	2021 YTD	Y-O-Y % chg.
Nth America	306,394	310,042	243,938	264,834	193,149	178,672	240,070	231,097	431,731	459,218	261,425	254,190	254,781	266,982	225,498	127,490	-36
US	295,267	296,099	234,779	251,479	185,035	167,820	224,111	212,703	397,889	415,951	242,013	234,112	231,187	251,822	211,754	121,715	-35
Canada	9,609	12,311	8,543	12,319	6,949	10,148	15,661	17,898	32,972	42,575	19,316	19,954	22,990	13,997	13,701	5,309	-54
Mexico	1,518	1,633	616	1,036	1,166	703	298	497	870	692	96	124	604	1,163	43	465	1,916

Source: DAWR. SWT = Shipped weight. YTD = Calendar year-to-October. Y-O-Y = Year-on-year. For further information email globalindustryinsights@mla.com.au.