

12-months ending October

Volume (tonnes swt)	Chilled		Frozen		Total	
	12-months ending October	Y-O-Y % chg.	12-months ending October	Y-O-Y % chg.	12-months ending October	Y-O-Y % chg.
Total	40,472	18	124,113	2	164,585	6
Grainfed	28,296	12	42,177	35	70,473	25
Grassfed	12,177	34	81,936	-9	94,112	-5

Calendar year-to-October

Chilled		Frozen		Total	
2021 YTD	Y-O-Y % chg.	2021 YTD	Y-O-Y % chg.	2021 YTD	Y-O-Y % chg.
32,873	15	98,762	-1	131,635	3
22,938	9	34,502	32	57,441	22
9,935	33	64,260	-12	74,195	-8

Month of October

Chilled			Frozen			Total		
2021 October	M-O-M % chg.	Y-O-Y % chg.	2021 October	M-O-M % chg.	Y-O-Y % chg.	2021 October	M-O-M % chg.	Y-O-Y % chg.
3,584	6	8	11,336	11	8	14,920	9	8
2,615	10	6	4,349	6	27	6,964	7	18
969	-4	14	6,987	14	-2	7,956	11	-

12-months ending September

Value ('000 A\$ FOB)	Chilled		Frozen		Total	
	12-months ending September	Y-O-Y % chg.	12-months ending September	Y-O-Y % chg.	12-months ending September	Y-O-Y % chg.
Total	592,236	28	1,040,707	9	1,707,954	21
Boneless	523,756	22	798,848	11	1,375,497	20
Bone-in	42,312	27	203,722	-12	251,399	-5
Carcase	-		551	557	912	987

Calendar year-to-September

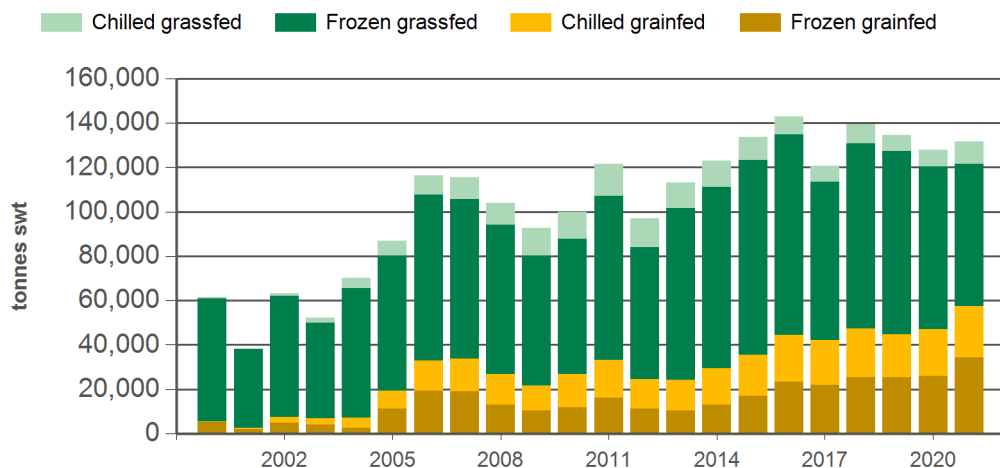
Chilled		Frozen		Total	
2021 YTD	Y-O-Y % chg.	2021 YTD	Y-O-Y % chg.	2021 YTD	Y-O-Y % chg.
456,137	37	776,340	11	1,298,645	25
391,685	26	587,279	11	1,027,409	23
32,849	38	152,889	-12	190,481	-4
-	-	248	275	609	821

Month of September

Chilled			Frozen			Total		
2021 September	M-O-M % chg.	Y-O-Y % chg.	2021 September	M-O-M % chg.	Y-O-Y % chg.	2021 September	M-O-M % chg.	Y-O-Y % chg.
55,442	-3	59	101,446	1	94	181,409	1	108
50,485	-1	62	79,963	1	103	130,448	-	85
4,958	-19	31	21,483	-	66	26,440	-4	58
-	-	-	-	-	-	-	-	-

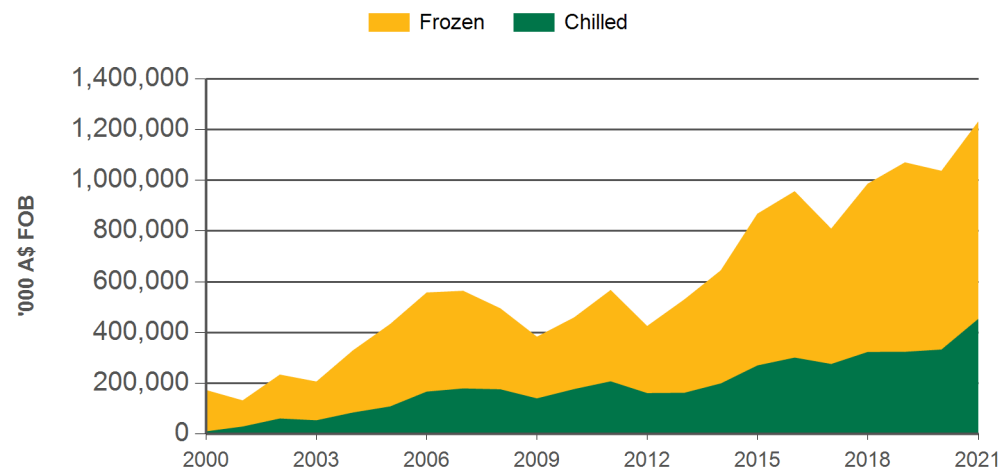
Source: DAWR, ABS. SWT = Shipped weight. Volume YTD = Calendar year-to-October. Value YTD = Calendar year-to-September. Y-O-Y = Year-on-year. M-O-M = Month-on-month. Grainfed is the prefix for grainfed beef. Grassfed is the prefix for grassfed beef. For further information email globalindustryinsights@mla.com.au.

Year-to-October beef exports to South Korea - volume



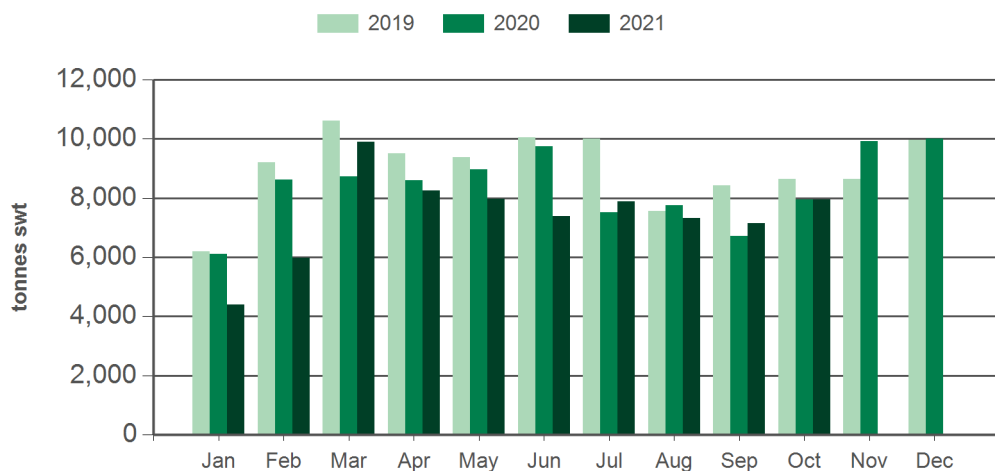
Source: DAWR, Prepared by MLA

Year-to-September beef exports to South Korea - value



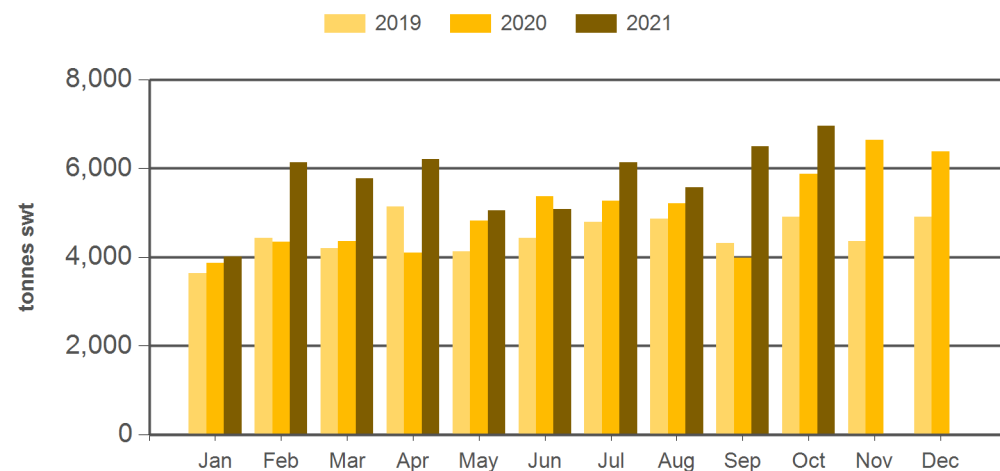
Source: ABS, Prepared by MLA

Monthly grassfed beef exports to South Korea



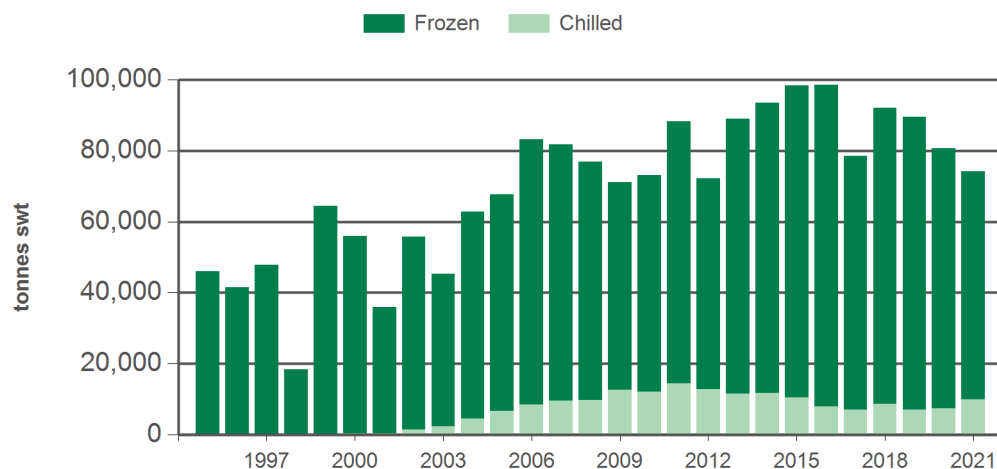
Source: DAWR, Prepared by MLA

Monthly grainfed beef exports to South Korea



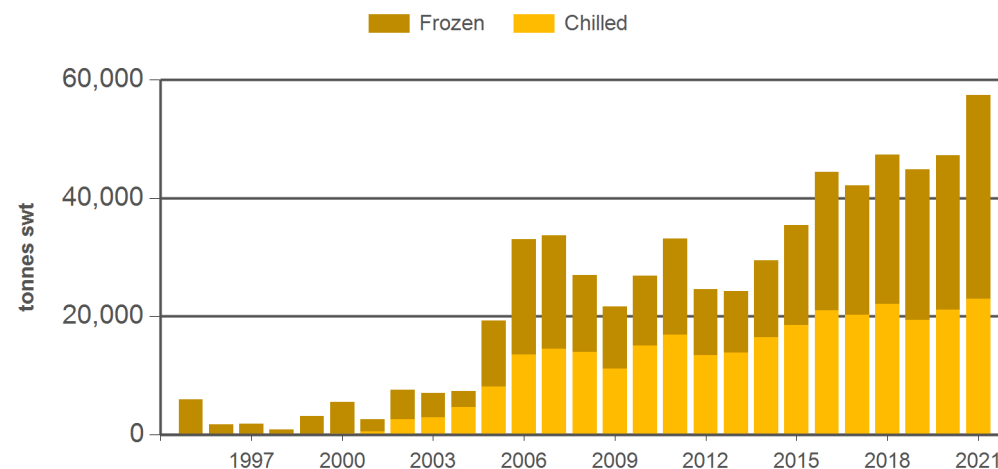
Source: DAWR, Prepared by MLA

Year-to-October grassfed beef exports to South Korea



Source: DAWR, Prepared by MLA

Year-to-October grainfed beef exports to South Korea



Source: DAWR, Prepared by MLA

Historical beef exports - Calendar year totals

Volume (tonnes swt)	2006	2007	2008	2009	2010	2011	2012	2013	2014	2015	2016	2017	2018	2019	2020	2021 YTD	Y-O-Y % chg.
Total	149,663	148,933	127,207	115,482	124,161	146,347	125,957	144,365	150,918	166,588	179,854	148,552	170,373	162,344	160,850	131,635	3
Grainfed	41,205	41,526	31,581	27,157	34,151	38,762	31,332	31,020	35,640	44,203	55,756	53,564	57,598	54,144	60,239	57,441	22
Grassfed	108,458	107,407	95,626	88,325	90,009	107,585	94,625	113,345	115,278	122,385	124,098	94,987	112,775	108,199	100,611	74,195	-8

Source: DAWR. SWT = Shipped weight. YTD = Calendar year-to-October. Y-O-Y = Year-on-year. For further information email globalindustryinsights@mla.com.au.