

12-months ending October

Volume (tonnes swt)	Chilled		Frozen		Total	
	12-months ending October	Y-O-Y % chg.	12-months ending October	Y-O-Y % chg.	12-months ending October	Y-O-Y % chg.
Total	5,704	-	6,250	-16	11,954	-9
Lamb	5,667	-	3,258	-6	8,925	-2
Mutton	37	-36	2,991	-24	3,028	-25

Calendar year-to-October

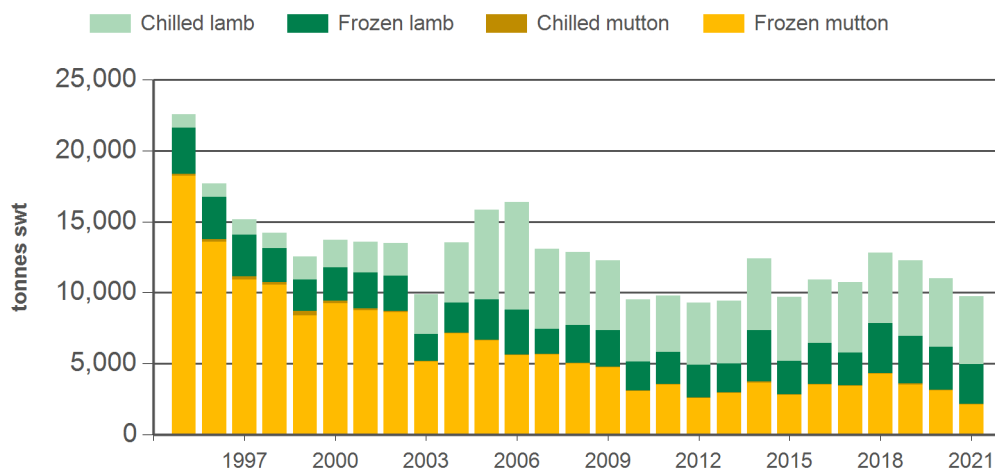
Chilled		Frozen		Total	
2021 YTD	Y-O-Y % chg.	2021 YTD	Y-O-Y % chg.	2021 YTD	Y-O-Y % chg.
4,780	-2	4,949	-19	9,729	-12
4,748	-2	2,797	-7	7,545	-4
32	-27	2,152	-31	2,184	-31

Month of October

Chilled			Frozen			Total		
2021 October	M-O-M % chg.	Y-O-Y % chg.	2021 October	M-O-M % chg.	Y-O-Y % chg.	2021 October	M-O-M % chg.	Y-O-Y % chg.
358	-6	-22	374	-23	-18	733	-15	-20
351	-7	-23	240	-36	-2	591	-21	-16
8	210	20	134	22	-37	141	26	-35

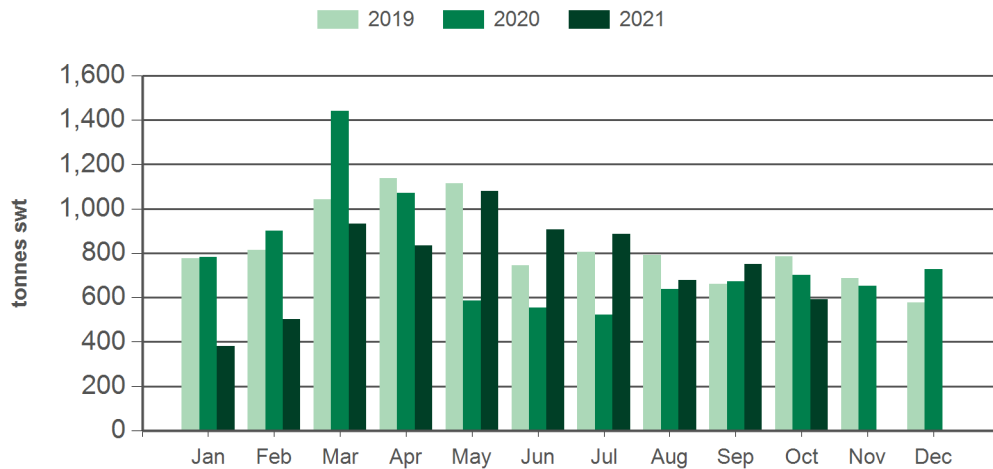
Source: DAWR. YTD = Calendar year-to-October. Y-O-Y = Year-on-year. M-O-M = Month-on-month. SWT = Shipped weight. For further information email globalindustryinsights@mla.com.au.

Year-to-October sheepmeat exports to Japan



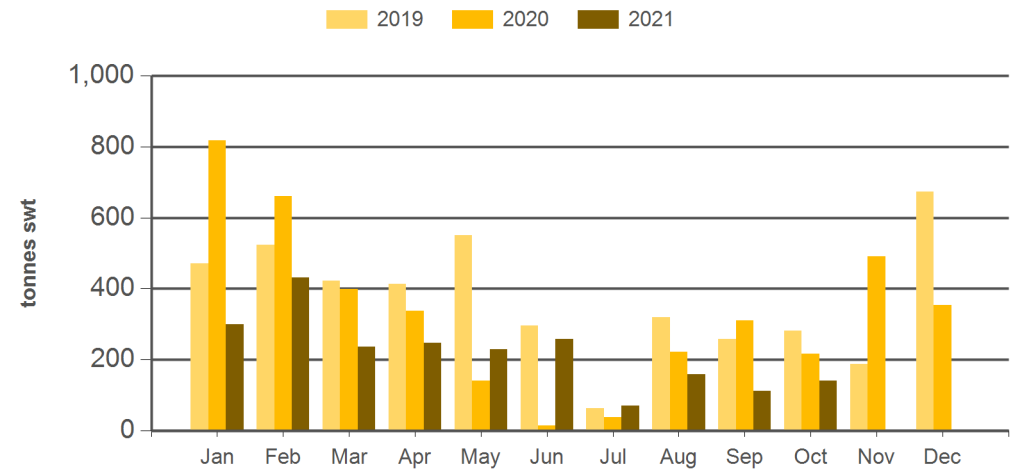
Source: DAWR, Prepared by MLA

Monthly lamb exports to Japan



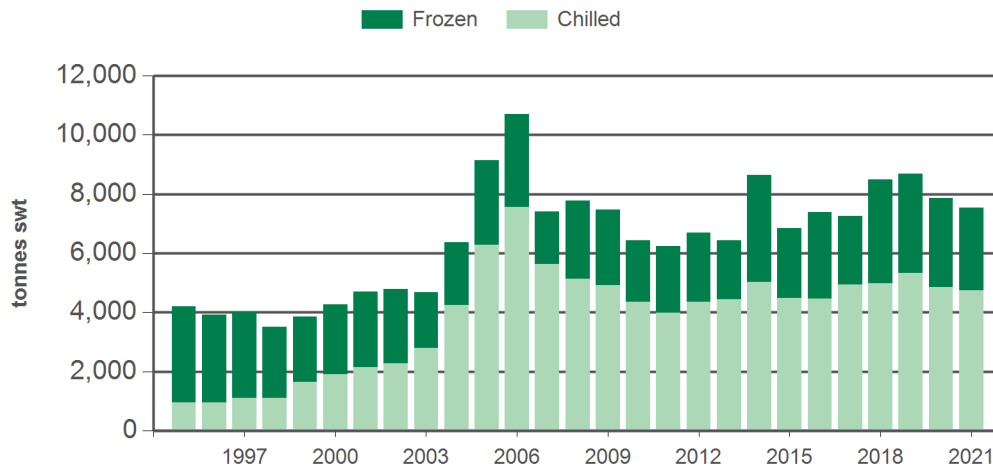
Source: DAWR, Prepared by MLA

Monthly mutton exports to Japan



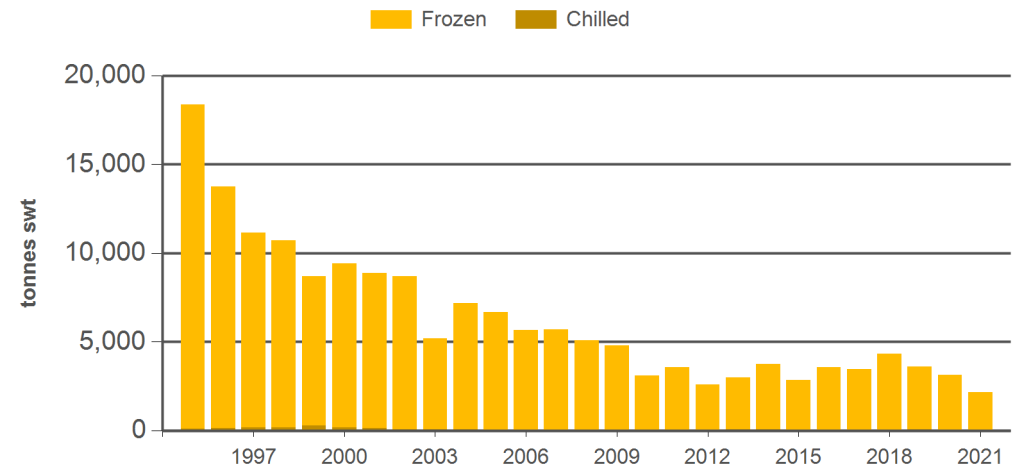
Source: DAWR, Prepared by MLA

Year-to-October lamb exports to Japan



Source: DAWR, Prepared by MLA

Year-to-October mutton exports to Japan



Source: DAWR, Prepared by MLA

Historical sheepmeat exports - Calendar year totals

Volume (tonnes swt)	2006	2007	2008	2009	2010	2011	2012	2013	2014	2015	2016	2017	2018	2019	2020	2021 YTD	Y-O-Y % chg.
Total	18,698	15,498	16,962	13,939	11,474	11,885	10,851	11,484	15,243	11,711	13,222	12,820	15,292	14,398	13,247	9,729	-12
Lamb	11,879	8,515	9,876	8,338	7,689	7,381	7,687	7,697	10,127	7,977	8,640	8,345	9,988	9,940	9,249	7,545	-4
Mutton	6,819	6,983	7,086	5,602	3,785	4,505	3,164	3,787	5,116	3,733	4,582	4,475	5,304	4,457	3,998	2,184	-31

Source: DAWR. YTD = Calendar year-to-October. SWT = Shipped weight. For further information email globalindustryinsights@mla.com.au.

NEED MORE INFORMATION?



Click here for further prices and market information:
<http://www.mla.com.au/prices-markets>



To download all historical data, click here to access MLA's statistics database:
<http://statistics.mla.com.au>



Email marketinfo@mla.com.au to subscribe to this or any other of MLA's market information reports