

European Union (UK inclusive)

12-months ending March

Volume (tonnes swt)	Chilled		Frozen		Total	
	12-months ending March	Y-O-Y % chg.	12-months ending March	Y-O-Y % chg.	12-months ending March	Y-O-Y % chg.
Total	12,858	-13	531	-33	13,390	-14
Grainfed	10,758	3	510	-33	11,268	1
Grassfed	2,100	-51	22	-43	2,122	-51

Calendar year-to-March

Chilled		Frozen		Total	
2020 YTD	Y-O-Y % chg.	2020 YTD	Y-O-Y % chg.	2020 YTD	Y-O-Y % chg.
2,809	-16	72	-64	2,881	-19
2,567	-9	72	-63	2,638	-13
243	-54	-	-	243	-55

Month of March

Chilled			Frozen			Total		
2020 March	M-O-M % chg.	Y-O-Y % chg.	2020 March	M-O-M % chg.	Y-O-Y % chg.	2020 March	M-O-M % chg.	Y-O-Y % chg.
585	-58	-49	30	-14	-67	616	-57	-50
470	-64	-46	30	-14	-67	501	-63	-48
115	34	-58	-	-	-	115	34	-58

United Kingdom

12-months ending March

Volume (tonnes swt)	Chilled		Frozen		Total	
	12-months ending March	Y-O-Y % chg.	12-months ending March	Y-O-Y % chg.	12-months ending March	Y-O-Y % chg.
Total	3,163	-28	101	35	3,263	-27
Grainfed	2,362	-12	93	24	2,454	-11
Grassfed	801	-53	8	-	809	-53

Calendar year-to-March

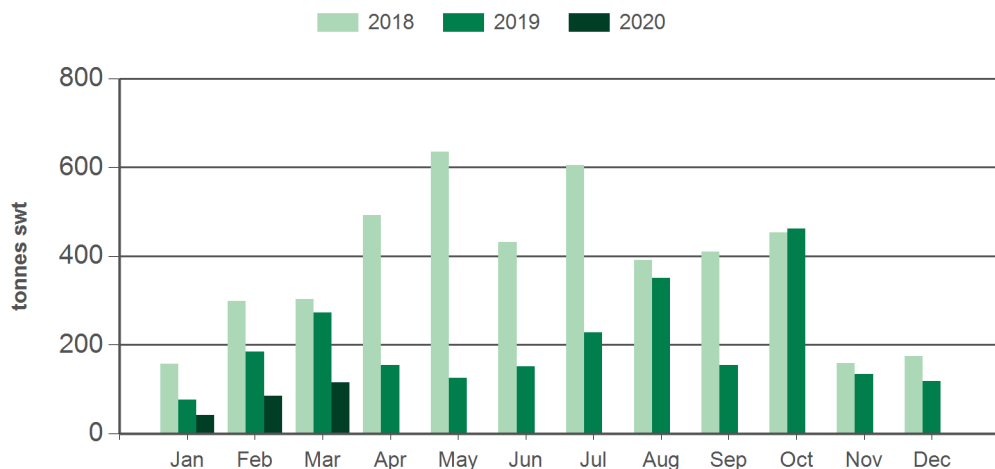
Chilled		Frozen		Total	
2020 YTD	Y-O-Y % chg.	2020 YTD	Y-O-Y % chg.	2020 YTD	Y-O-Y % chg.
624	-35	27	2	651	-34
567	-25	27	2	594	-24
57	-72	-	-	57	-72

Month of March

Chilled			Frozen			Total		
2020 March	M-O-M % chg.	Y-O-Y % chg.	2020 March	M-O-M % chg.	Y-O-Y % chg.	2020 March	M-O-M % chg.	Y-O-Y % chg.
173	-38	-52	13	-5	-2	186	-36	-50
159	-35	-48	13	-5	-2	172	-34	-46
14	-57	-73	-	-	-	14	-57	-73

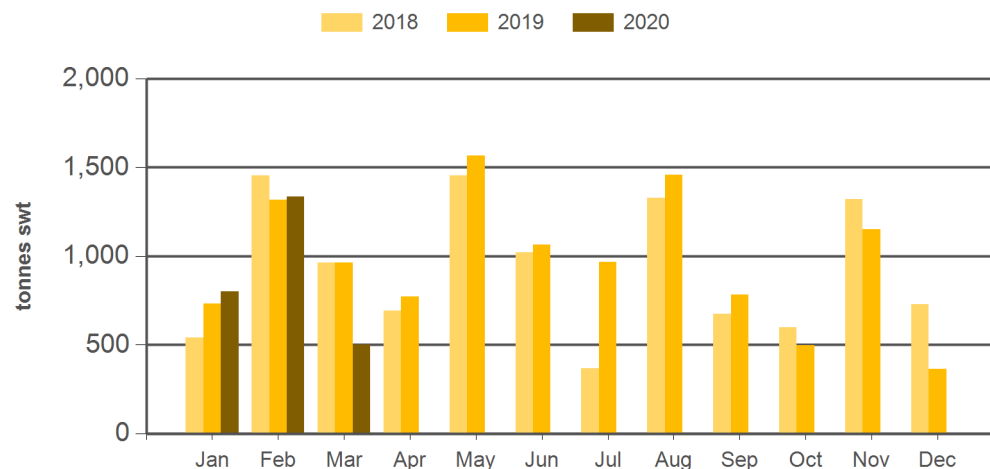
Source: DAWR. SWT = Shipped weight. YTD = Calendar year-to-March. Y-O-Y = Year-on-year. M-O-M = Month-on-month. Grainfed is the prefix for grainfed beef. Grassfed is the prefix for grassfed beef. For further information email globalindustryinsights@mla.com.au.

Monthly grassfed beef exports to the EU



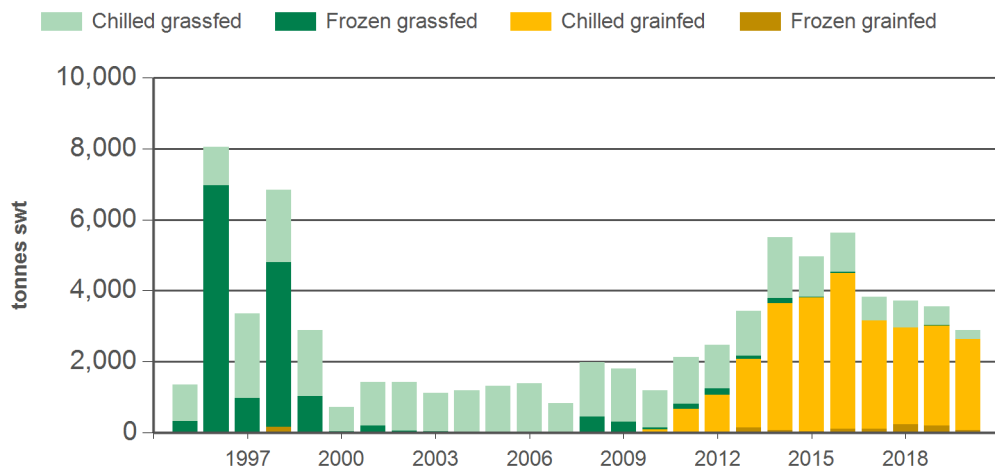
Source: DAWR, Prepared by MLA

Monthly grainfed beef exports to the EU



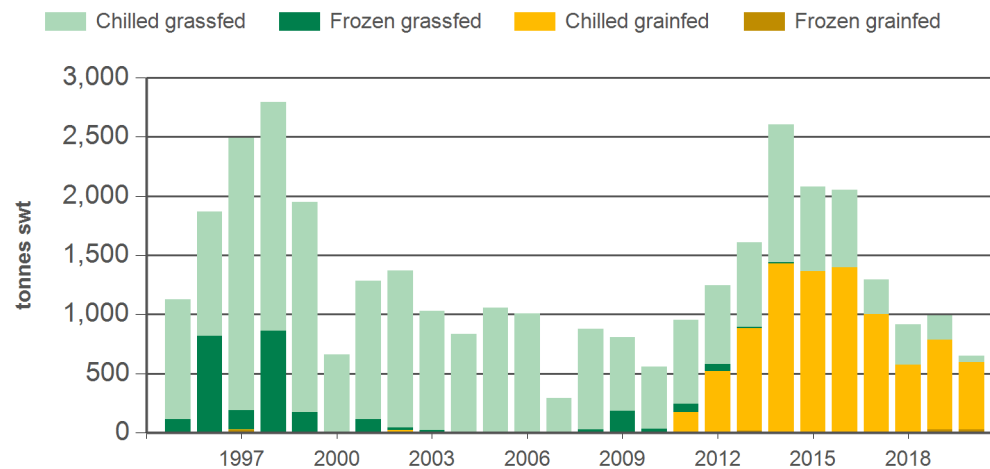
Source: DAWR, Prepared by MLA

Year-to-March beef exports to the EU



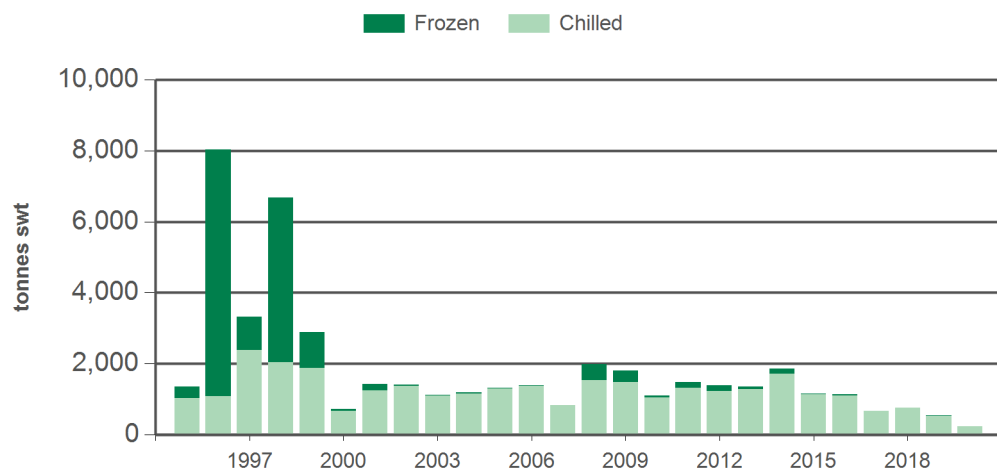
Source: DAWR, Prepared by MLA

Year-to-March beef exports to the UK



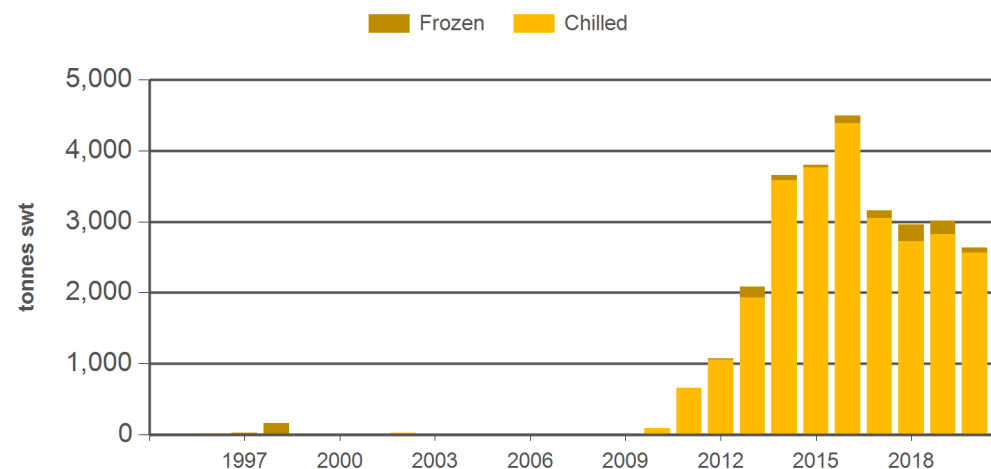
Source: DAWR, Prepared by MLA

Year-to-March grassfed beef exports to the EU



Source: DAWR, Prepared by MLA

Year-to-March grainfed beef exports to the EU



Source: DAWR, Prepared by MLA

Historical beef exports to the European Union (UK inclusive) - Calendar year totals

Volume (tonnes swt)	2005	2006	2007	2008	2009	2010	2011	2012	2013	2014	2015	2016	2017	2018	2019	2020 YTD	Y-O-Y % chg.
Total	6,469	8,457	5,953	11,876	9,307	9,885	12,836	14,949	19,927	24,619	23,445	20,841	17,873	15,666	14,058	2,881	-19
Grainfed	28	0	8	37	13	2,546	4,224	6,263	11,502	16,483	16,128	15,980	13,897	11,153	11,645	2,638	-13
Grassfed	6,441	8,456	5,945	11,839	9,294	7,339	8,612	8,686	8,425	8,135	7,317	4,862	3,977	4,513	2,414	243	-55

Historical beef exports to the United Kingdom - Calendar year totals

Volume (tonnes swt)	2005	2006	2007	2008	2009	2010	2011	2012	2013	2014	2015	2016	2017	2018	2019	2020 YTD	Y-O-Y % chg.
Total	4,922	6,307	3,487	5,468	4,881	4,878	6,698	7,710	10,204	10,595	9,460	7,699	6,041	4,395	3,604	651	-34
Grainfed	26	0	0	1	4	580	1,388	2,600	4,812	5,455	4,615	4,814	4,371	2,556	2,646	594	-24
Grassfed	4,896	6,307	3,487	5,468	4,877	4,298	5,309	5,110	5,391	5,141	4,845	2,884	1,670	1,839	958	57	-72

Source: DAWR. YTD = Calendar year-to-March. Grainfed is the prefix for grainfed beef. Grassfed is the prefix for grassfed beef. For further information email globalindustryinsights@mla.com.au.