

12-months ending March

Volume (tonnes swt)	Chilled		Frozen		Total	
	12-months ending March	Y-O-Y % chg.	12-months ending March	Y-O-Y % chg.	12-months ending March	Y-O-Y % chg.
Total	4,077	4	12,139	8	16,217	7
Lamb	4,076	4	10,109	5	14,185	4
Mutton	2	1,174	2,030	26	2,032	26

Calendar year-to-March

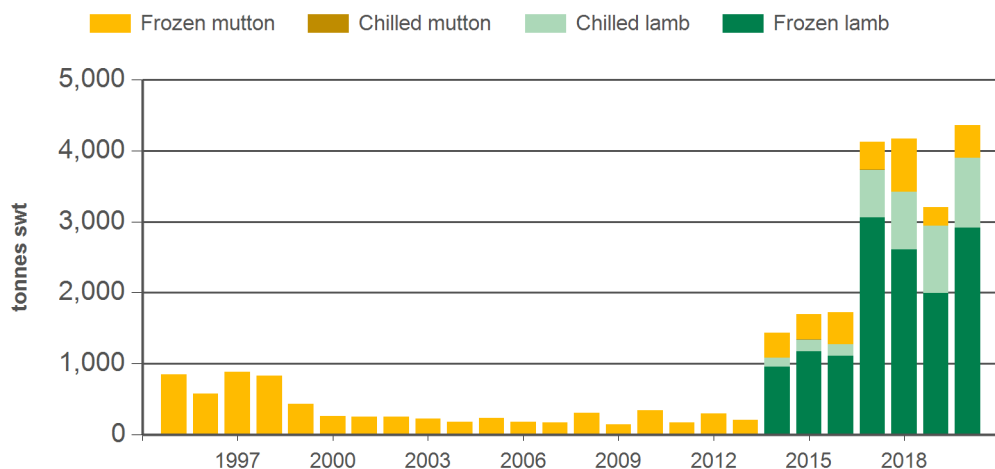
Chilled		Frozen		Total	
2020 YTD	Y-O-Y % chg.	2020 YTD	Y-O-Y % chg.	2020 YTD	Y-O-Y % chg.
979	3	3,380	50	4,359	36
979	3	2,919	46	3,898	32
-	-	461	79	461	79

Month of March

Chilled			Frozen			Total		
2020 March	M-O-M % chg.	Y-O-Y % chg.	2020 March	M-O-M % chg.	Y-O-Y % chg.	2020 March	M-O-M % chg.	Y-O-Y % chg.
238	-32	6	589	-56	-28	827	-51	-21
238	-32	6	556	-53	-26	794	-48	-19
-	-	-	33	-80	-46	33	-80	-46

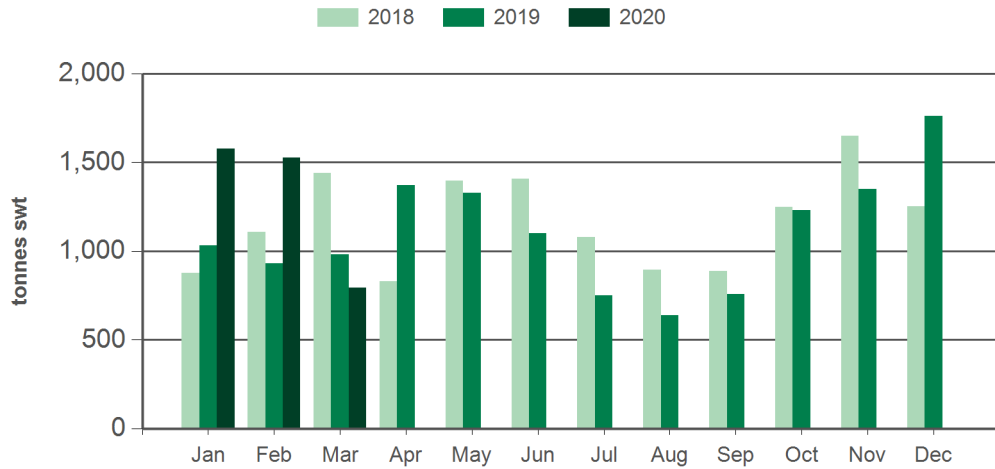
Source: DAWR. YTD = Calendar year-to-March. Y-O-Y = Year-on-year. M-O-M = Month-on-month. SWT = Shipped weight. For further information email globalindustryinsights@mla.com.au.

Year-to-March sheepmeat exports to Korea



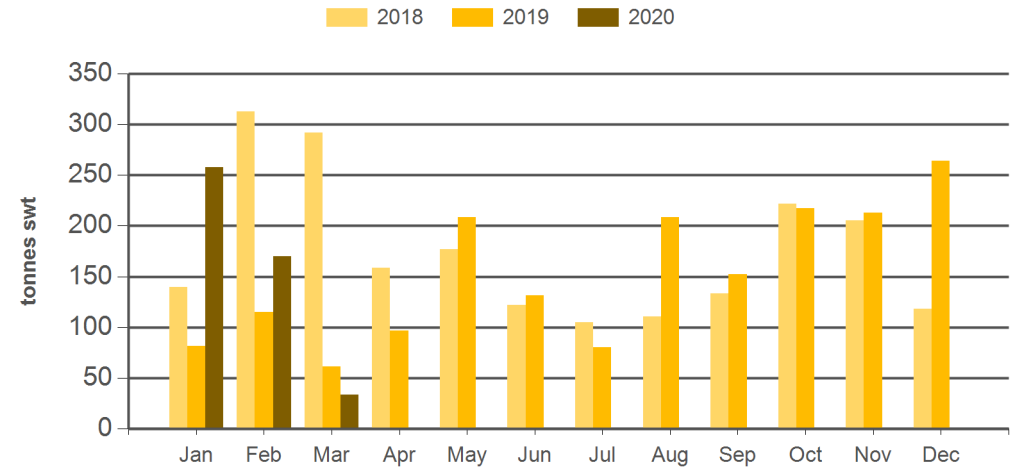
Source: DAWR, Prepared by MLA

Monthly lamb exports to Korea



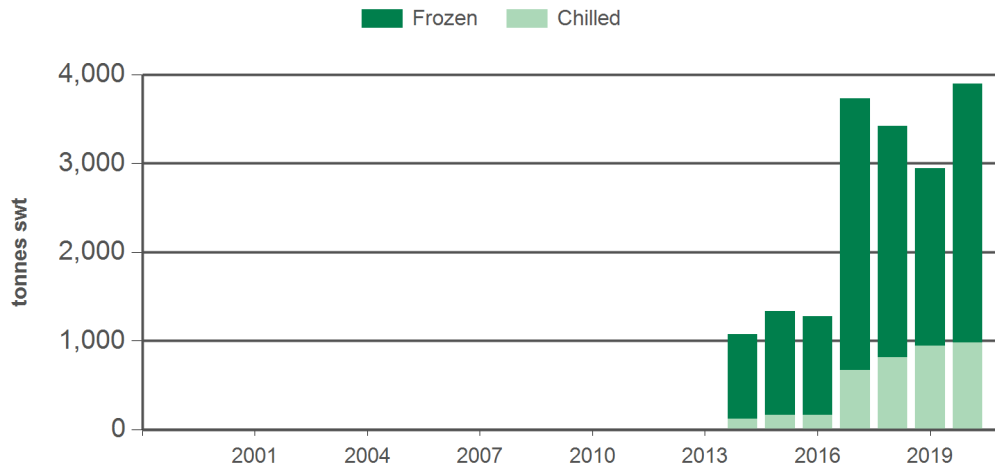
Source: DAWR, Prepared by MLA

Monthly mutton exports to Korea



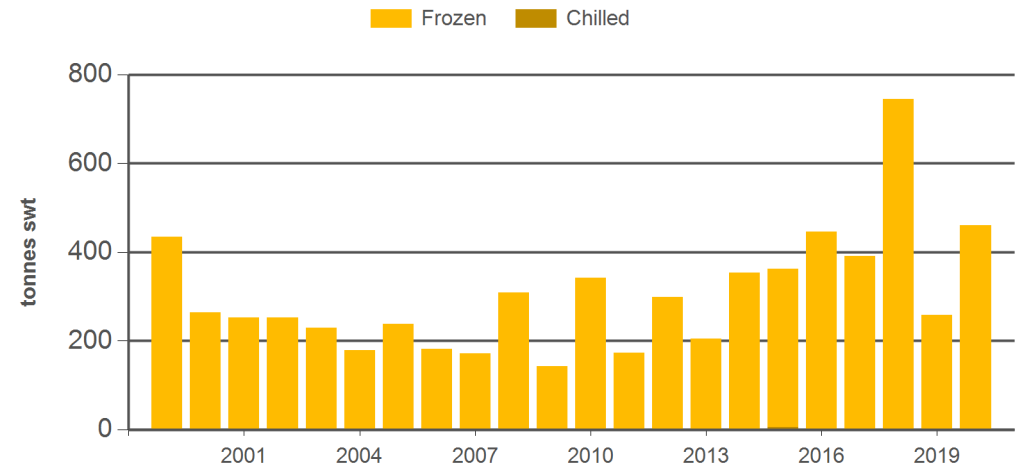
Source: DAWR, Prepared by MLA

Year-to-March lamb exports to Korea



Source: DAWR, Prepared by MLA

Year-to-March mutton exports to Korea



Source: DAWR, Prepared by MLA

Historical sheepmeat exports - Calendar year totals

Volume (tonnes swt)	2005	2006	2007	2008	2009	2010	2011	2012	2013	2014	2015	2016	2017	2018	2019	2020 YTD	Y-O-Y % chg.
Total	694	800	776	1,181	703	973	972	950	991	6,114	6,126	1,723	14,235	16,172	15,059	4,359	36
Lamb	0	0	0	0	0	0	0	0	0	4,837	4,829	1,277	12,777	14,076	13,230	3,898	32
Mutton	694	800	776	1,181	703	973	972	950	991	1,277	1,298	447	1,458	2,096	1,829	461	79

Source: DAWR. YTD = Calendar year-to-March. SWT = Shipped weight. For further information email globalindustryinsights@mla.com.au.

NEED MORE INFORMATION?



Click here for further prices and market information:
<http://www.mla.com.au/prices-markets>



To download all historical data, click here to access MLA's statistics database:
<http://statistics.mla.com.au>



Email marketinfo@mla.com.au to subscribe to this or any other of MLA's market information reports