

12-months ending April

Volume (tonnes swt)	Chilled		Frozen		Total	
	12-months ending April	Y-O-Y % chg.	12-months ending April	Y-O-Y % chg.	12-months ending April	Y-O-Y % chg.
Total	38,284	17	124,526	-1	162,810	3
Grainfed	27,558	16	38,157	29	65,715	23
Grassfed	10,726	23	86,369	-10	97,095	-7

Calendar year-to-April

Chilled		Frozen		Total	
2021 YTD	Y-O-Y % chg.	2021 YTD	Y-O-Y % chg.	2021 YTD	Y-O-Y % chg.
12,464	20	38,218	-	50,683	4
8,779	14	13,368	49	22,147	33
3,685	38	24,850	-15	28,536	-11

Month of April

Chilled			Frozen			Total		
2021 April	M-O-M % chg.	Y-O-Y % chg.	2021 April	M-O-M % chg.	Y-O-Y % chg.	2021 April	M-O-M % chg.	Y-O-Y % chg.
3,234	-4	9	11,236	-9	16	14,470	-8	14
2,215	-	1	3,993	12	110	6,209	7	51
1,019	-12	30	7,243	-17	-7	8,262	-17	-4

12-months ending March

Value ('000 A\$ FOB)	Chilled		Frozen		Total	
	12-months ending March	Y-O-Y % chg.	12-months ending March	Y-O-Y % chg.	12-months ending March	Y-O-Y % chg.
Total	520,313	14	964,464	-4	1,500,608	3
Boneless	461,728	9	719,672	-8	1,234,294	2
Bone-in	36,545	9	210,353	-4	252,264	-
Carcase	-	-100	617	3,360	978	435

Calendar year-to-March

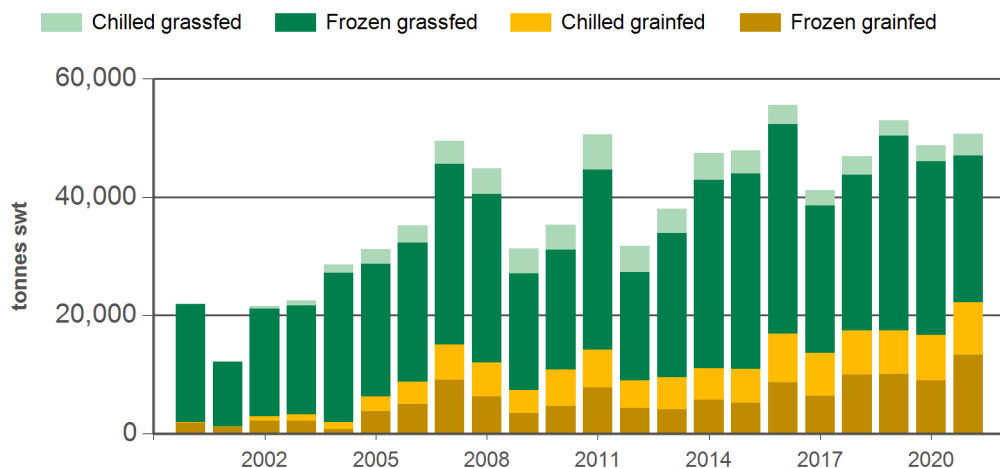
Chilled		Frozen		Total	
2021 YTD	Y-O-Y % chg.	2021 YTD	Y-O-Y % chg.	2021 YTD	Y-O-Y % chg.
153,212	49	234,497	-1	394,698	16
116,255	20	161,649	-11	326,349	17
9,483	54	40,442	-27	54,667	-11
-	-	248	-	609	-

Month of March

Chilled			Frozen			Total		
2021 March	M-O-M % chg.	Y-O-Y % chg.	2021 March	M-O-M % chg.	Y-O-Y % chg.	2021 March	M-O-M % chg.	Y-O-Y % chg.
51,871	-	30	93,358	-	4	148,723	-	14
43,850	9	16	73,621	45	8	128,483	-	22
2,977	26	30	16,320	19	-26	20,059	-	-17
-	-	-	-	-	-	181	-	Infinit

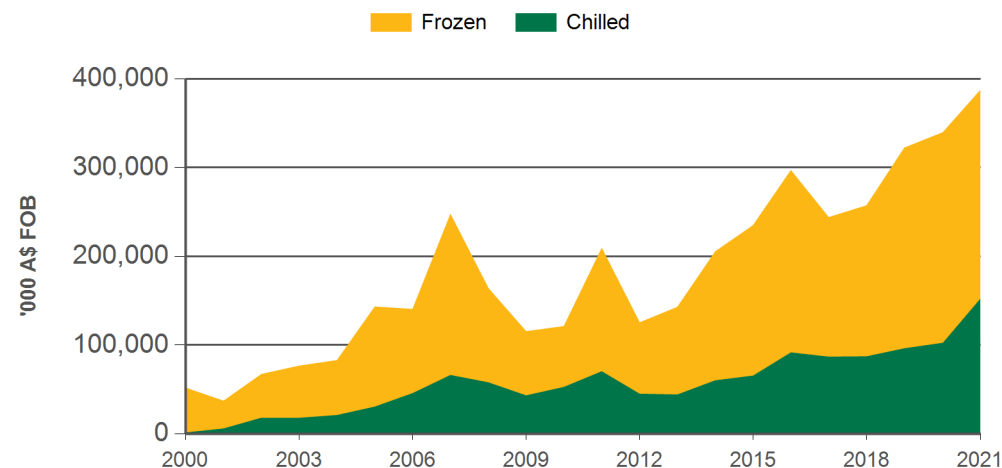
Source: DAWR, ABS. SWT = Shipped weight. Volume YTD = Calendar year-to-April. Value YTD = Calendar year-to-March. Y-O-Y = Year-on-year. M-O-M = Month-on-month. Grainfed is the prefix for grainfed beef. Grassfed is the prefix for grassfed beef. For further information email globalindustryinsights@mla.com.au.

Year-to-April beef exports to South Korea - volume



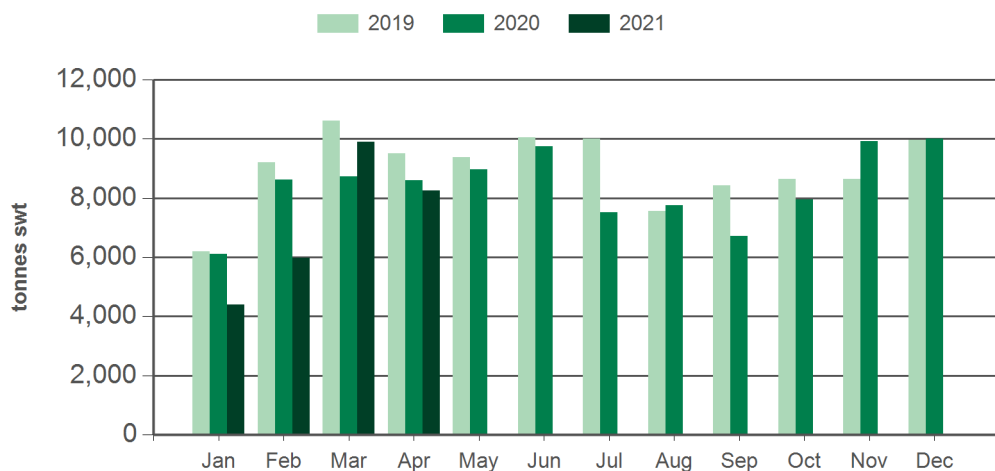
Source: DAWR, Prepared by MLA

Year-to-March beef exports to South Korea - value



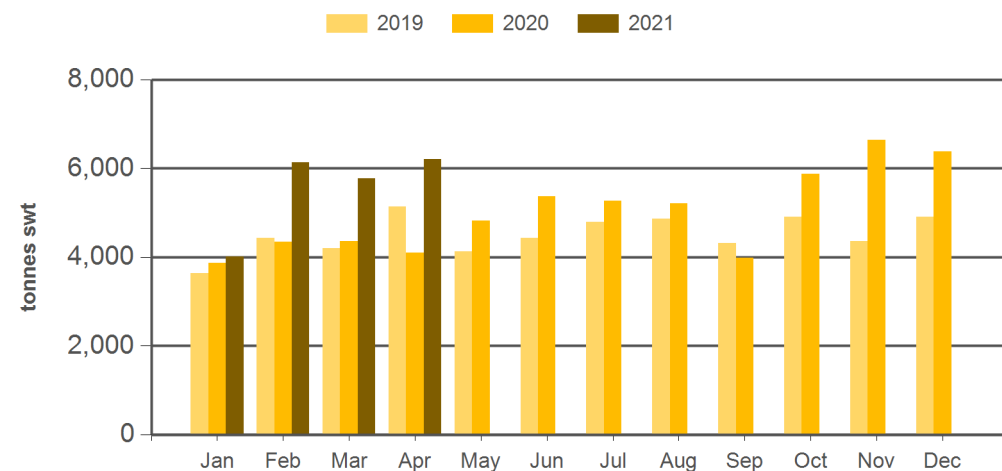
Source: ABS, Prepared by MLA

Monthly grassfed beef exports to South Korea



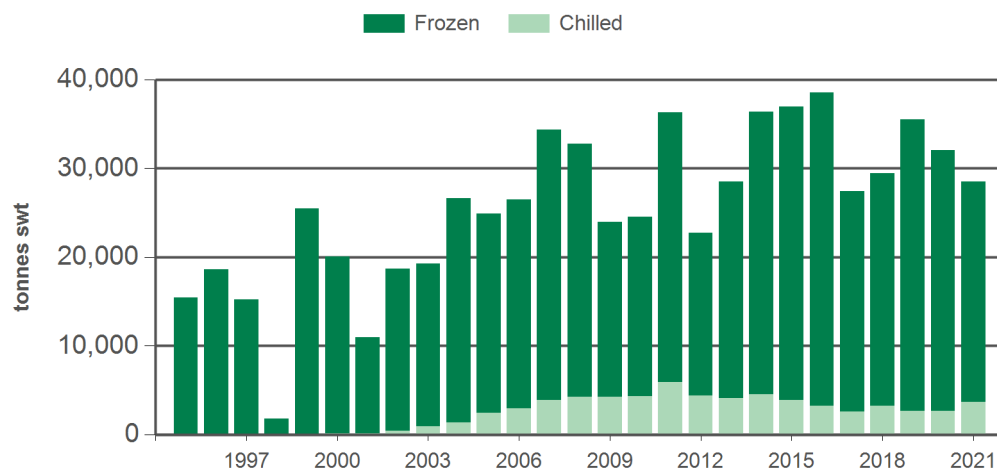
Source: DAWR, Prepared by MLA

Monthly grainfed beef exports to South Korea



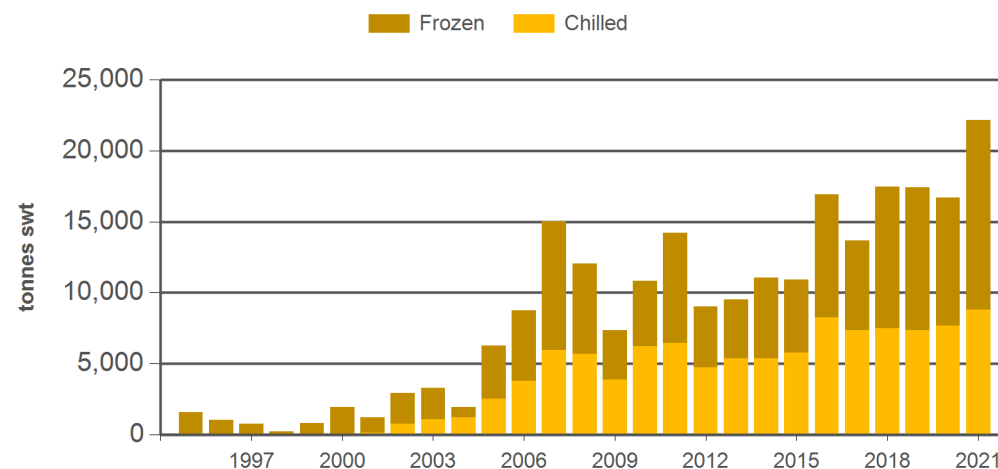
Source: DAWR, Prepared by MLA

Year-to-April grassfed beef exports to South Korea



Source: DAWR, Prepared by MLA

Year-to-April grainfed beef exports to South Korea



Source: DAWR, Prepared by MLA

Historical beef exports - Calendar year totals

Volume (tonnes swt)	2006	2007	2008	2009	2010	2011	2012	2013	2014	2015	2016	2017	2018	2019	2020	2021 YTD	Y-O-Y % chg.
Total	149,663	148,933	127,207	115,482	124,161	146,347	125,957	144,365	150,918	166,588	179,854	148,552	170,373	162,344	160,850	50,683	4
Grainfed	41,205	41,526	31,581	27,157	34,151	38,762	31,332	31,020	35,640	44,203	55,756	53,564	57,598	54,144	60,239	22,147	33
Grassfed	108,458	107,407	95,626	88,325	90,009	107,585	94,625	113,345	115,278	122,385	124,098	94,987	112,775	108,199	100,611	28,536	-11

Source: DAWR. SWT = Shipped weight. YTD = Calendar year-to-April. Y-O-Y = Year-on-year. For further information email globalindustryinsights@mla.com.au.