

Australian beef exports to South Korea

Monthly trade summary

September 2020

12-months ending September

Volume (tonnes swt)	Chilled		Frozen		Total	
	12-months ending September	Y-O-Y % chg.	12-months ending September	Y-O-Y % chg.	12-months ending September	Y-O-Y % chg.
Total	33,788	2	121,694	-9	155,482	-6
Grainfed	24,823	2	30,672	2	55,495	2
Grassfed	8,964	3	91,022	-12	99,986	-10

Calendar year-to-September

Chilled		Frozen		Total	
2020 YTD	Y-O-Y % chg.	2020 YTD	Y-O-Y % chg.	2020 YTD	Y-O-Y % chg.
25,255	6	88,817	-9	114,071	-6
18,642	8	22,686	-	41,327	3
6,613	3	66,131	-11	72,744	-10

Month of September

Chilled			Frozen			Total		
2020 September	M-O-M % chg.	Y-O-Y % chg.	2020 September	M-O-M % chg.	Y-O-Y % chg.	2020 September	M-O-M % chg.	Y-O-Y % chg.
2,781	-8	16	7,912	-20	-23	10,693	-18	-16
2,124	-3	18	1,863	-38	-26	3,987	-23	-8
656	-22	7	6,049	-13	-23	6,706	-14	-20

12-months ending August

Value ('000 A\$ FOB)	Chilled		Frozen		Total	
	12-months ending August	Y-O-Y % chg.	12-months ending August	Y-O-Y % chg.	12-months ending August	Y-O-Y % chg.
Total	461,742	1	982,491	-4	1,444,234	-2
Boneless	429,969	4	745,796	-10	1,175,765	-6
Bone-in	31,774	-20	236,611	26	268,384	18
Carcase	-	-100	84	-	84	-81

Calendar year-to-August

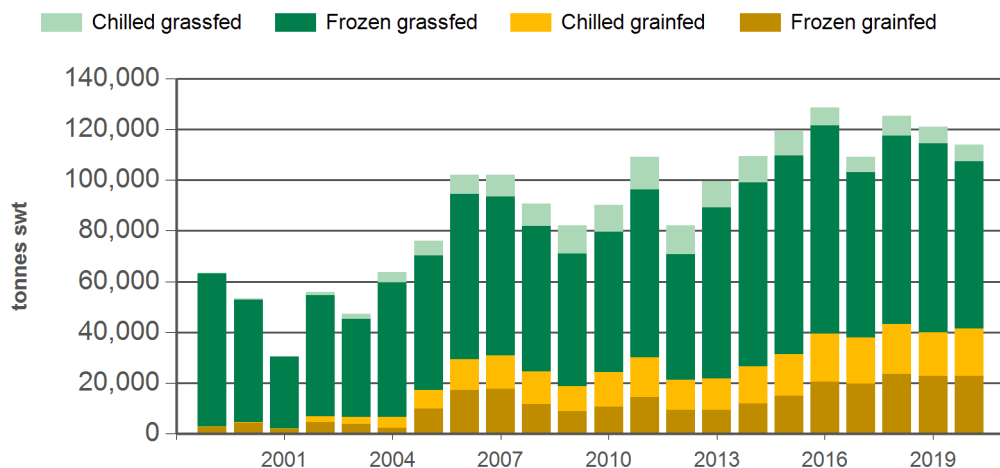
Chilled		Frozen		Total	
2020 YTD	Y-O-Y % chg.	2020 YTD	Y-O-Y % chg.	2020 YTD	Y-O-Y % chg.
302,567	3	654,061	-2	956,628	-
282,341	5	491,452	-8	773,793	-4
20,225	-14	162,544	24	182,769	18
-	-	66	-	66	-85

Month of August

Chilled			Frozen			Total		
2020 August	M-O-M % chg.	Y-O-Y % chg.	2020 August	M-O-M % chg.	Y-O-Y % chg.	2020 August	M-O-M % chg.	Y-O-Y % chg.
42,033	14	6	78,450	-	-2	120,483	4	1
37,307	7	5	59,693	-1	-4	96,999	2	-
4,727	141	12	18,691	2	5	23,418	15	6
-	-	-	66	-	Infinite	66	-	Infinite

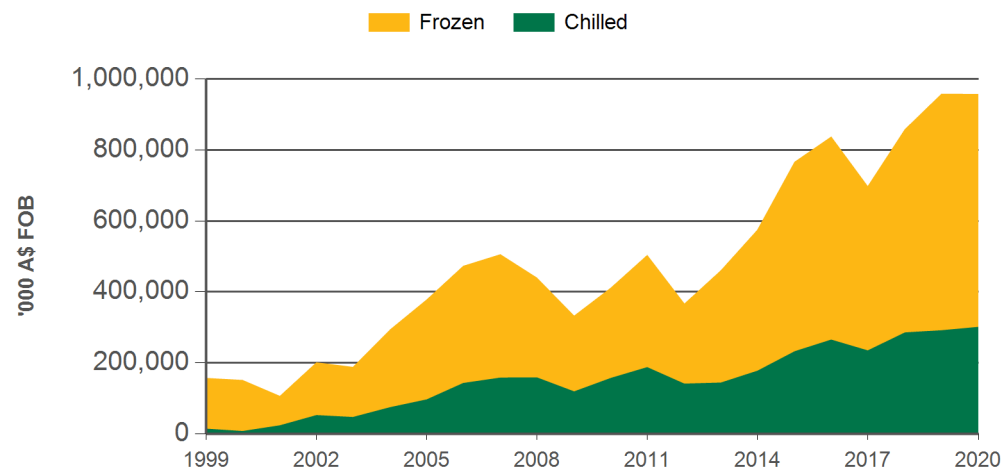
Source: DAWR, ABS. SWT = Shipped weight. Volume YTD = Calendar year-to-September. Value YTD = Calendar year-to-August. Y-O-Y = Year-on-year. M-O-M = Month-on-month. Grainfed is the prefix for grainfed beef. Grassfed is the prefix for grassfed beef. For further information email globalindustryinsights@mla.com.au.

Year-to-September beef exports to South Korea - volume



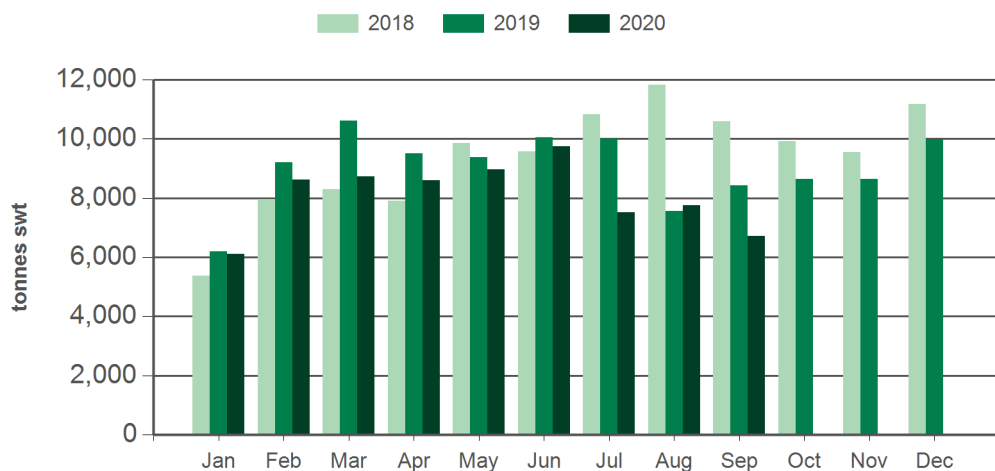
Source: DAWR, Prepared by MLA

Year-to-August beef exports to South Korea - value



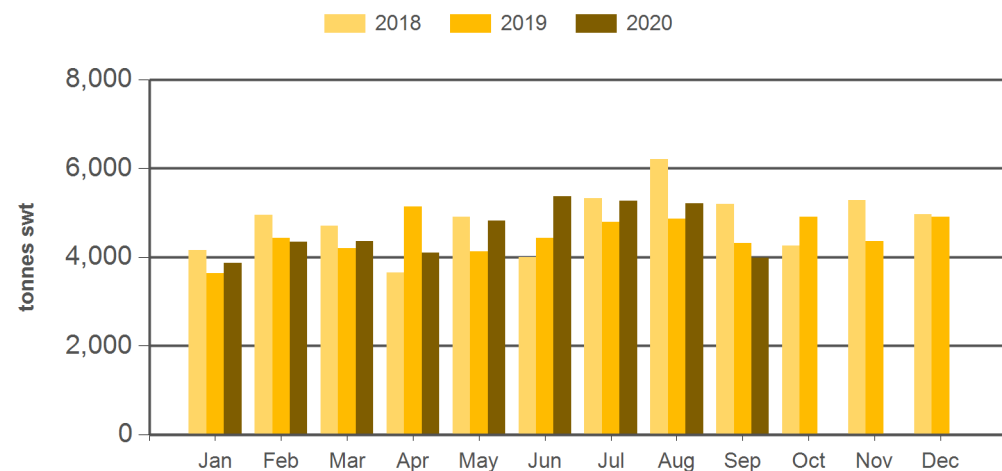
Source: ABS, Prepared by MLA

Monthly grassfed beef exports to South Korea



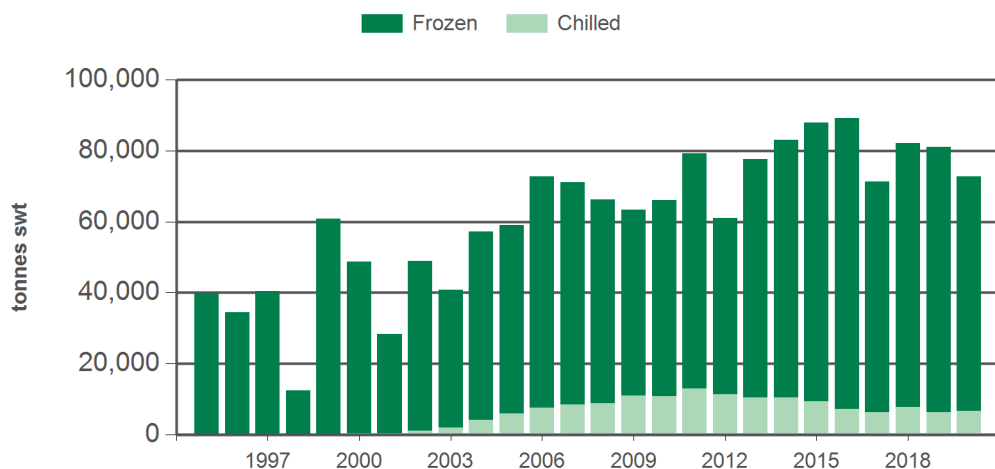
Source: DAWR, Prepared by MLA

Monthly grainfed beef exports to South Korea



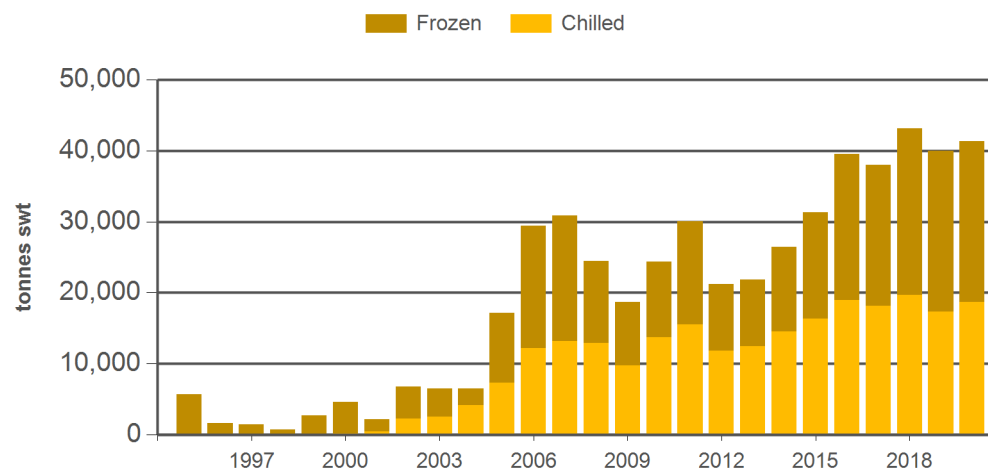
Source: DAWR, Prepared by MLA

Year-to-September grassfed beef exports to South Korea



Source: DAWR, Prepared by MLA

Year-to-September grainfed beef exports to South Korea



Source: DAWR, Prepared by MLA

Historical beef exports - Calendar year totals

Volume (tonnes swt)	2005	2006	2007	2008	2009	2010	2011	2012	2013	2014	2015	2016	2017	2018	2019	2020 YTD	Y-O-Y % chg.
Total	106,444	149,663	148,933	127,207	115,482	124,161	146,347	125,957	144,365	150,918	166,588	179,854	148,552	170,373	162,344	114,071	-6
Grainfed	23,594	41,205	41,526	31,581	27,157	34,151	38,762	31,332	31,020	35,640	44,203	55,756	53,564	57,598	54,144	41,327	3
Grassfed	82,850	108,458	107,407	95,626	88,325	90,009	107,585	94,625	113,345	115,278	122,385	124,098	94,987	112,775	108,199	72,744	-10

Source: DAWR. SWT = Shipped weight. YTD = Calendar year-to-September. Y-O-Y = Year-on-year. For further information email globalindustryinsights@mla.com.au.