

#### 12-months ending August

Volume (tonnes swt)	Chilled		Frozen		Total	
	12-months ending August	Y-O-Y % chg.	12-months ending August	Y-O-Y % chg.	12-months ending August	Y-O-Y % chg.
<b>Total</b>	266,505	-4	346,282	3	612,787	-
<b>Australia</b>	118,707	-6	157,456	-9	276,162	-8
<b>US</b>	123,721	-5	125,057	9	248,779	1
<b>NZ</b>	6,393	-3	13,211	17	19,604	10
<b>Canada</b>	11,411	28	31,006	35	42,417	33
<b>Other</b>	6,274	57	19,551	53	25,825	54

#### Calendar year-to-August

Chilled		Frozen		Total	
2020 YTD	Y-O-Y % chg.	2020 YTD	Y-O-Y % chg.	2020 YTD	Y-O-Y % chg.
176,586	-5	229,890	3	406,476	-1
77,213	-8	100,785	-10	177,998	-9
84,099	-4	85,703	15	169,802	5
4,040	-10	10,768	16	14,809	7
7,004	8	17,878	-5	24,882	-2
4,230	39	14,756	56	18,986	52

#### Month of August

Chilled			Frozen			Total		
2020 August	M-O-M % chg.	Y-O-Y % chg.	2020 August	M-O-M % chg.	Y-O-Y % chg.	2020 August	M-O-M % chg.	Y-O-Y % chg.
19,362	-17	-26	27,841	-5	2	47,203	-10	-12
7,653	-28	-33	12,162	1	-8	19,815	-12	-20
9,878	-8	-20	10,456	-10	24	20,334	-9	-2
502	-14	-11	885	-25	-24	1,387	-21	-20
819	12	-33	2,675	11	-7	3,494	12	-14
510	-14	-	1,663	-21	-	2,173	-19	-

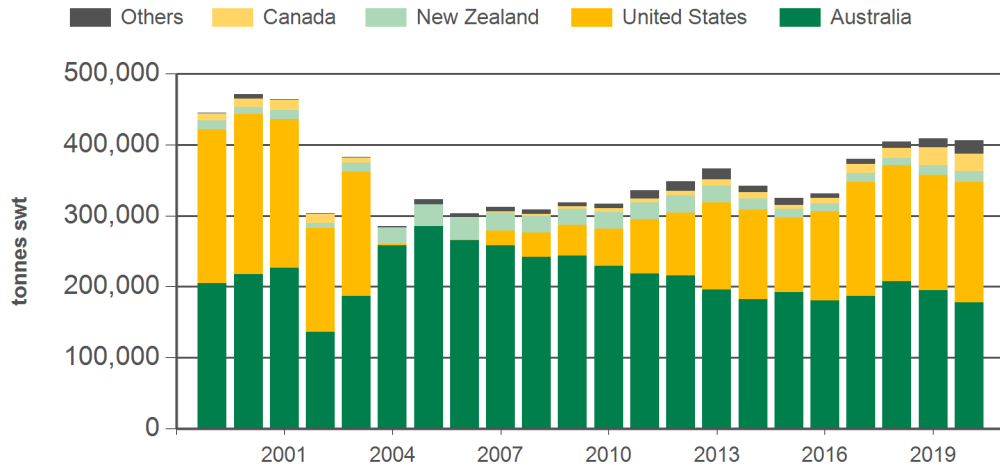
Value (million Yen)	Chilled		Frozen		Total	
	12-months ending August	Y-O-Y % chg.	12-months ending August	Y-O-Y % chg.	12-months ending August	Y-O-Y % chg.
<b>Total</b>	217,650	-8	154,330	1	371,980	-4
<b>Australia</b>	96,404	-10	74,845	-5	171,249	-8
<b>US</b>	101,845	-9	50,728	-2	152,573	-6
<b>NZ</b>	6,281	-7	7,299	17	13,580	4
<b>Canada</b>	7,773	24	12,725	30	20,498	28
<b>Other</b>	5,347	49	8,733	46	14,080	47

Chilled		Frozen		Total	
2020 YTD	Y-O-Y % chg.	2020 YTD	Y-O-Y % chg.	2020 YTD	Y-O-Y % chg.
143,027	-9	101,629	1	244,656	-5
62,167	-13	47,845	-6	110,012	-10
68,659	-7	34,132	7	102,791	-3
3,937	-14	5,840	17	9,777	2
4,795	3	7,322	-9	12,117	-5
3,469	30	6,490	45	9,959	40

Chilled			Frozen			Total		
2020 August	M-O-M % chg.	Y-O-Y % chg.	2020 August	M-O-M % chg.	Y-O-Y % chg.	2020 August	M-O-M % chg.	Y-O-Y % chg.
15,501	-20	-28	12,049	-6	-4	27,550	-14	-20
6,093	-28	-37	5,637	1	-9	11,730	-16	-26
8,062	-14	-20	4,213	-10	15	12,275	-13	-11
473	-14	-17	485	-20	-27	958	-17	-23
526	3	-36	1,046	8	-17	1,572	7	-25
347	-19	-23	668	-29	-19	1,015	-26	-20

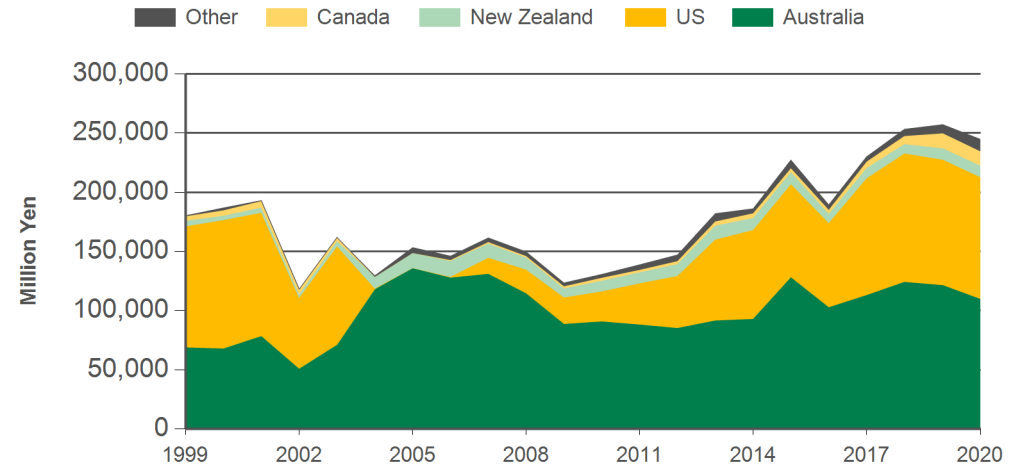
Source: Japan Ministry of Finance. SWT = Shipped weight. YTD = Calendar year-to-August. Y-O-Y = Year-on-year. M-O-M = Month-on-month. Grainfed is the prefix for grainfed beef. For further information email [globalindustryinsights@mla.com.au](mailto:globalindustryinsights@mla.com.au).

#### Year-to-August Japan beef imports - volume



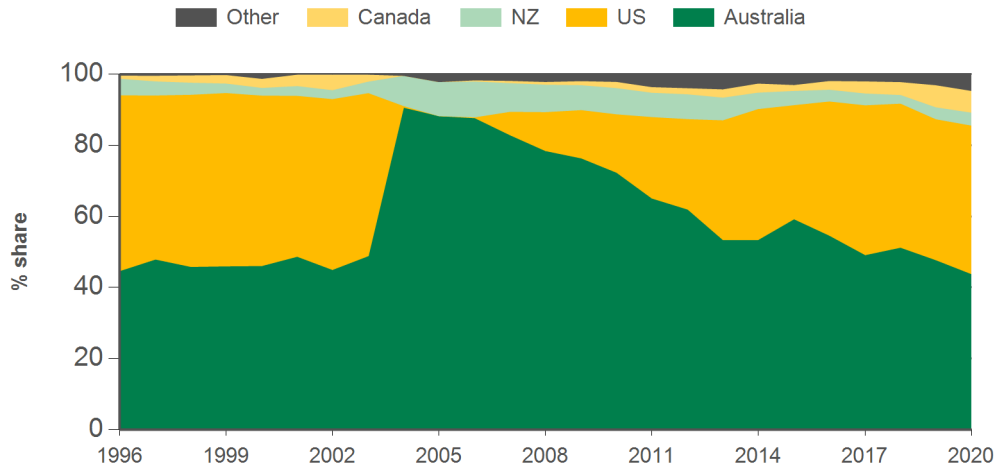
Source: Japan Ministry of Finance, Prepared by MLA

#### Year-to-August Japan beef imports - value



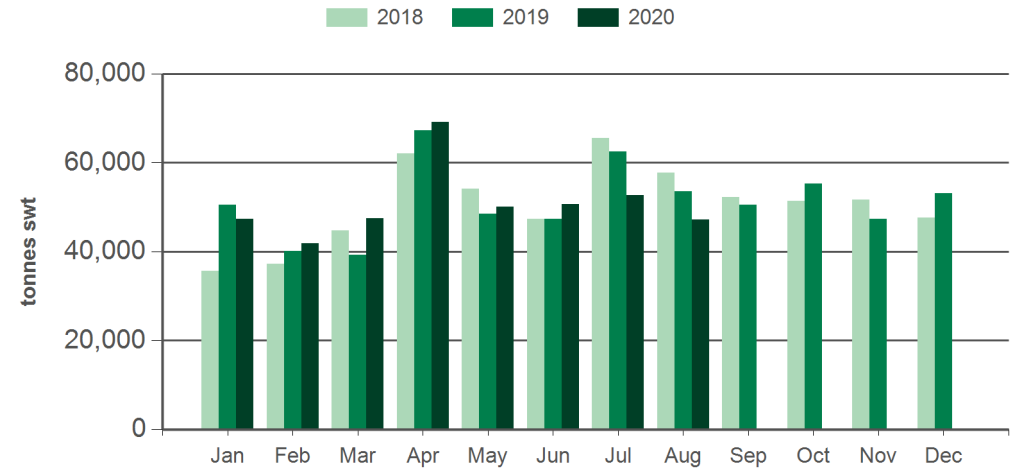
Source: Japan Ministry of Finance, Prepared by MLA

#### Year-to-August imported beef market share



Source: Japan Ministry of Finance, Prepared by MLA. % share based off import volume.

#### Monthly Japan beef imports



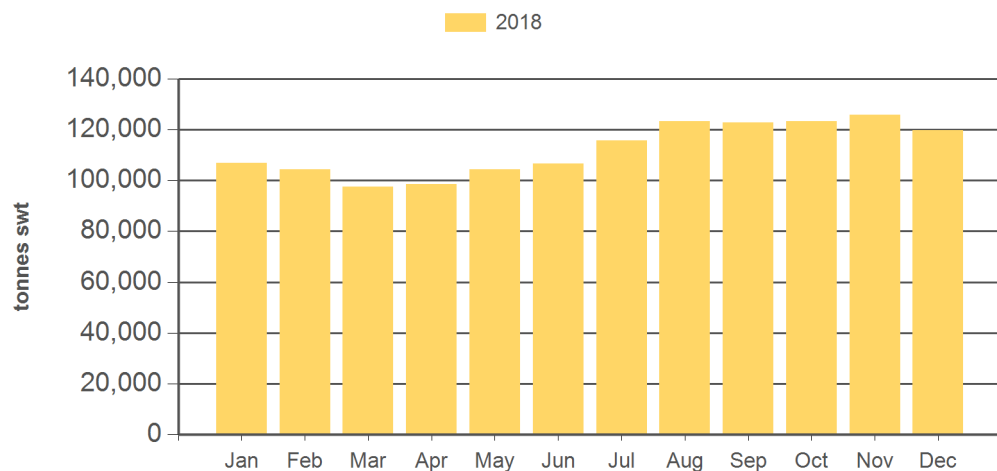
Source: Japan Ministry of Finance, Prepared by MLA

#### Historical beef imports - Calendar year totals

Volume (tonnes swt)	2005	2006	2007	2008	2009	2010	2011	2012	2013	2014	2015	2016	2017	2018	2019	2020 YTD	Y-O-Y % chg.
<b>Total</b>	459,947	460,619	473,668	458,024	481,136	499,531	517,231	514,186	534,254	518,708	493,984	503,086	572,942	607,393	615,390	406,476	-1
<b>Australia</b>	411,442	405,620	393,839	358,229	363,907	351,118	338,743	318,400	285,923	280,842	288,580	272,823	287,513	311,682	293,501	177,998	-9
<b>US</b>	42	7,321	34,147	54,109	69,192	91,618	120,605	131,921	186,056	188,675	165,435	192,122	239,580	247,428	241,050	169,802	5
<b>NZ</b>	37,954	37,931	33,710	30,792	29,558	31,584	29,737	31,412	29,429	21,943	16,652	16,393	15,748	13,948	18,571	14,809	7
<b>Canada</b>	5	2,085	3,368	4,712	8,527	12,926	10,179	11,468	12,691	13,583	9,941	13,458	18,711	21,265	42,900	24,882	-2
<b>Other</b>	10,504	7,662	8,604	10,181	9,951	12,285	17,969	20,985	20,156	13,664	13,377	8,290	11,389	13,071	19,368	18,986	52

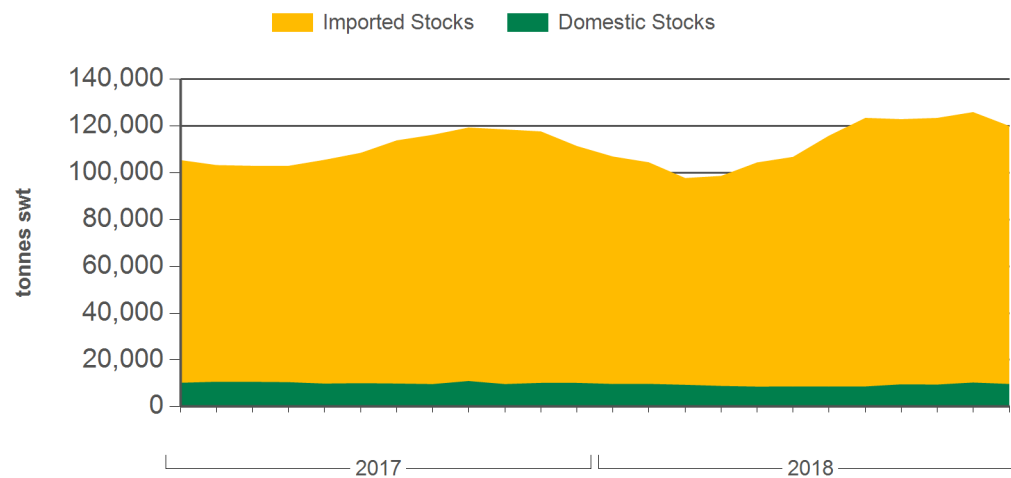
Source: Japan Ministry of Finance. SWT = Shipped weight. YTD = Calendar year-to-August. Y-O-Y = Year-on-year. For further information email [globalindustryinsights@mla.com.au](mailto:globalindustryinsights@mla.com.au).

#### Monthly Japan beef inventories



Source: ALIC, Prepared by MLA

#### Historical Japan beef inventories



Source: ALIC, Prepared by MLA