

European Union (UK inclusive)

12-months ending September

Volume (tonnes swt)	Chilled		Frozen		Total	
	12-months ending September	Y-O-Y % chg.	12-months ending September	Y-O-Y % chg.	12-months ending September	Y-O-Y % chg.
Total	15,313	-12	760	51	16,073	-11
Grainfed	10,450	-22	730	52	11,181	-19
Grassfed	4,863	18	30	33	4,892	18

Calendar year-to-September

Chilled		Frozen		Total	
2018 YTD	Y-O-Y % chg.	2018 YTD	Y-O-Y % chg.	2018 YTD	Y-O-Y % chg.
11,596	-15	634	58	12,229	-13
7,899	-27	604	55	8,503	-24
3,697	32	30	146	3,726	33

Month of September

Chilled			Frozen			Total		
2018 September	M-O-M % chg.	Y-O-Y % chg.	2018 September	M-O-M % chg.	Y-O-Y % chg.	2018 September	M-O-M % chg.	Y-O-Y % chg.
1,020	-37	-45	67	-41	255	1,087	-37	-42
610	-51	-58	67	-31	255	677	-49	-54
410	10	1	-	-	-	410	5	1

United Kingdom

12-months ending September

Volume (tonnes swt)	Chilled		Frozen		Total	
	12-months ending September	Y-O-Y % chg.	12-months ending September	Y-O-Y % chg.	12-months ending September	Y-O-Y % chg.
Total	4,765	-22	15	-12	4,780	-22
Grainfed	2,721	-36	15	131	2,736	-36
Grassfed	2,044	8	-	-100	2,044	7

Calendar year-to-September

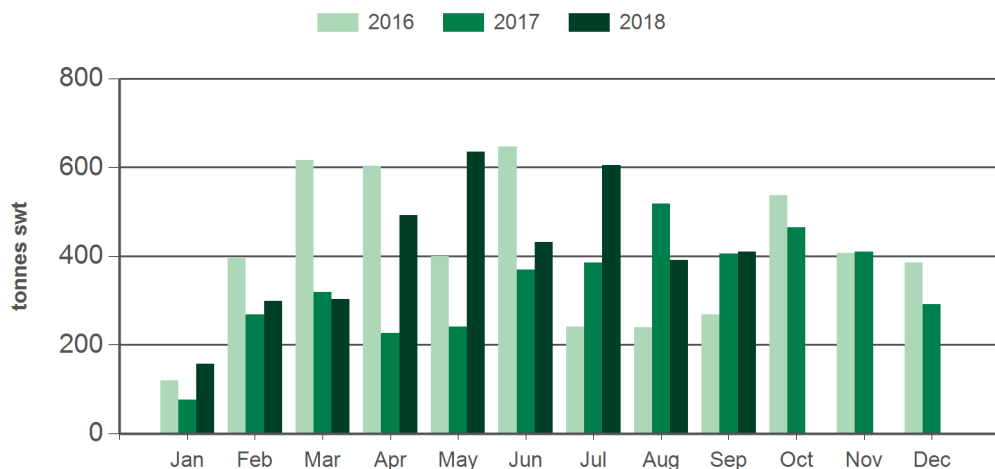
Chilled		Frozen		Total	
2018 YTD	Y-O-Y % chg.	2018 YTD	Y-O-Y % chg.	2018 YTD	Y-O-Y % chg.
3,460	-27	15	-	3,474	-27
1,917	-46	15	-	1,932	-46
1,542	32	-	-	1,542	32

Month of September

Chilled			Frozen			Total		
2018 September	M-O-M % chg.	Y-O-Y % chg.	2018 September	M-O-M % chg.	Y-O-Y % chg.	2018 September	M-O-M % chg.	Y-O-Y % chg.
388	-18	-32	10	122	-	398	-17	-30
170	-45	-55	10	122	-	180	-42	-53
218	31	15	-	-	-	218	31	15

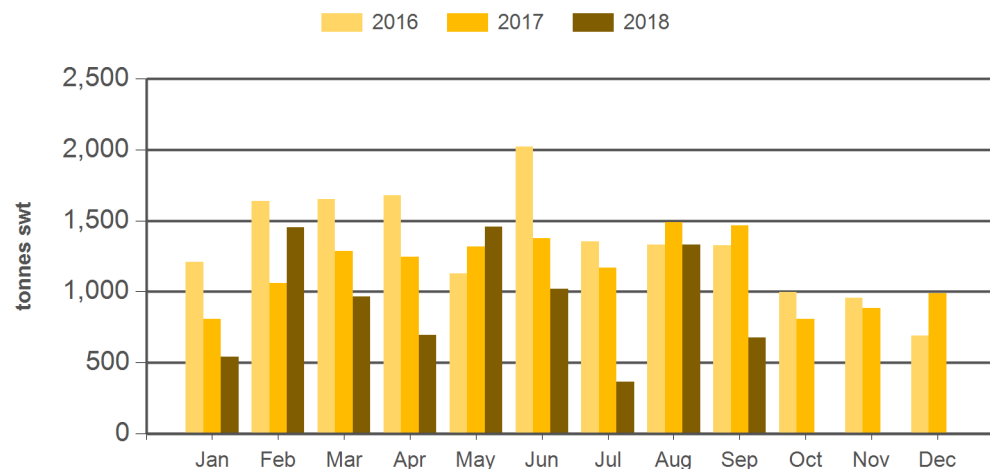
Source: DAWR. SWT = Shipped weight. YTD = Calendar year-to-September. Y-O-Y = Year-on-year. M-O-M = Month-on-month. Grainfed is the prefix for grainfed beef. Grassfed is the prefix for grassfed beef. For further information email marketinfo@mla.com.au.

Monthly grassfed beef exports to the EU



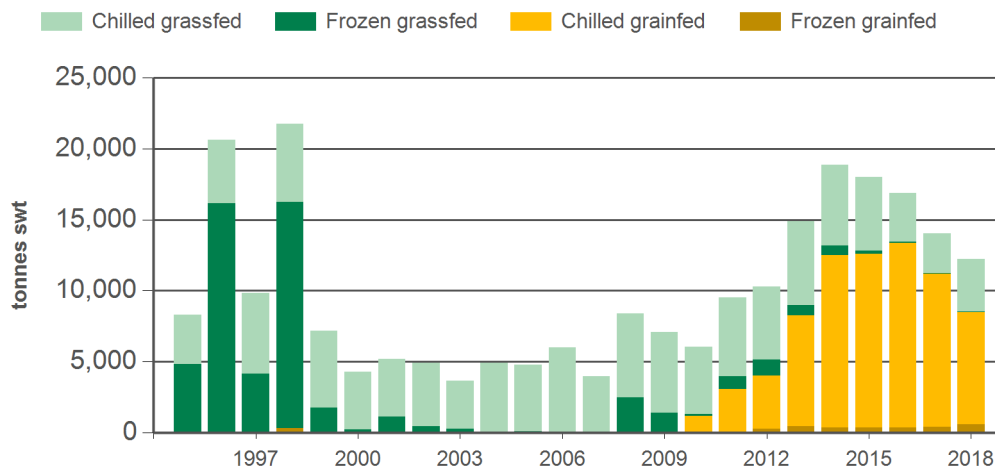
Source: DAWR, Prepared by MLA

Monthly grainfed beef exports to the EU



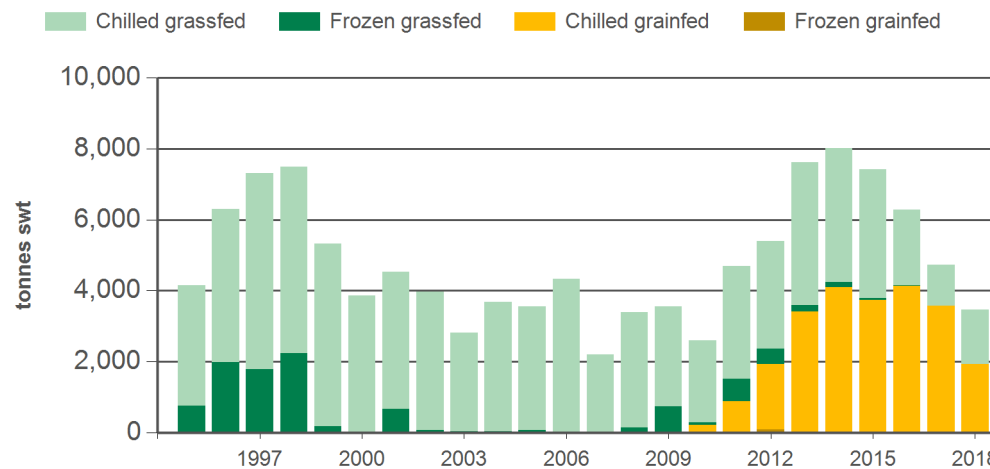
Source: DAWR, Prepared by MLA

Year-to-September beef exports to the EU



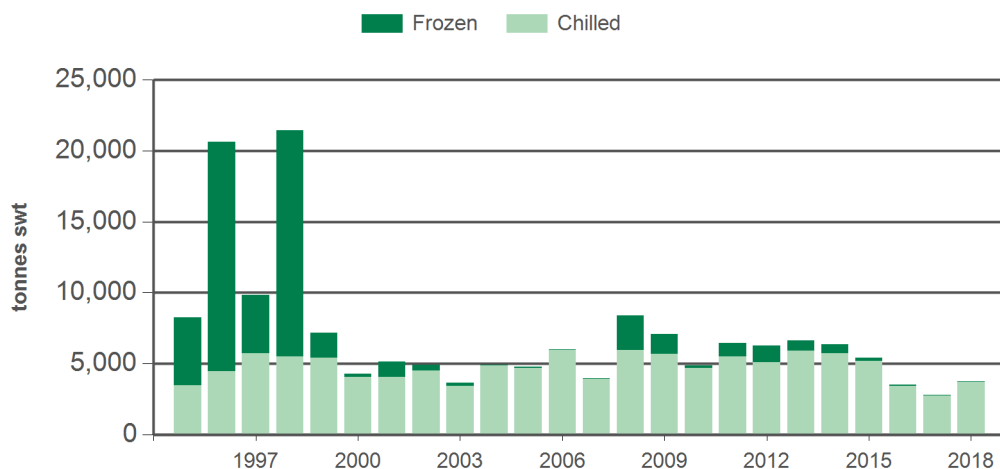
Source: DAWR, Prepared by MLA

Year-to-September beef exports to the UK



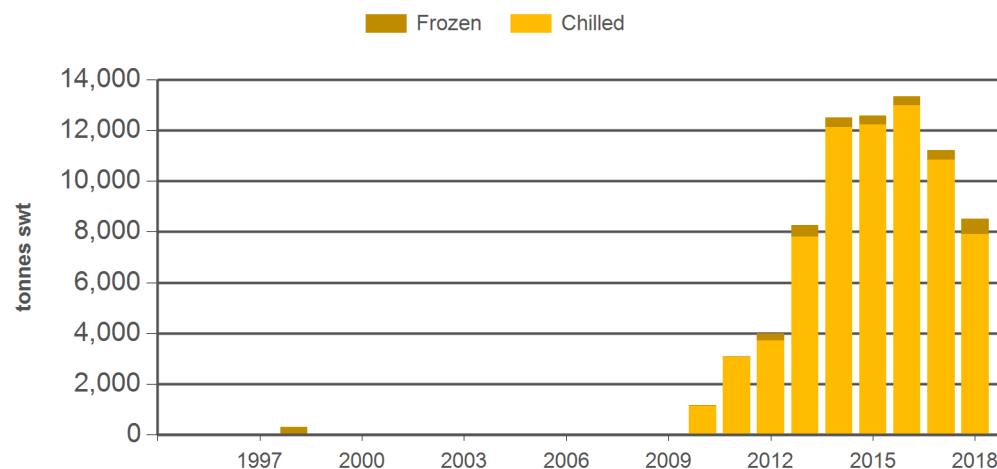
Source: DAWR, Prepared by MLA

Year-to-September grassfed beef exports to the EU



Source: DAWR, Prepared by MLA

Year-to-September grainfed beef exports to the EU



Source: DAWR, Prepared by MLA

Historical beef exports to the European Union (UK inclusive) - Calendar year totals

Volume (tonnes swt)	2003	2004	2005	2006	2007	2008	2009	2010	2011	2012	2013	2014	2015	2016	2017	2018 YTD	Y-O-Y % chg.
Total	5,670	6,756	6,469	8,457	5,953	11,876	9,307	9,885	12,836	14,949	19,927	24,619	23,445	20,841	17,873	12,229	-13
Grainfed	0	11	28	0	8	37	13	2,546	4,224	6,263	11,502	16,483	16,128	15,980	13,897	8,503	-24
Grassfed	5,670	6,745	6,441	8,456	5,945	11,839	9,294	7,339	8,612	8,686	8,425	8,135	7,317	4,862	3,977	3,726	33

Historical beef exports to the United Kingdom - Calendar year totals

Volume (tonnes swt)	2003	2004	2005	2006	2007	2008	2009	2010	2011	2012	2013	2014	2015	2016	2017	2018 YTD	Y-O-Y % chg.
Total	4,396	4,869	4,922	6,307	3,487	5,468	4,881	4,878	6,698	7,710	10,204	10,595	9,460	7,699	6,041	3,474	-27
Grainfed	0	0	26	0	0	1	4	580	1,388	2,600	4,812	5,455	4,615	4,814	4,371	1,932	-46
Grassfed	4,396	4,869	4,896	6,307	3,487	5,468	4,877	4,298	5,309	5,110	5,391	5,141	4,845	2,884	1,670	1,542	32

Source: DAWR. YTD = Calendar year-to-September. Grainfed is the prefix for grainfed beef. Grassfed is the prefix for grassfed beef. For further information email marketinfo@mla.com.au.