

European Union (UK inclusive)

12-months ending October

Volume (tonnes swt)	Chilled		Frozen		Total	
	12-months ending October	Y-O-Y % chg.	12-months ending October	Y-O-Y % chg.	12-months ending October	Y-O-Y % chg.
Total	15,115	-12	738	45	15,853	-11
Grainfed	10,264	-22	708	42	10,973	-20
Grassfed	4,851	20	30	146	4,880	20

Calendar year-to-October

Chilled		Frozen		Total	
2018 YTD	Y-O-Y % chg.	2018 YTD	Y-O-Y % chg.	2018 YTD	Y-O-Y % chg.
12,633	-15	650	48	13,284	-13
8,483	-27	621	45	9,104	-24
4,150	27	30	146	4,180	28

Month of October

Chilled			Frozen			Total		
2018 October	M-O-M % chg.	Y-O-Y % chg.	2018 October	M-O-M % chg.	Y-O-Y % chg.	2018 October	M-O-M % chg.	Y-O-Y % chg.
1,038	2	-16	16	-75	-57	1,054	-3	-17
584	-4	-24	16	-75	-57	601	-11	-26
453	11	-3	-	-	-	453	11	-3

United Kingdom

12-months ending October

Volume (tonnes swt)	Chilled		Frozen		Total	
	12-months ending October	Y-O-Y % chg.	12-months ending October	Y-O-Y % chg.	12-months ending October	Y-O-Y % chg.
Total	4,512	-26	31	-	4,543	-26
Grainfed	2,636	-37	31	-	2,667	-36
Grassfed	1,876	-2	-	-	1,876	-2

Calendar year-to-October

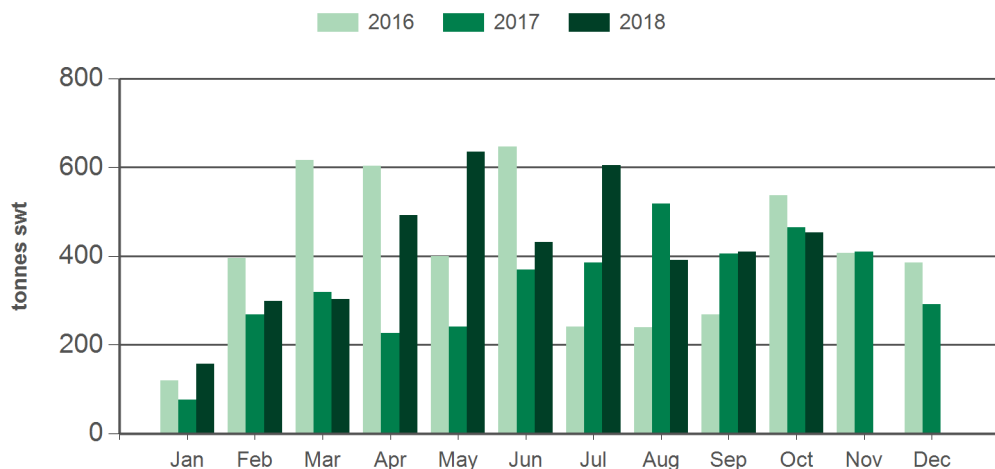
Chilled		Frozen		Total	
2018 YTD	Y-O-Y % chg.	2018 YTD	Y-O-Y % chg.	2018 YTD	Y-O-Y % chg.
3,779	-29	31	-	3,810	-28
2,106	-45	31	-	2,137	-44
1,673	14	-	-	1,673	14

Month of October

Chilled			Frozen			Total		
2018 October	M-O-M % chg.	Y-O-Y % chg.	2018 October	M-O-M % chg.	Y-O-Y % chg.	2018 October	M-O-M % chg.	Y-O-Y % chg.
319	-18	-44	16	64	-	336	-16	-41
188	11	-31	16	64	-	205	14	-25
131	-40	-56	-	-	-	131	-40	-56

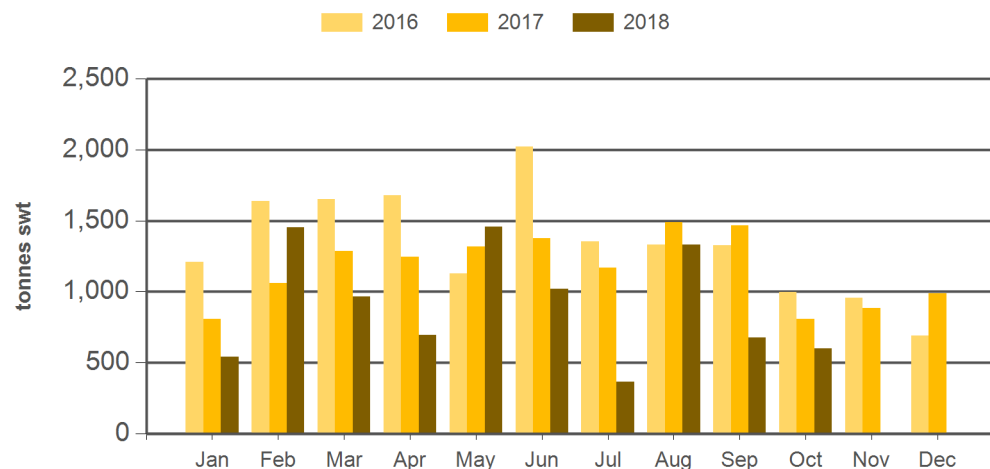
Source: DAWR. SWT = Shipped weight. YTD = Calendar year-to-October. Y-O-Y = Year-on-year. M-O-M = Month-on-month. Grainfed is the prefix for grainfed beef. Grassfed is the prefix for grassfed beef. For further information email marketinfo@mla.com.au.

Monthly grassfed beef exports to the EU



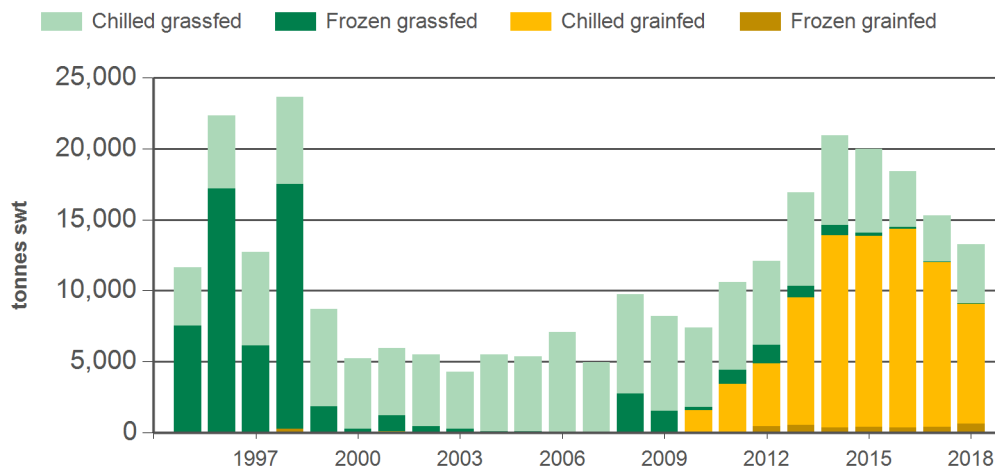
Source: DAWR, Prepared by MLA

Monthly grainfed beef exports to the EU



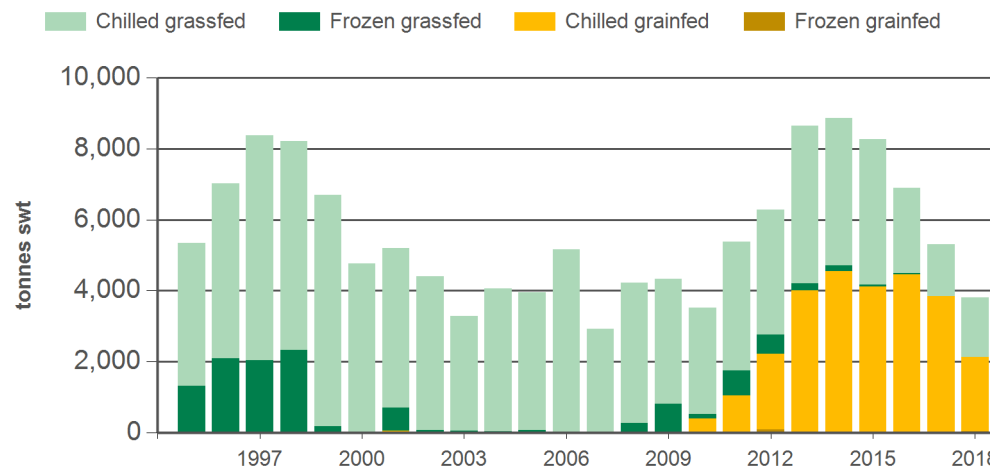
Source: DAWR, Prepared by MLA

Year-to-October beef exports to the EU



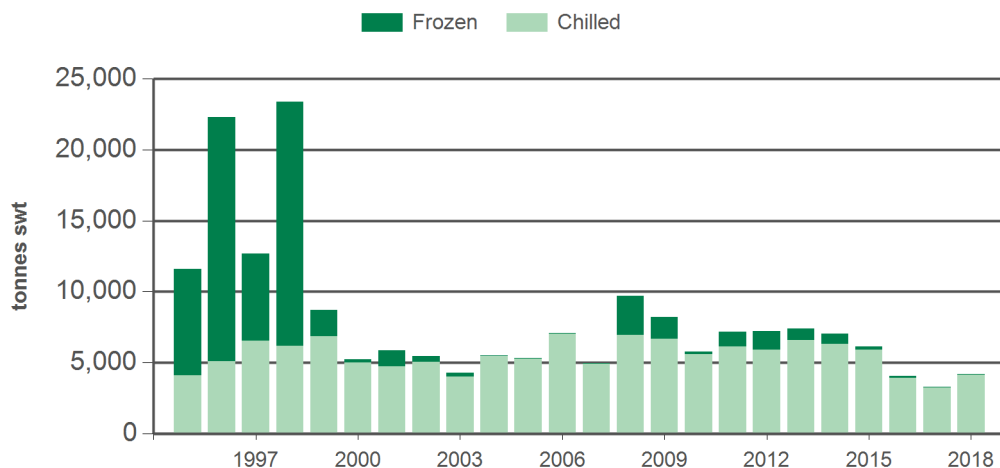
Source: DAWR, Prepared by MLA

Year-to-October beef exports to the UK



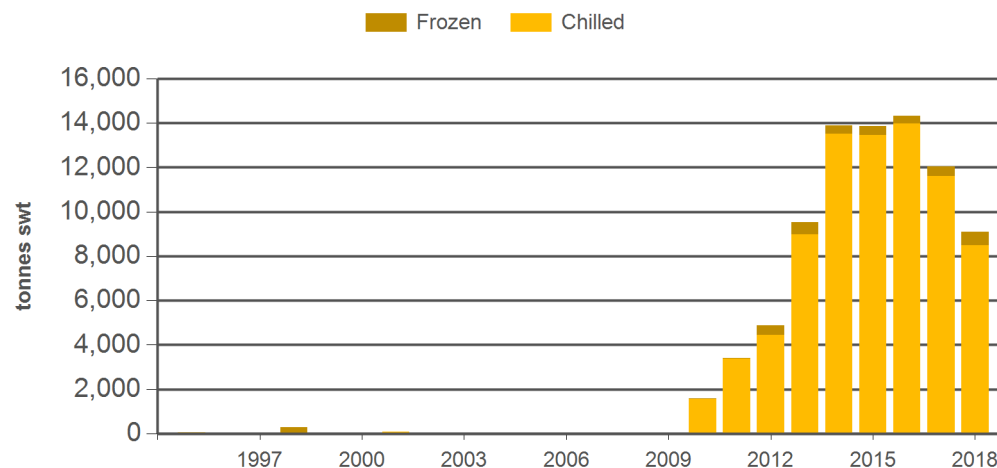
Source: DAWR, Prepared by MLA

Year-to-October grassfed beef exports to the EU



Source: DAWR, Prepared by MLA

Year-to-October grainfed beef exports to the EU



Source: DAWR, Prepared by MLA

Historical beef exports to the European Union (UK inclusive) - Calendar year totals

Volume (tonnes swt)	2003	2004	2005	2006	2007	2008	2009	2010	2011	2012	2013	2014	2015	2016	2017	2018 YTD	Y-O-Y % chg.
Total	5,670	6,756	6,469	8,457	5,953	11,876	9,307	9,885	12,836	14,949	19,927	24,619	23,445	20,841	17,873	13,284	-13
Grainfed	0	11	28	0	8	37	13	2,546	4,224	6,263	11,502	16,483	16,128	15,980	13,897	9,104	-24
Grassfed	5,670	6,745	6,441	8,456	5,945	11,839	9,294	7,339	8,612	8,686	8,425	8,135	7,317	4,862	3,977	4,180	28

Historical beef exports to the United Kingdom - Calendar year totals

Volume (tonnes swt)	2003	2004	2005	2006	2007	2008	2009	2010	2011	2012	2013	2014	2015	2016	2017	2018 YTD	Y-O-Y % chg.
Total	4,396	4,869	4,922	6,307	3,487	5,468	4,881	4,878	6,698	7,710	10,204	10,595	9,460	7,699	6,041	3,810	-28
Grainfed	0	0	26	0	0	1	4	580	1,388	2,600	4,812	5,455	4,615	4,814	4,371	2,137	-44
Grassfed	4,396	4,869	4,896	6,307	3,487	5,468	4,877	4,298	5,309	5,110	5,391	5,141	4,845	2,884	1,670	1,673	14

Source: DAWR. YTD = Calendar year-to-October. Grainfed is the prefix for grainfed beef. Grassfed is the prefix for grassfed beef. For further information email marketinfo@mla.com.au.