

European Union (UK inclusive)

12-months ending November

Volume (tonnes swt)	Chilled		Frozen		Total	
	12-months ending November	Y-O-Y % chg.	12-months ending November	Y-O-Y % chg.	12-months ending November	Y-O-Y % chg.
Total	15,261	-11	779	48	16,041	-9
Grainfed	10,661	-19	750	46	11,410	-16
Grassfed	4,601	13	30	146	4,630	14

Calendar year-to-November

Chilled		Frozen		Total	
2018 YTD	Y-O-Y % chg.	2018 YTD	Y-O-Y % chg.	2018 YTD	Y-O-Y % chg.
14,055	-13	708	55	14,764	-11
9,746	-22	679	53	10,425	-19
4,310	17	30	146	4,339	18

Month of November

Chilled			Frozen			Total		
2018 November	M-O-M % chg.	Y-O-Y % chg.	2018 November	M-O-M % chg.	Y-O-Y % chg.	2018 November	M-O-M % chg.	Y-O-Y % chg.
1,422	37	11	58	251	255	1,480	40	15
1,263	116	46	58	251	255	1,320	120	50
159	-65	-61	-	-	-	159	-65	-61

United Kingdom

12-months ending November

Volume (tonnes swt)	Chilled		Frozen		Total	
	12-months ending November	Y-O-Y % chg.	12-months ending November	Y-O-Y % chg.	12-months ending November	Y-O-Y % chg.
Total	4,548	-24	35	-	4,584	-23
Grainfed	2,669	-37	35	-	2,705	-36
Grassfed	1,879	7	-	-	1,879	7

Calendar year-to-November

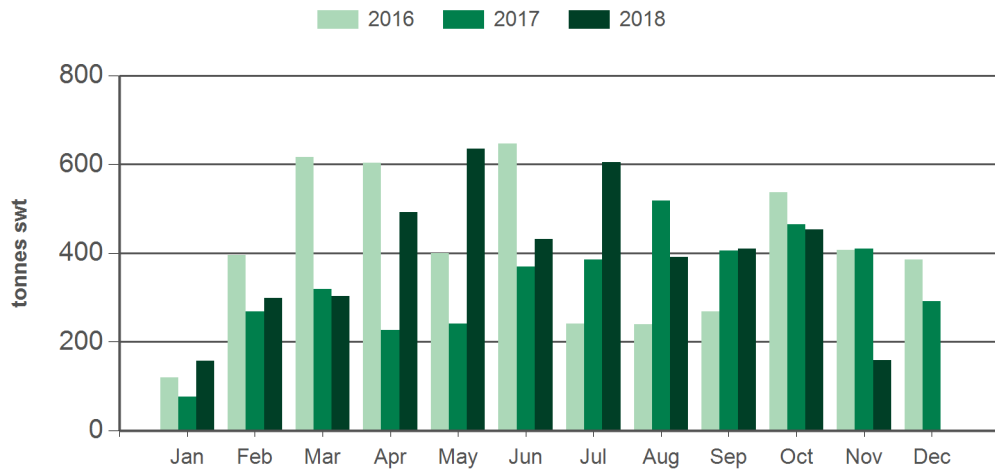
Chilled		Frozen		Total	
2018 YTD	Y-O-Y % chg.	2018 YTD	Y-O-Y % chg.	2018 YTD	Y-O-Y % chg.
4,199	-26	35	-	4,234	-26
2,405	-41	35	-	2,440	-41
1,794	13	-	-	1,794	13

Month of November

Chilled			Frozen			Total		
2018 November	M-O-M % chg.	Y-O-Y % chg.	2018 November	M-O-M % chg.	Y-O-Y % chg.	2018 November	M-O-M % chg.	Y-O-Y % chg.
420	32	10	4	-74	-	424	26	11
299	59	13	4	-74	-	303	48	14
121	-8	2	-	-	-	121	-8	2

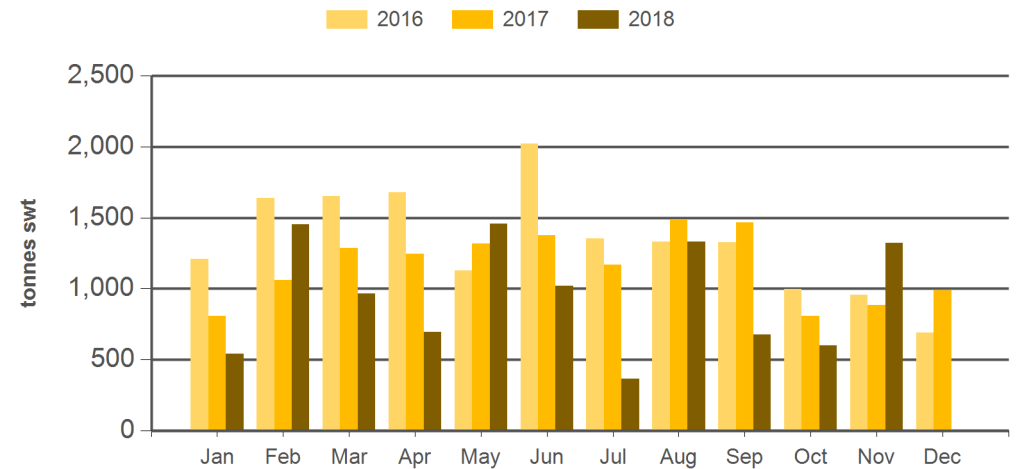
Source: DAWR. SWT = Shipped weight. YTD = Calendar year-to-November. Y-O-Y = Year-on-year. M-O-M = Month-on-month. Grainfed is the prefix for grainfed beef. Grassfed is the prefix for grassfed beef. For further information email marketinfo@mla.com.au.

Monthly grassfed beef exports to the EU



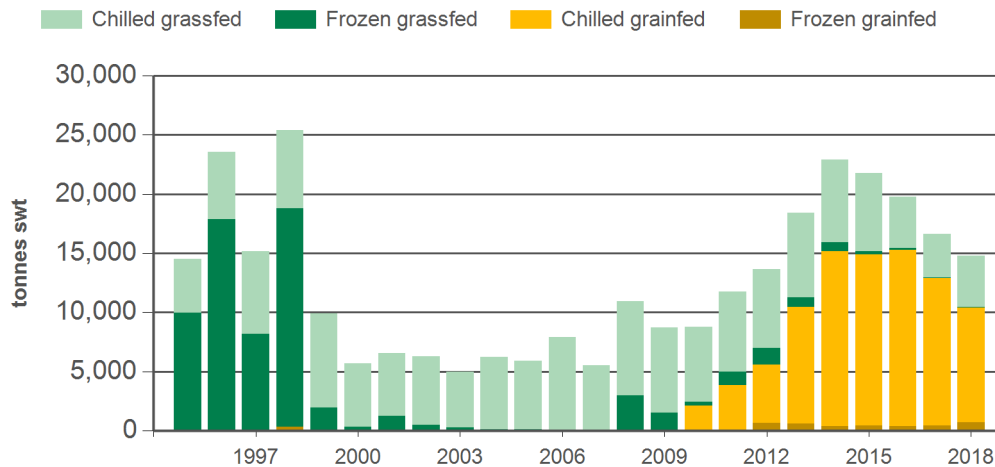
Source: DAWR, Prepared by MLA

Monthly grainfed beef exports to the EU



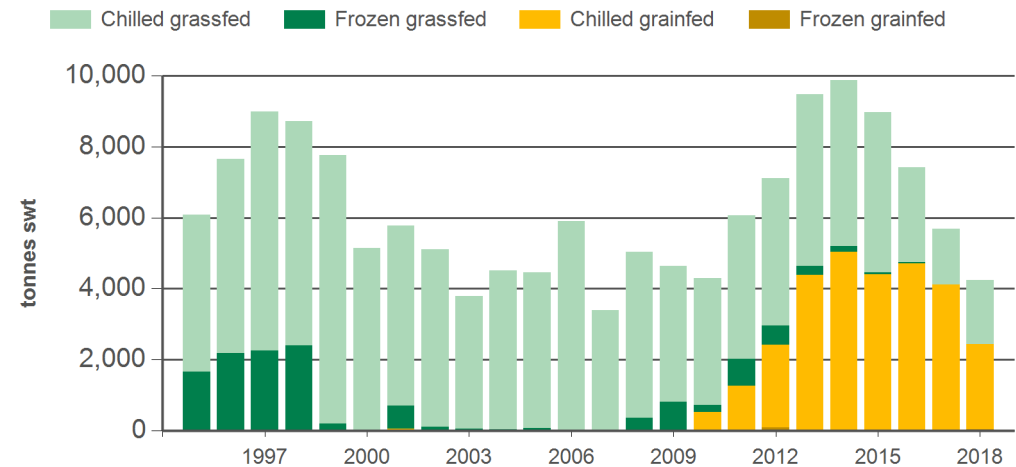
Source: DAWR, Prepared by MLA

Year-to-November beef exports to the EU



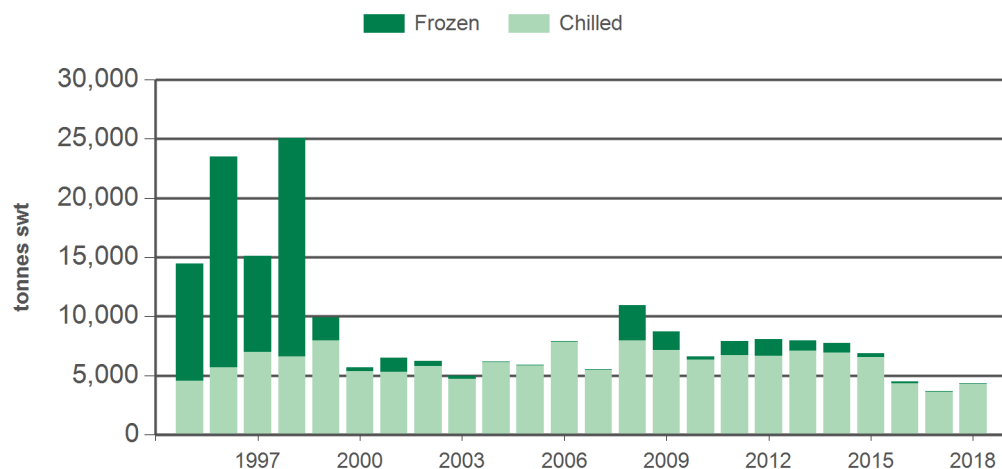
Source: DAWR, Prepared by MLA

Year-to-November beef exports to the UK



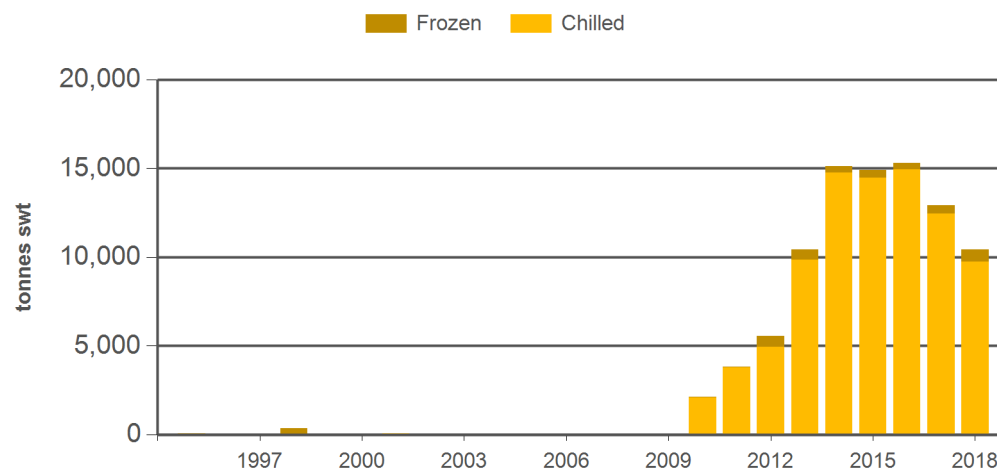
Source: DAWR, Prepared by MLA

Year-to-November grassfed beef exports to the EU



Source: DAWR, Prepared by MLA

Year-to-November grainfed beef exports to the EU



Source: DAWR, Prepared by MLA

Historical beef exports to the European Union (UK inclusive) - Calendar year totals

Volume (tonnes swt)	2003	2004	2005	2006	2007	2008	2009	2010	2011	2012	2013	2014	2015	2016	2017	2018 YTD	Y-O-Y % chg.
Total	5,670	6,756	6,469	8,457	5,953	11,876	9,307	9,885	12,836	14,949	19,927	24,619	23,445	20,841	17,873	14,764	-11
Grainfed	0	11	28	0	8	37	13	2,546	4,224	6,263	11,502	16,483	16,128	15,980	13,897	10,425	-19
Grassfed	5,670	6,745	6,441	8,456	5,945	11,839	9,294	7,339	8,612	8,686	8,425	8,135	7,317	4,862	3,977	4,339	18

Historical beef exports to the United Kingdom - Calendar year totals

Volume (tonnes swt)	2003	2004	2005	2006	2007	2008	2009	2010	2011	2012	2013	2014	2015	2016	2017	2018 YTD	Y-O-Y % chg.
Total	4,396	4,869	4,922	6,307	3,487	5,468	4,881	4,878	6,698	7,710	10,204	10,595	9,460	7,699	6,041	4,234	-26
Grainfed	0	0	26	0	0	1	4	580	1,388	2,600	4,812	5,455	4,615	4,814	4,371	2,440	-41
Grassfed	4,396	4,869	4,896	6,307	3,487	5,468	4,877	4,298	5,309	5,110	5,391	5,141	4,845	2,884	1,670	1,794	13

Source: DAWR. YTD = Calendar year-to-November. Grainfed is the prefix for grainfed beef. Grassfed is the prefix for grassfed beef. For further information email marketinfo@mla.com.au.