

#### European Union (UK inclusive)

##### 12-months ending January

Volume (tonnes swt)	Chilled		Frozen		Total	
	12-months ending January	Y-O-Y % chg.	12-months ending January	Y-O-Y % chg.	12-months ending January	Y-O-Y % chg.
Total	14,945	-13	831	47	15,777	-11
Grainfed	10,551	-19	793	43	11,344	-17
Grassfed	4,395	9	38	220	4,433	9

##### Calendar year-to-January

Chilled		Frozen		Total	
2019 YTD	Y-O-Y % chg.	2019 YTD	Y-O-Y % chg.	2019 YTD	Y-O-Y % chg.
768	16	41	8	809	16
700	39	32	-15	732	35
68	-57	9	-	77	-51

##### Month of January

Chilled			Frozen			Total		
2019 January	M-O-M % chg.	Y-O-Y % chg.	2019 January	M-O-M % chg.	Y-O-Y % chg.	2019 January	M-O-M % chg.	Y-O-Y % chg.
768	-2	16	41	-66	8	809	-10	16
700	15	39	32	-73	-15	732	1	35
68	-61	-57	9	-	-	77	-56	-51

#### United Kingdom

##### 12-months ending January

Volume (tonnes swt)	Chilled		Frozen		Total	
	12-months ending January	Y-O-Y % chg.	12-months ending January	Y-O-Y % chg.	12-months ending January	Y-O-Y % chg.
Total	4,412	-26	61	-	4,473	-25
Grainfed	2,638	-37	61	-	2,699	-36
Grassfed	1,774	2	-	-	1,774	2

##### Calendar year-to-January

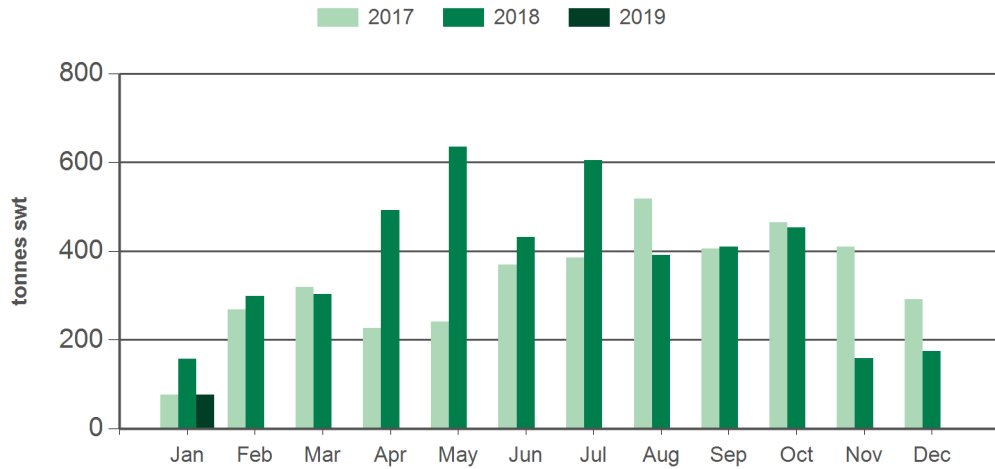
Chilled		Frozen		Total	
2019 YTD	Y-O-Y % chg.	2019 YTD	Y-O-Y % chg.	2019 YTD	Y-O-Y % chg.
226	41	13	-	239	49
226	137	13	-	239	150
-	-	-	-	-	-

##### Month of January

Chilled			Frozen			Total		
2019 January	M-O-M % chg.	Y-O-Y % chg.	2019 January	M-O-M % chg.	Y-O-Y % chg.	2019 January	M-O-M % chg.	Y-O-Y % chg.
226	53	41	13	-2	-	239	49	49
226	120	137	13	-2	-	239	106	150
-	-	-	-	-	-	-	-	-

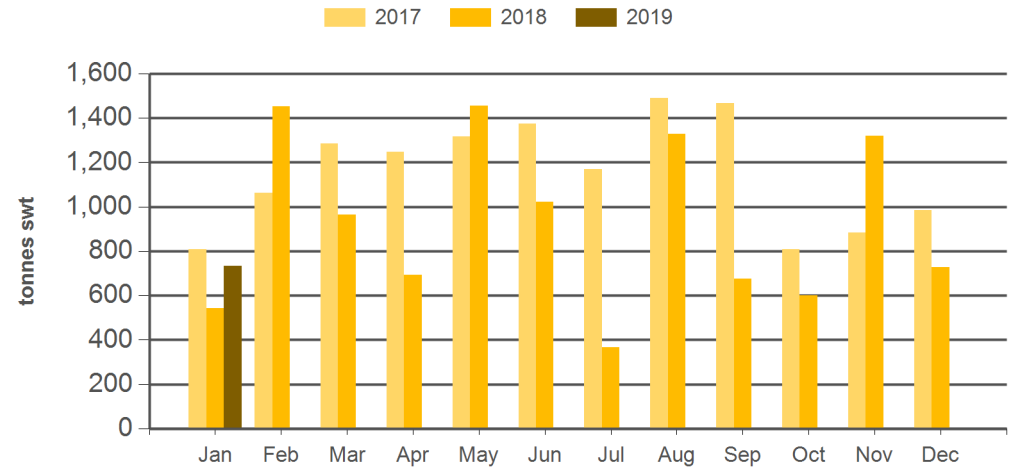
Source: DAWR. SWT = Shipped weight. YTD = Calendar year-to-January. Y-O-Y = Year-on-year. M-O-M = Month-on-month. Grainfed is the prefix for grainfed beef. Grassfed is the prefix for grassfed beef. For further information email [marketinfo@mla.com.au](mailto:marketinfo@mla.com.au).

#### Monthly grassfed beef exports to the EU



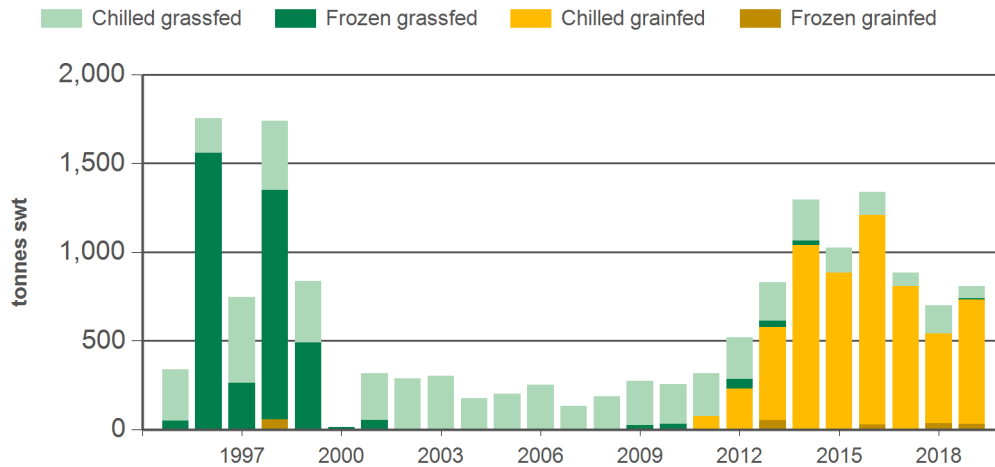
Source: DAWR, Prepared by MLA

#### Monthly grainfed beef exports to the EU



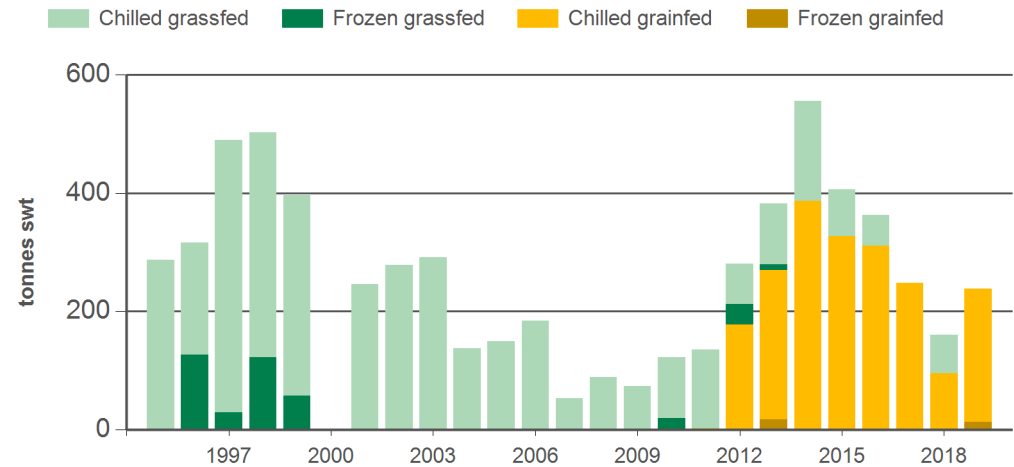
Source: DAWR, Prepared by MLA

#### Year-to-January beef exports to the EU



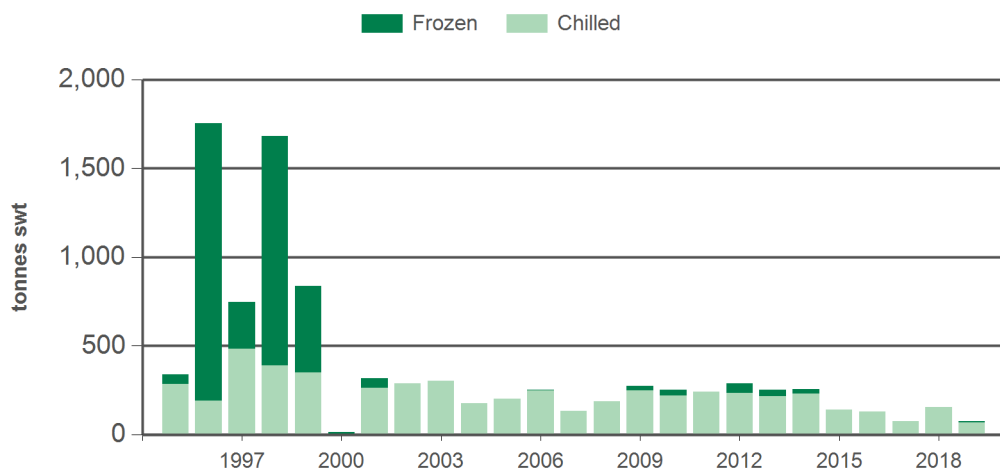
Source: DAWR, Prepared by MLA

#### Year-to-January beef exports to the UK



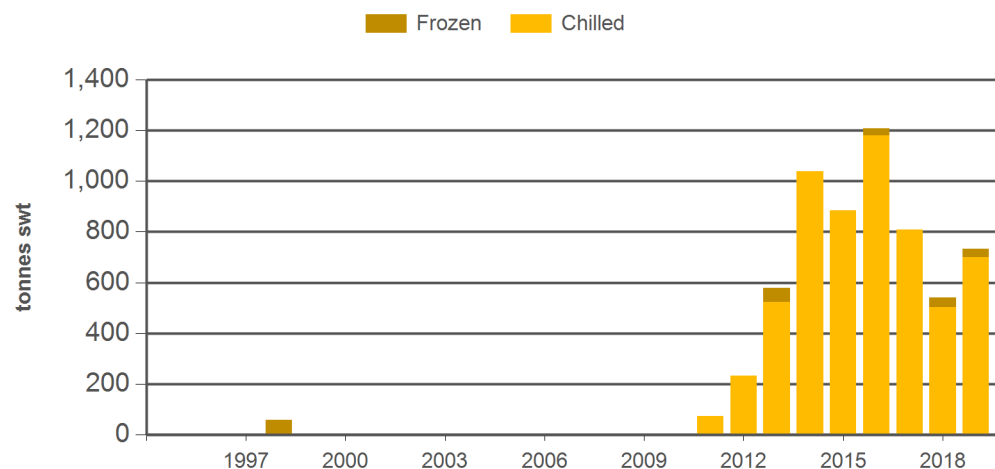
Source: DAWR, Prepared by MLA

#### Year-to-January grassfed beef exports to the EU



Source: DAWR, Prepared by MLA

#### Year-to-January grainfed beef exports to the EU



Source: DAWR, Prepared by MLA

#### Historical beef exports to the European Union (UK inclusive) - Calendar year totals

Volume (tonnes swt)	2004	2005	2006	2007	2008	2009	2010	2011	2012	2013	2014	2015	2016	2017	2018	2019 YTD	Y-O-Y % chg.
Total	6,756	6,469	8,457	5,953	11,876	9,307	9,885	12,836	14,949	19,927	24,619	23,445	20,841	17,873	15,666	809	16
Grainfed	11	28	0	8	37	13	2,546	4,224	6,263	11,502	16,483	16,128	15,980	13,897	11,153	732	35
Grassfed	6,745	6,441	8,456	5,945	11,839	9,294	7,339	8,612	8,686	8,425	8,135	7,317	4,862	3,977	4,513	77	-51

#### Historical beef exports to the United Kingdom - Calendar year totals

Volume (tonnes swt)	2004	2005	2006	2007	2008	2009	2010	2011	2012	2013	2014	2015	2016	2017	2018	2019 YTD	Y-O-Y % chg.
Total	4,869	4,922	6,307	3,487	5,468	4,881	4,878	6,698	7,710	10,204	10,595	9,460	7,699	6,041	4,395	239	49
Grainfed	0	26	0	0	1	4	580	1,388	2,600	4,812	5,455	4,615	4,814	4,371	2,556	239	150
Grassfed	4,869	4,896	6,307	3,487	5,468	4,877	4,298	5,309	5,110	5,391	5,141	4,845	2,884	1,670	1,839	0	-

Source: DAWR. YTD = Calendar year-to-January. Grainfed is the prefix for grainfed beef. Grassfed is the prefix for grassfed beef. For further information email [marketinfo@mla.com.au](mailto:marketinfo@mla.com.au).