

12-months ending March

Volume (tonnes swt)	Chilled		Frozen		Total	
	12-months ending March	Y-O-Y % chg.	12-months ending March	Y-O-Y % chg.	12-months ending March	Y-O-Y % chg.
Total	17,122	-7	653	24	17,774	-7
Grainfed	13,062	-8	641	49	13,702	-6
Grassfed	4,060	-6	12	-87	4,072	-7

Calendar year-to-March

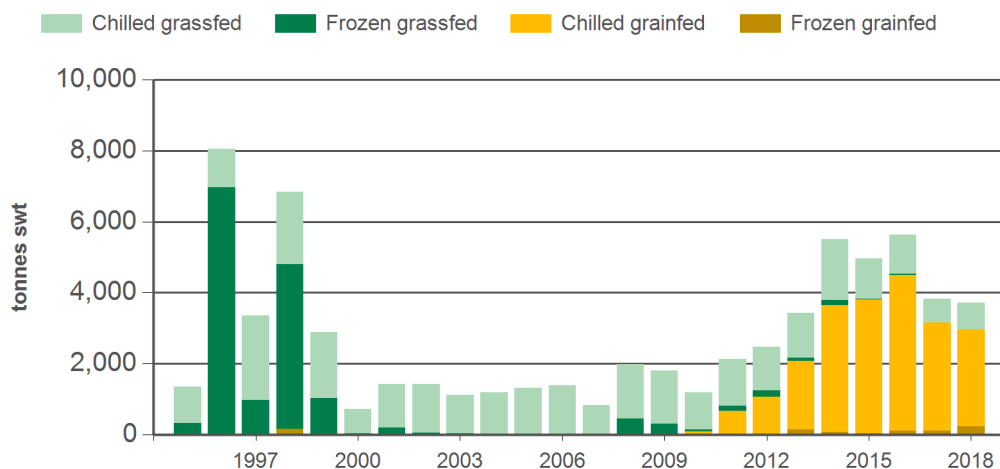
Chilled		Frozen		Total	
2018 YTD	Y-O-Y % chg.	2018 YTD	Y-O-Y % chg.	2018 YTD	Y-O-Y % chg.
3,489	-6	230	120	3,720	-3
2,729	-10	230	120	2,960	-6
760	14	-	-	760	14

Month of March

Chilled			Frozen			Total		
2018 March	M-O-M % chg.	Y-O-Y % chg.	2018 March	M-O-M % chg.	Y-O-Y % chg.	2018 March	M-O-M % chg.	Y-O-Y % chg.
1,128	-34	-27	141	172	167	1,269	-28	-21
824	-41	-33	141	172	167	965	-34	-25
304	1	-5	-	-	-	304	1	-5

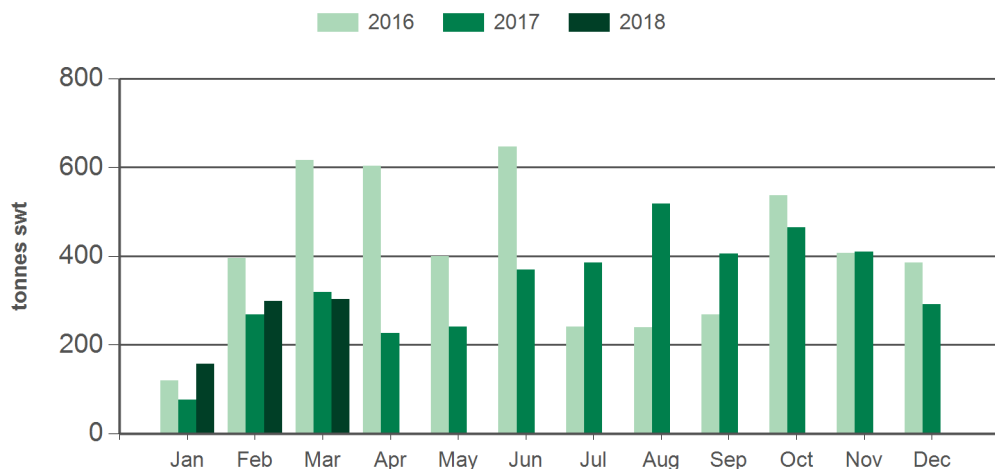
Source: DAWR. SWT = Shipped weight. YTD = Calendar year-to-March. Y-O-Y = Year-on-year. M-O-M = Month-on-month. Grainfed is the prefix for grainfed beef. Grassfed is the prefix for grassfed beef. For further information email marketinfo@mla.com.au.

Year-to-March beef exports to the EU



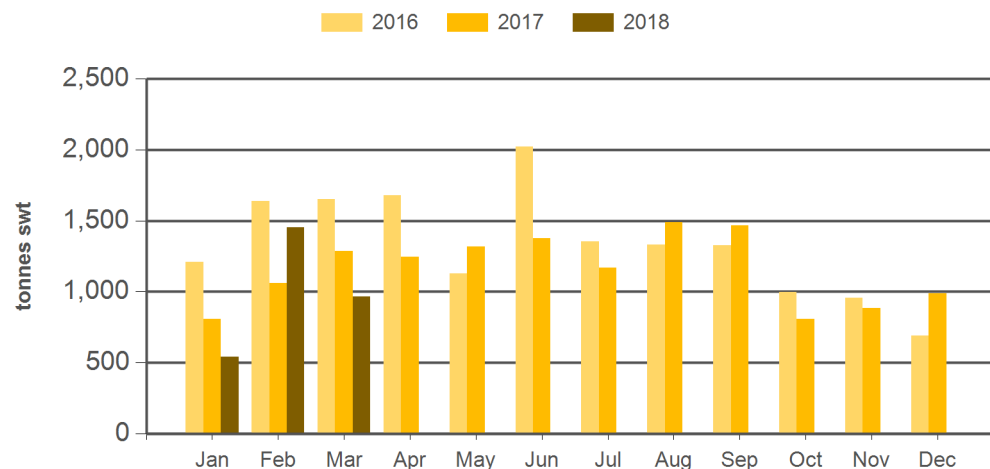
Source: DAWR, Prepared by MLA

Monthly grassfed beef exports to the EU



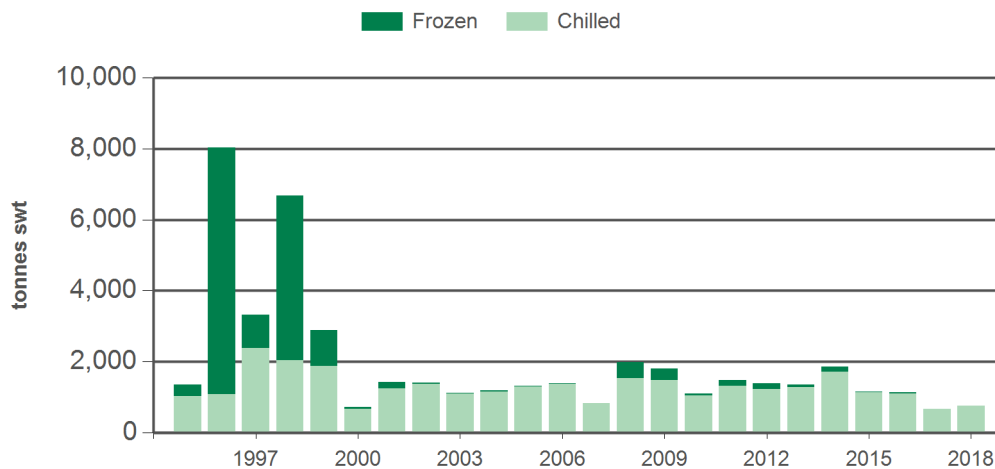
Source: DAWR, Prepared by MLA

Monthly grainfed beef exports to the EU



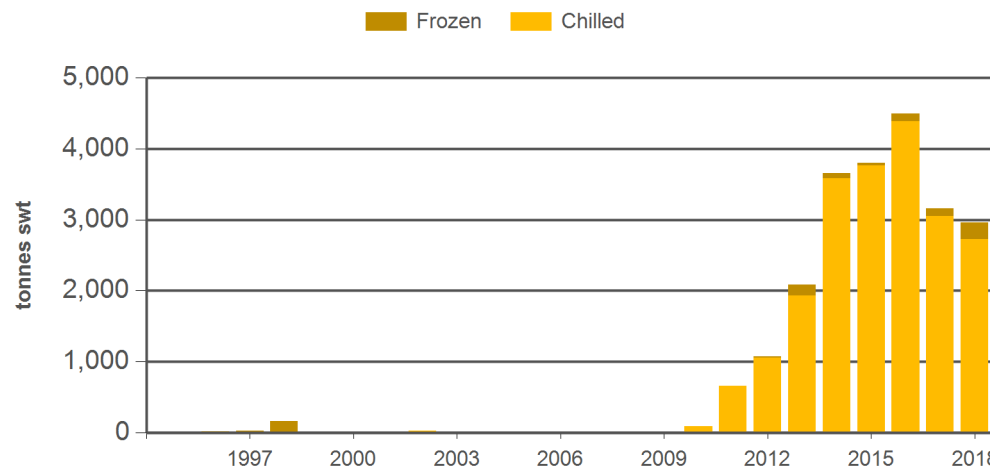
Source: DAWR, Prepared by MLA

Year-to-March grassfed beef exports to the EU



Source: DAWR, Prepared by MLA

Year-to-March grainfed beef exports to the EU



Source: DAWR, Prepared by MLA

Historical beef exports - Calendar year totals

Volume (tonnes swt)	2003	2004	2005	2006	2007	2008	2009	2010	2011	2012	2013	2014	2015	2016	2017	2018 YTD	Y-O-Y % chg.
Total	5,670	6,756	6,469	8,457	5,953	11,876	9,307	9,885	12,836	14,949	19,927	24,619	23,445	20,841	17,873	3,720	-3
Grainfed	0	11	28	0	8	37	13	2,546	4,224	6,263	11,502	16,483	16,128	15,980	13,897	2,960	-6
Grassfed	5,670	6,745	6,441	8,456	5,945	11,839	9,294	7,339	8,612	8,686	8,425	8,135	7,317	4,862	3,977	760	14

Source: DAWR. YTD = Calendar year-to-March. Grainfed is the prefix for grainfed beef. Grassfed is the prefix for grassfed beef. For further information email marketinfo@mla.com.au.

NEED MORE INFORMATION?



Click here for further prices and market information:
<http://www.mla.com.au/prices-markets>



To download all historical data, click here to access MLA's statistics database:
<http://statistics.mla.com.au>



Email marketinfo@mla.com.au to subscribe to this or any other of MLA's market information reports