

12-months ending November

Volume (tonnes swt)	Chilled		Frozen		Total	
	12-months ending November	Y-O-Y % chg.	12-months ending November	Y-O-Y % chg.	12-months ending November	Y-O-Y % chg.
Total	36,743	6	131,686	13	168,429	11
Grainfed	26,631	4	31,684	13	58,315	8
Grassfed	10,112	12	100,002	13	110,114	13

Calendar year-to-November

Chilled		Frozen		Total	
2018 YTD	Y-O-Y % chg.	2018 YTD	Y-O-Y % chg.	2018 YTD	Y-O-Y % chg.
33,613	10	120,621	16	154,234	15
24,345	7	28,287	12	52,632	10
9,268	17	92,335	18	101,603	17

Month of November

Chilled			Frozen			Total		
2018 November	M-O-M % chg.	Y-O-Y % chg.	2018 November	M-O-M % chg.	Y-O-Y % chg.	2018 November	M-O-M % chg.	Y-O-Y % chg.
2,958	-8	-10	11,873	8	13	14,831	5	8
2,273	-4	-6	3,010	58	-11	5,282	24	-9
685	-20	-22	8,863	-2	25	9,549	-4	20

12-months ending October

Value ('000 A\$ FOB)	Chilled		Frozen		Total	
	12-months ending October	Y-O-Y % chg.	12-months ending October	Y-O-Y % chg.	12-months ending October	Y-O-Y % chg.
Total	437,804	9	877,009	13	1,314,814	11
Boneless	396,996	9	708,907	20	1,105,902	16
Bone-in	40,770	4	168,064	-9	208,834	-6
Carcase	-		39	-54	39	-54

Calendar year-to-October

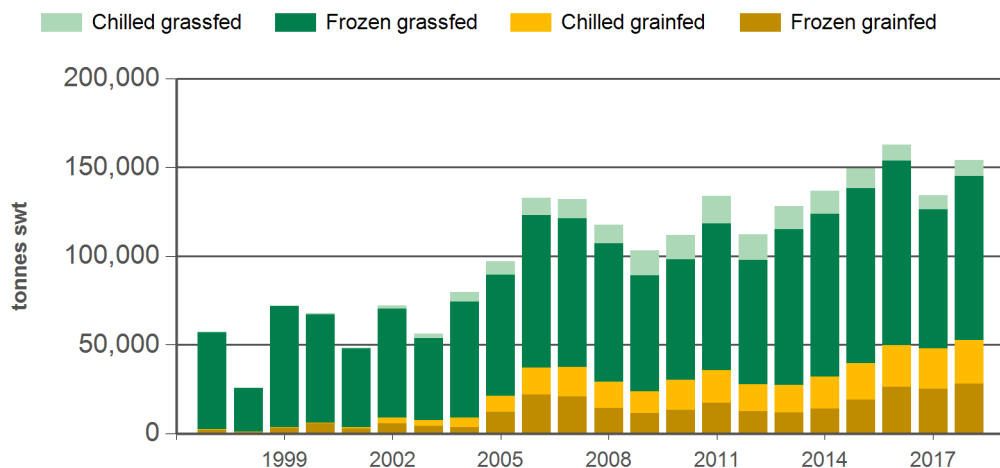
Chilled		Frozen		Total	
2018 YTD	Y-O-Y % chg.	2018 YTD	Y-O-Y % chg.	2018 YTD	Y-O-Y % chg.
364,010	18	740,461	28	1,104,471	24
331,631	19	598,277	39	929,908	31
32,373	12	142,178	-5	174,551	-3
-	-	6	-86	6	-86

Month of October

Chilled			Frozen			Total		
2018 October	M-O-M % chg.	Y-O-Y % chg.	2018 October	M-O-M % chg.	Y-O-Y % chg.	2018 October	M-O-M % chg.	Y-O-Y % chg.
39,571	5	27	79,312	-12	60	118,883	-7	47
35,759	5	28	65,922	-14	72	101,681	-8	54
3,812	12	18	13,389	-	18	17,201	3	18
-	-	-	-	-	-	-	-	-

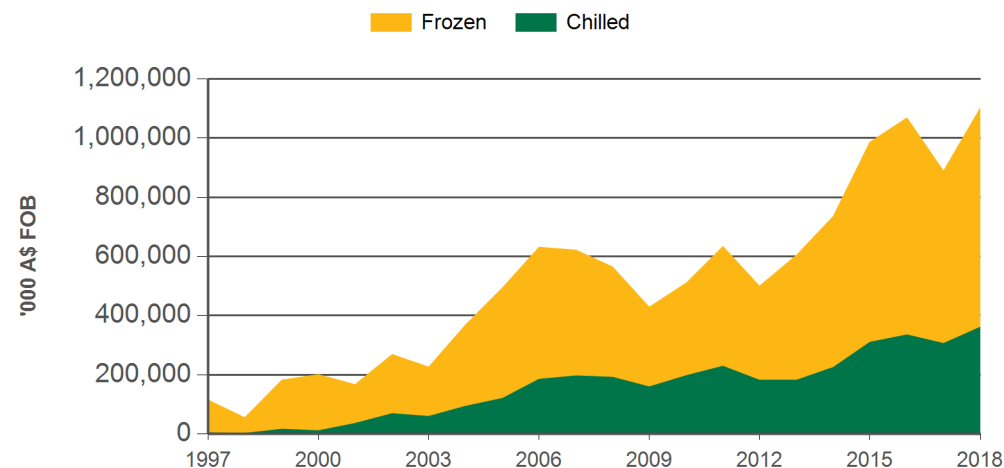
Source: DAWR, ABS. SWT = Shipped weight. Volume YTD = Calendar year-to-November. Value YTD = Calendar year-to-October. Y-O-Y = Year-on-year. M-O-M = Month-on-month. Grainfed is the prefix for grainfed beef. Grassfed is the prefix for grassfed beef. For further information email marketinfo@mla.com.au.

Year-to-November beef exports to South Korea - volume



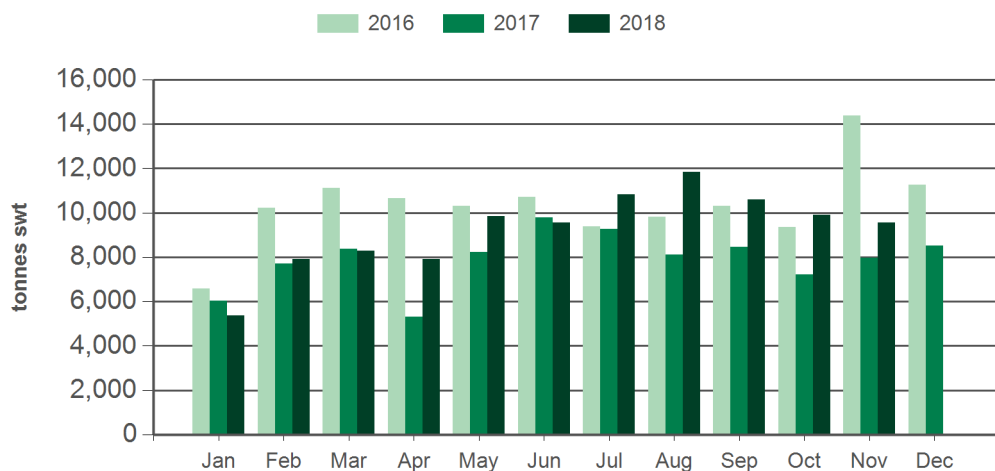
Source: DAWR, Prepared by MLA

Year-to-October beef exports to South Korea - value



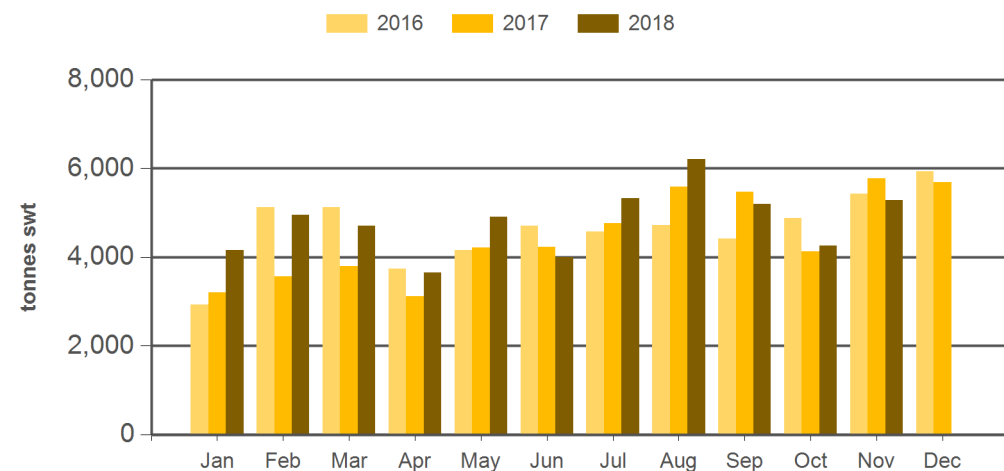
Source: ABS, Prepared by MLA

Monthly grassfed beef exports to South Korea



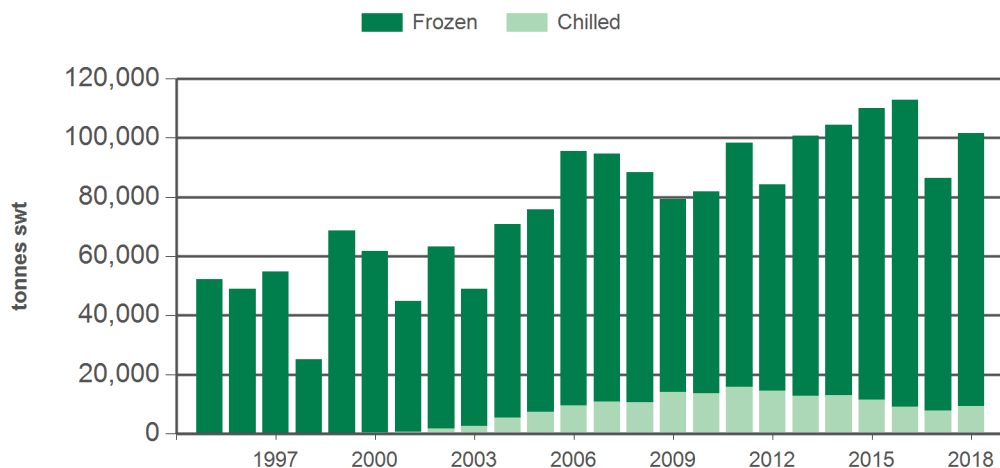
Source: DAWR, Prepared by MLA

Monthly grainfed beef exports to South Korea



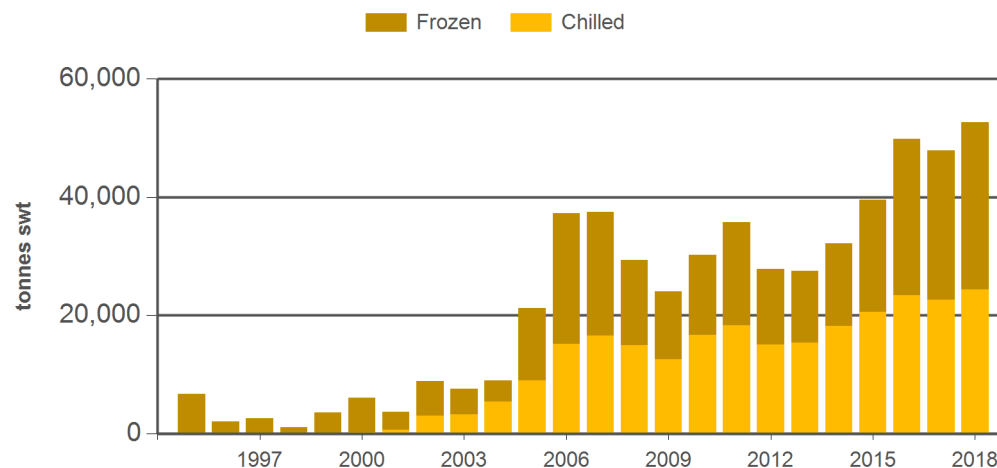
Source: DAWR, Prepared by MLA

Year-to-November grassfed beef exports to South Korea



Source: DAWR, Prepared by MLA

Year-to-November grainfed beef exports to South Korea



Source: DAWR, Prepared by MLA

Historical beef exports - Calendar year totals

Volume (tonnes swt)	2003	2004	2005	2006	2007	2008	2009	2010	2011	2012	2013	2014	2015	2016	2017	2018 YTD	Y-O-Y % chg.
Total	62,262	93,310	106,444	149,663	148,933	127,207	115,482	124,161	146,347	125,957	144,365	150,918	166,588	179,854	148,552	154,234	15
Grainfed	8,089	11,010	23,594	41,205	41,526	31,581	27,157	34,151	38,762	31,332	31,020	35,640	44,203	55,756	53,564	52,632	10
Grassfed	54,173	82,300	82,850	108,458	107,407	95,626	88,325	90,009	107,585	94,625	113,345	115,278	122,385	124,098	94,987	101,603	17

Source: DAWR. SWT = Shipped weight. YTD = Calendar year-to-November. Y-O-Y = Year-on-year. For further information email marketinfo@mla.com.au.