

12-months ending January

| Volume (tonnes swt) | Chilled | | Frozen | | Total | |
|------------------------|--------------------------|--------------|--------------------------|--------------|--------------------------|--------------|
| | 12-months ending January | Y-O-Y % chg. | 12-months ending January | Y-O-Y % chg. | 12-months ending January | Y-O-Y % chg. |
| Total | 36,436 | 7 | 134,265 | 17 | 170,701 | 15 |
| Grainfed | 26,503 | 5 | 30,586 | 4 | 57,089 | 5 |
| Grassfed | 9,933 | 12 | 103,679 | 21 | 113,612 | 20 |

Calendar year-to-January

| Chilled | | Frozen | | Total | |
|----------|--------------|----------|--------------|----------|--------------|
| 2019 YTD | Y-O-Y % chg. | 2019 YTD | Y-O-Y % chg. | 2019 YTD | Y-O-Y % chg. |
| 2,140 | -12 | 7,700 | 9 | 9,840 | 3 |
| 1,572 | -11 | 2,070 | -13 | 3,642 | -12 |
| 568 | -15 | 5,629 | 20 | 6,198 | 16 |

Month of January

| Chilled | | | Frozen | | | Total | | |
|--------------|--------------|--------------|--------------|--------------|--------------|--------------|--------------|--------------|
| 2019 January | M-O-M % chg. | Y-O-Y % chg. | 2019 January | M-O-M % chg. | Y-O-Y % chg. | 2019 January | M-O-M % chg. | Y-O-Y % chg. |
| 2,140 | -31 | -12 | 7,700 | -41 | 9 | 9,840 | -39 | 3 |
| 1,572 | -33 | -11 | 2,070 | -21 | -13 | 3,642 | -27 | -12 |
| 568 | -26 | -15 | 5,629 | -46 | 20 | 6,198 | -45 | 16 |

12-months ending December

| Value ('000 A\$ FOB) | Chilled | | Frozen | | Total | |
|-------------------------|---------------------------|--------------|---------------------------|--------------|---------------------------|--------------|
| | 12-months ending December | Y-O-Y % chg. | 12-months ending December | Y-O-Y % chg. | 12-months ending December | Y-O-Y % chg. |
| Total | 448,736 | 17 | 925,266 | 29 | 1,374,002 | 25 |
| Boneless | 407,489 | 18 | 753,051 | 39 | 1,160,540 | 31 |
| Bone-in | 41,241 | 10 | 172,210 | -2 | 213,450 | - |
| Carcase | - | | 6 | -92 | 6 | -92 |

Calendar year-to-December

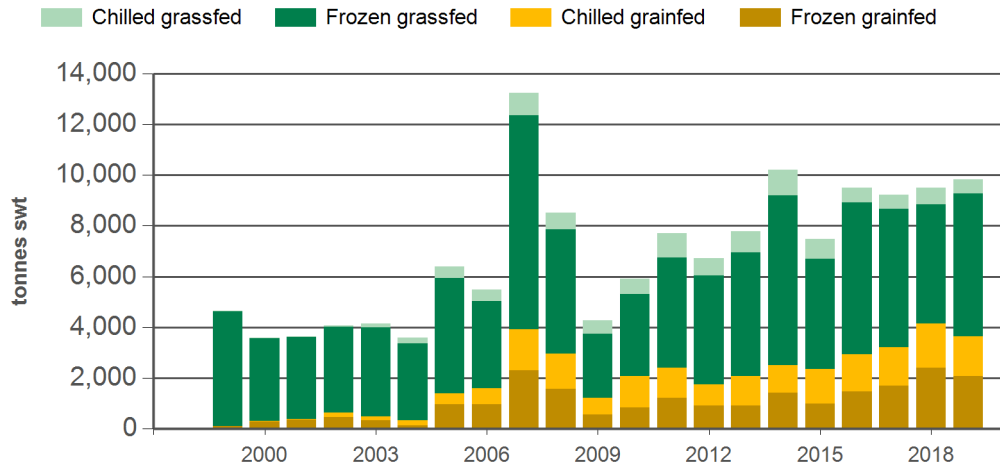
| Chilled | | Frozen | | Total | |
|----------|--------------|----------|--------------|-----------|--------------|
| 2018 YTD | Y-O-Y % chg. | 2018 YTD | Y-O-Y % chg. | 2018 YTD | Y-O-Y % chg. |
| 448,736 | 17 | 925,266 | 29 | 1,374,002 | 25 |
| 407,489 | 18 | 753,051 | 39 | 1,160,540 | 31 |
| 41,241 | 10 | 172,210 | -2 | 213,450 | - |
| - | - | 6 | -92 | 6 | -92 |

Month of December

| Chilled | | | Frozen | | | Total | | |
|---------------|--------------|--------------|---------------|--------------|--------------|---------------|--------------|--------------|
| 2018 December | M-O-M % chg. | Y-O-Y % chg. | 2018 December | M-O-M % chg. | Y-O-Y % chg. | 2018 December | M-O-M % chg. | Y-O-Y % chg. |
| 42,840 | 2 | 12 | 96,917 | 9 | 22 | 139,757 | 15 | 19 |
| 37,829 | -1 | 15 | 79,387 | 4 | 22 | 117,216 | 11 | 20 |
| 5,011 | 28 | -7 | 17,531 | 40 | 21 | 22,541 | 38 | 13 |
| - | NaN | - | - | NaN | - | - | -100 | - |

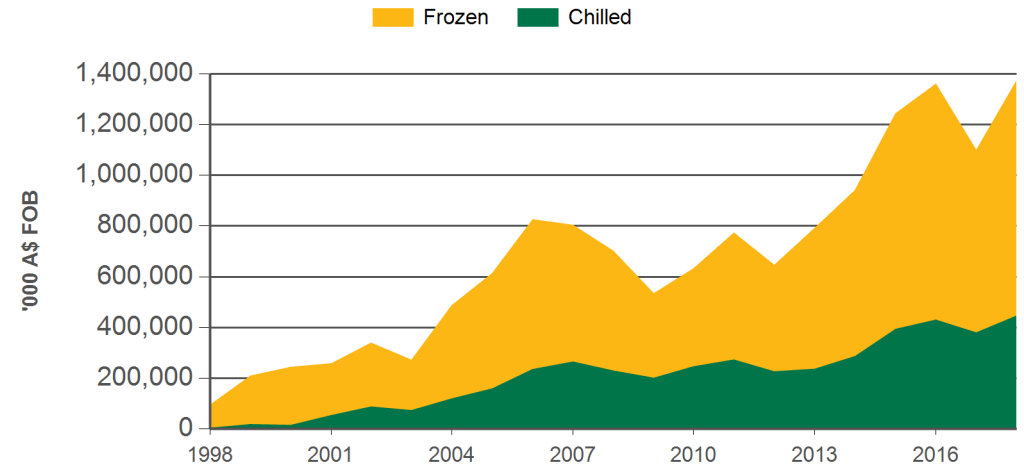
Source: DAWR, ABS. SWT = Shipped weight. Volume YTD = Calendar year-to-January. Value YTD = Calendar year-to-December. Y-O-Y = Year-on-year. M-O-M = Month-on-month. Grainfed is the prefix for grainfed beef. Grassfed is the prefix for grassfed beef. For further information email marketinfo@mla.com.au.

Year-to-January beef exports to South Korea - volume



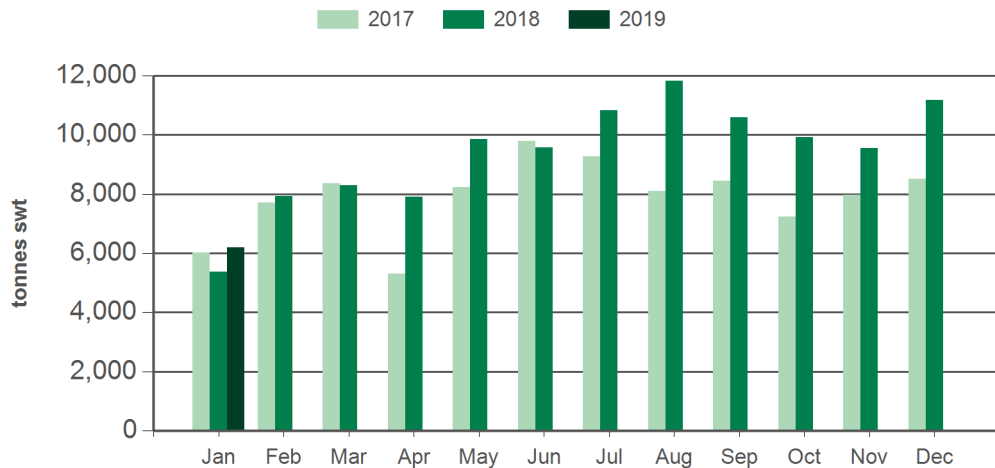
Source: DAWR, Prepared by MLA

Year-to-December beef exports to South Korea - value



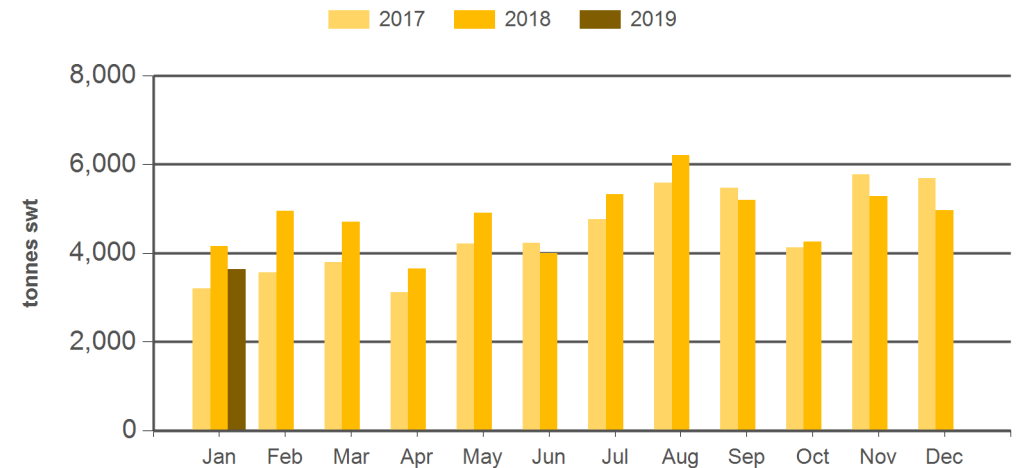
Source: ABS, Prepared by MLA

Monthly grassfed beef exports to South Korea



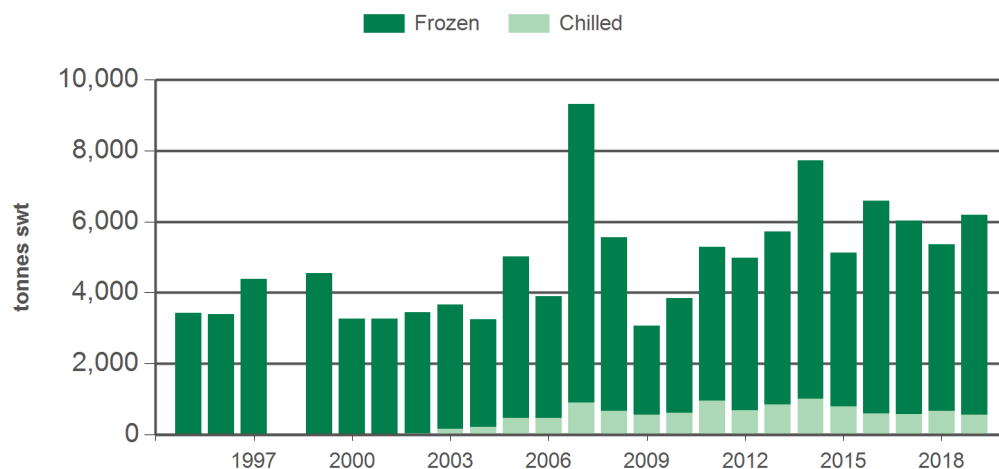
Source: DAWR, Prepared by MLA

Monthly grainfed beef exports to South Korea



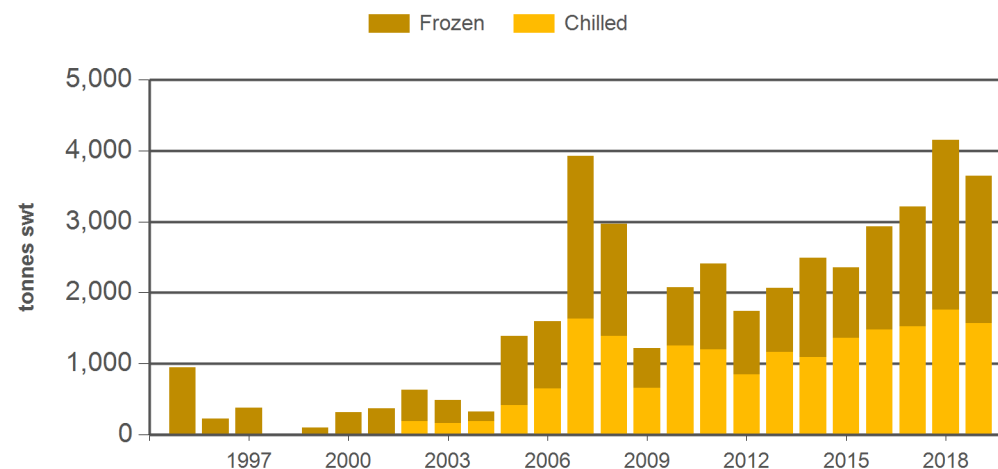
Source: DAWR, Prepared by MLA

Year-to-January grassfed beef exports to South Korea



Source: DAWR, Prepared by MLA

Year-to-January grainfed beef exports to South Korea



Source: DAWR, Prepared by MLA

Historical beef exports - Calendar year totals

| Volume (tonnes swt) | 2004 | 2005 | 2006 | 2007 | 2008 | 2009 | 2010 | 2011 | 2012 | 2013 | 2014 | 2015 | 2016 | 2017 | 2018 | 2019 YTD | Y-O-Y % chg. |
|---------------------|--------|---------|---------|---------|---------|---------|---------|---------|---------|---------|---------|---------|---------|---------|---------|----------|--------------|
| Total | 93,310 | 106,444 | 149,663 | 148,933 | 127,207 | 115,482 | 124,161 | 146,347 | 125,957 | 144,365 | 150,918 | 166,588 | 179,854 | 148,552 | 170,373 | 9,840 | 3 |
| Grainfed | 11,010 | 23,594 | 41,205 | 41,526 | 31,581 | 27,157 | 34,151 | 38,762 | 31,332 | 31,020 | 35,640 | 44,203 | 55,756 | 53,564 | 57,598 | 3,642 | -12 |
| Grassfed | 82,300 | 82,850 | 108,458 | 107,407 | 95,626 | 88,325 | 90,009 | 107,585 | 94,625 | 113,345 | 115,278 | 122,385 | 124,098 | 94,987 | 112,775 | 6,198 | 16 |

Source: DAWR. SWT = Shipped weight. YTD = Calendar year-to-January. Y-O-Y = Year-on-year. For further information email marketinfo@mla.com.au.