

12-months ending June

Volume (tonnes swt)	Chilled		Frozen		Total	
	12-months ending June	Y-O-Y % chg.	12-months ending June	Y-O-Y % chg.	12-months ending June	Y-O-Y % chg.
Total	35,426	2	120,787	-5	156,213	-4
Grainfed	25,659	1	32,120	20	57,778	11
Grassfed	9,767	6	88,667	-12	98,434	-10

Calendar year-to-June

Chilled		Frozen		Total	
2018 YTD	Y-O-Y % chg.	2018 YTD	Y-O-Y % chg.	2018 YTD	Y-O-Y % chg.
16,916	11	58,330	11	75,245	11
11,968	6	14,385	32	26,353	19
4,948	26	43,945	6	48,893	8

Month of June

Chilled			Frozen			Total		
2018 June	M-O-M % chg.	Y-O-Y % chg.	2018 June	M-O-M % chg.	Y-O-Y % chg.	2018 June	M-O-M % chg.	Y-O-Y % chg.
2,806	-17	8	10,750	-5	-6	13,556	-8	-3
2,014	-18	3	1,981	-19	-13	3,995	-19	-6
793	-14	23	8,769	-2	-4	9,561	-3	-2

12-months ending May

Value ('000 A\$ FOB)	Chilled		Frozen		Total	
	12-months ending May	Y-O-Y % chg.	12-months ending May	Y-O-Y % chg.	12-months ending May	Y-O-Y % chg.
Total	392,607	-5	764,468	-8	1,157,075	-7
Boneless	354,521	-5	591,282	-12	945,804	-9
Bone-in	38,028	-4	173,127	6	211,155	4
Carcase	-	-100	58	-54	58	-71

Calendar year-to-May

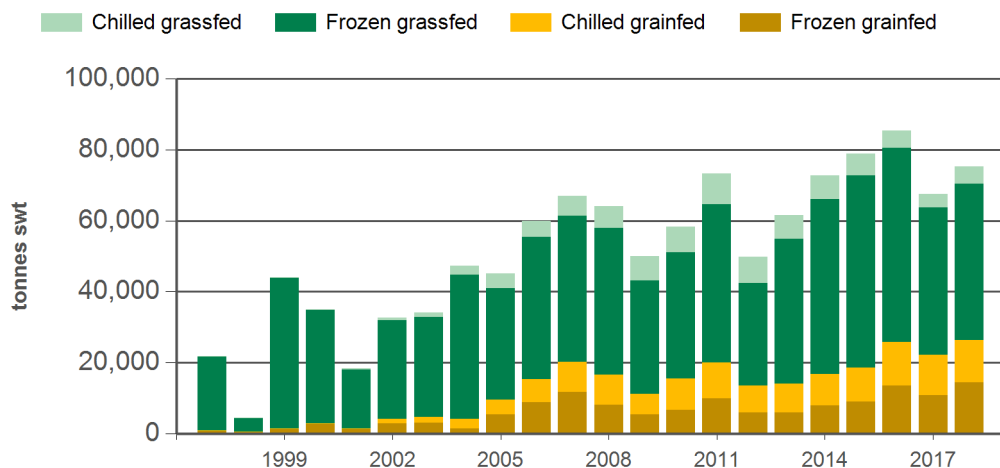
Chilled		Frozen		Total	
2018 YTD	Y-O-Y % chg.	2018 YTD	Y-O-Y % chg.	2018 YTD	Y-O-Y % chg.
155,611	7	300,989	19	456,600	14
142,313	8	237,248	27	379,561	19
13,292	5	63,736	-4	77,028	-3
-	-	6	-76	6	-76

Month of May

Chilled			Frozen			Total		
2018 May	M-O-M % chg.	Y-O-Y % chg.	2018 May	M-O-M % chg.	Y-O-Y % chg.	2018 May	M-O-M % chg.	Y-O-Y % chg.
39,108	36	32	73,823	27	26	112,931	30	28
36,267	39	34	58,999	25	38	95,266	30	36
2,841	11	16	14,824	35	-6	17,664	31	-3
-	-	-	-	-	-	-	-	-

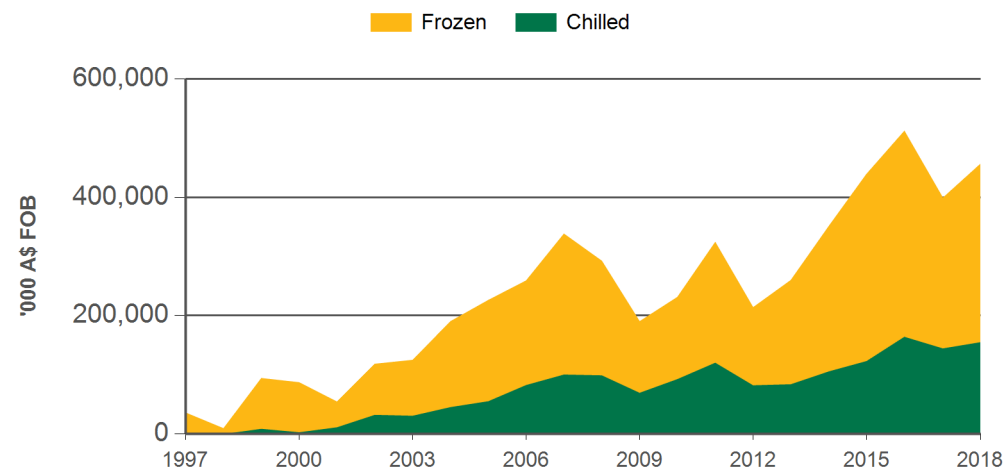
Source: DAWR, ABS. SWT = Shipped weight. Volume YTD = Calendar year-to-June. Value YTD = Calendar year-to-May. Y-O-Y = Year-on-year. M-O-M = Month-on-month. Grainfed is the prefix for grainfed beef. Grassfed is the prefix for grassfed beef. For further information email marketinfo@mla.com.au.

Year-to-June beef exports to South Korea - volume



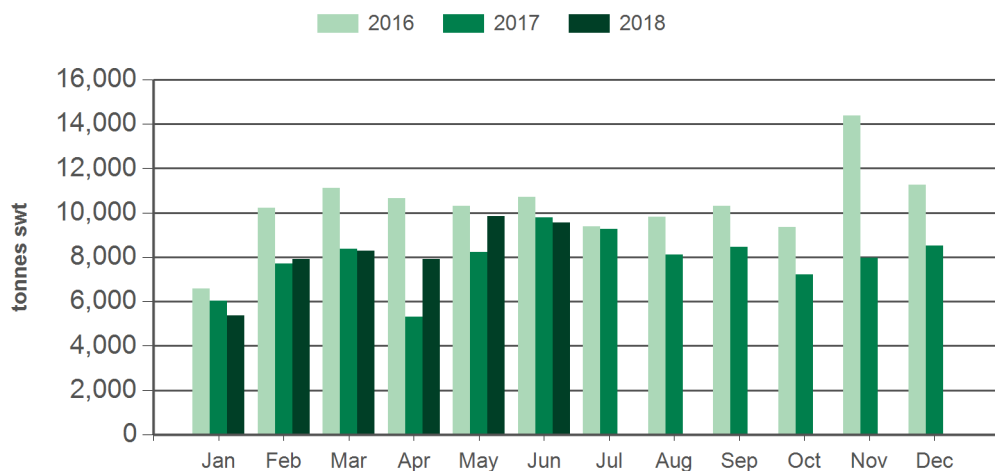
Source: DAWR, Prepared by MLA

Year-to-May beef exports to South Korea - value



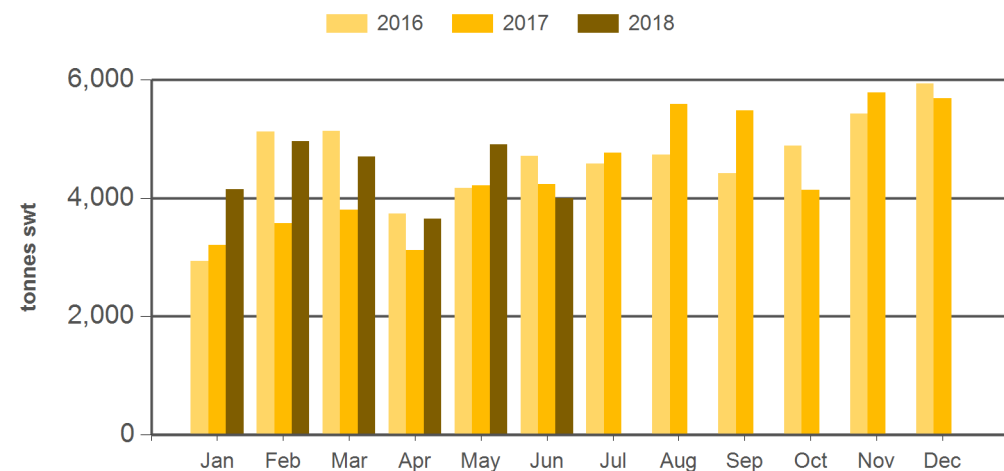
Source: ABS, Prepared by MLA

Monthly grassfed beef exports to South Korea



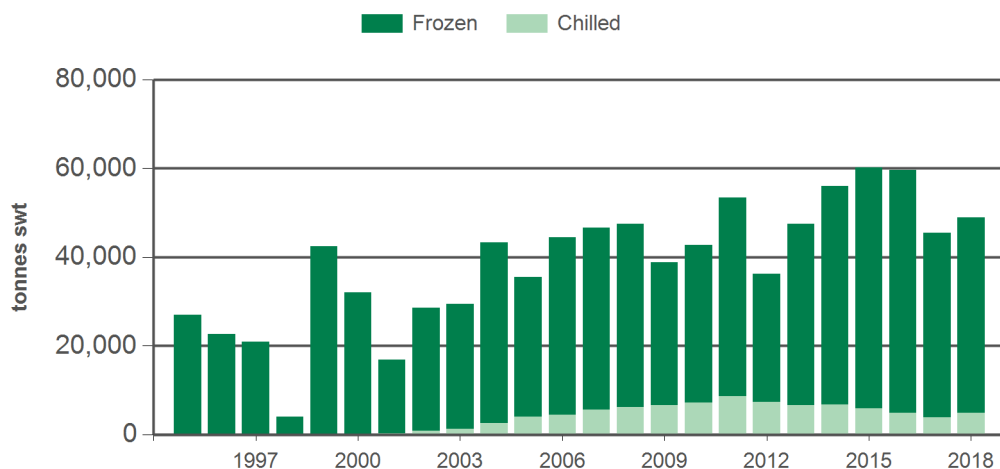
Source: DAWR, Prepared by MLA

Monthly grainfed beef exports to South Korea



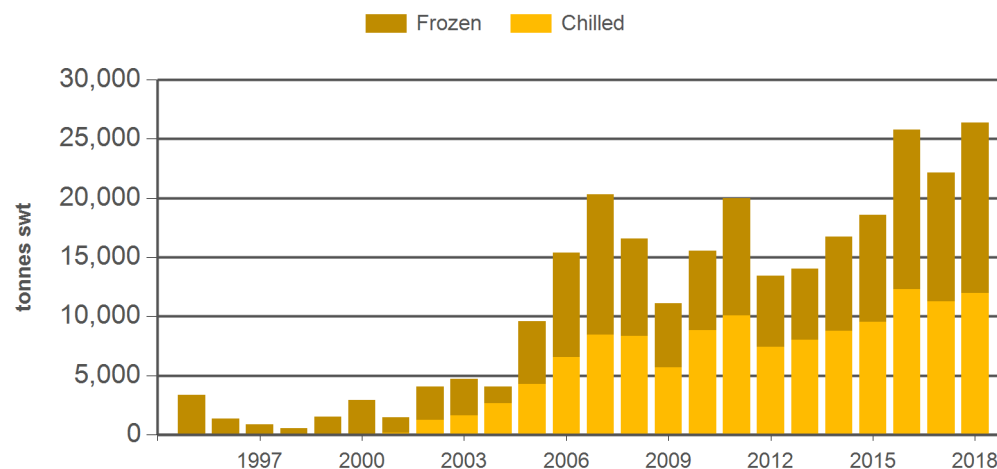
Source: DAWR, Prepared by MLA

Year-to-June grassfed beef exports to South Korea



Source: DAWR, Prepared by MLA

Year-to-June grainfed beef exports to South Korea



Source: DAWR, Prepared by MLA

Historical beef exports - Calendar year totals

Volume (tonnes swt)	2003	2004	2005	2006	2007	2008	2009	2010	2011	2012	2013	2014	2015	2016	2017	2018 YTD	Y-O-Y % chg.
Total	62,262	93,310	106,444	149,663	148,933	127,207	115,482	124,161	146,347	125,957	144,365	150,918	166,588	179,854	148,552	75,245	11
Grainfed	8,089	11,010	23,594	41,205	41,526	31,581	27,157	34,151	38,762	31,332	31,020	35,640	44,203	55,756	53,564	26,353	19
Grassfed	54,173	82,300	82,850	108,458	107,407	95,626	88,325	90,009	107,585	94,625	113,345	115,278	122,385	124,098	94,987	48,893	8

Source: DAWR. SWT = Shipped weight. YTD = Calendar year-to-June. Y-O-Y = Year-on-year. For further information email marketinfo@mla.com.au.