

Australian goatmeat exports

Monthly trade summary

October 2018

Australian goatmeat exports

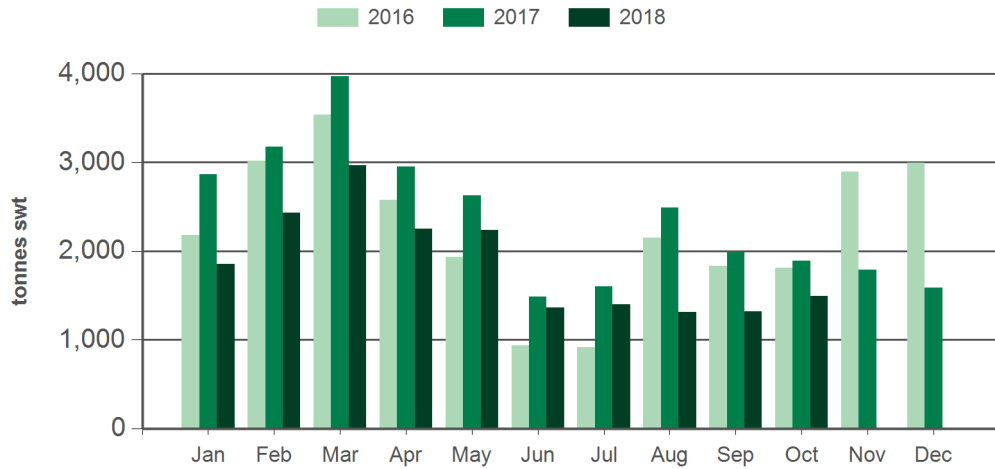
Volume (tonnes swt)	Total		Total		Total		
	12-months ending October	Y-O-Y % chg.	2018 YTD	Y-O-Y % chg.	2018 October	M-O-M % chg.	Y-O-Y % chg.
Total	22,014	-29	18,639	-26	1,497	13	-21
US	14,717	-29	12,672	-25	920	3	-4
Taiwan	2,872	-22	2,201	-24	142	-8	-9
Trinidad & Tobago	849	-51	729	-42	45	-48	-67
Canada	994	-47	743	-52	112	65	-64
South Korea	1,376	-29	1,265	-25	37	-2	-79
Vietnam	39	-84	20	-88	0	-	-
China	195		195	-	58	-	-
Hong Kong	115	39,887	115	61,157	88	363	-
Other	857		698		95		



Source: DAWR, Prepared by MLA

Source: DAWR. SWT = Shipped weight. YTD = Calendar year-to-October. Y-O-Y = Year-on-year. M-O-M = Month-on-month. For further information email marketinfo@mla.com.au.

Monthly goatmeat exports



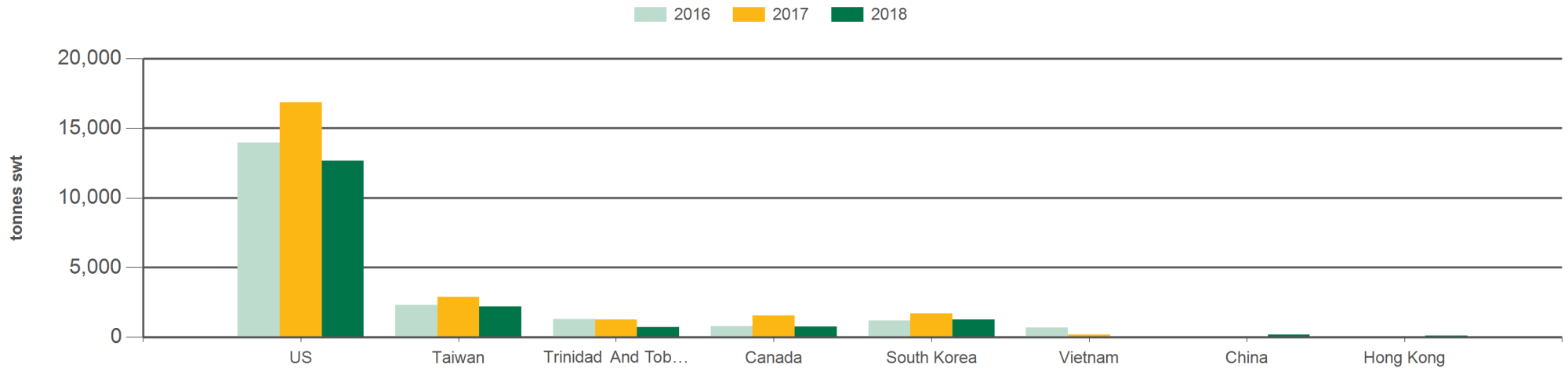
Source: DAWR, Prepared by MLA

AUD/USD



Source: xe.com, Prepared by MLA

Year-to-October goatmeat exports



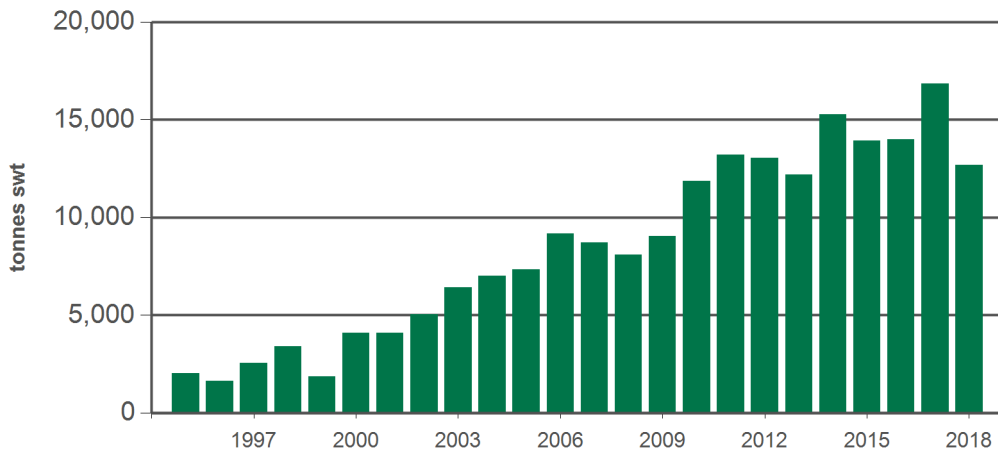
Source: DAWR, Prepared by MLA

Australian goatmeat exports

Monthly trade summary

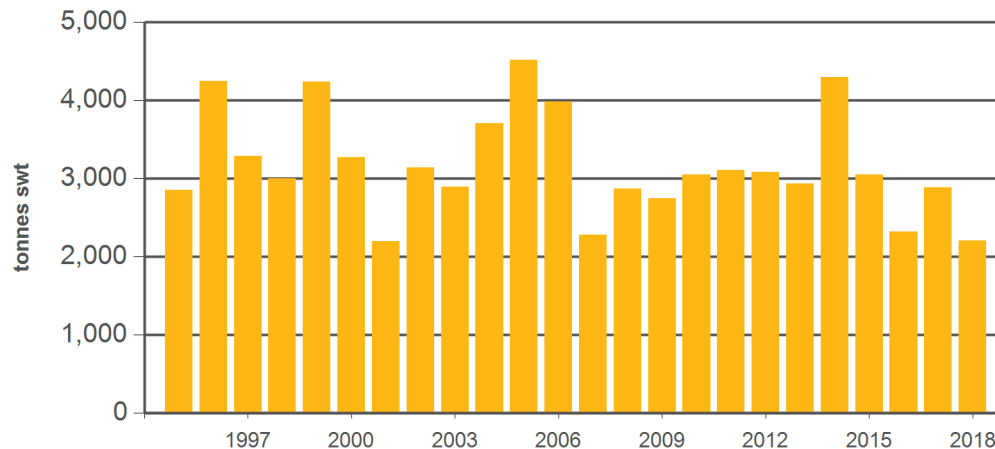
October 2018

Year-to-October goatmeat exports to the US



Source: DAWR, Prepared by MLA

Year-to-October goatmeat exports to Taiwan



Source: DAWR, Prepared by MLA

Historical goatmeat exports - Calendar year totals

Volume (tonnes swt)	2003	2004	2005	2006	2007	2008	2009	2010	2011	2012	2013	2014	2015	2016	2017	2018 YTD	Y-O-Y % chg.
Total	15,939	16,899	18,179	19,519	16,664	18,172	24,752	25,910	25,892	29,094	32,671	35,780	29,965	26,794	28,426	18,639	-26
US	7,714	8,751	9,349	11,331	9,964	10,547	12,804	14,467	15,163	16,078	15,479	19,090	17,626	17,807	18,885	12,672	-25
Taiwan	4,577	5,164	5,900	5,160	3,309	3,901	4,004	3,996	3,911	3,968	3,861	5,075	3,721	3,140	3,553	2,201	-24
Trinidad & Tobago	871	999	1,073	1,111	1,257	1,334	2,024	1,776	1,944	1,887	1,942	1,781	1,719	1,765	1,378	729	-42
Canada	980	983	893	1,051	1,130	1,094	1,204	1,886	1,571	2,038	1,896	2,218	1,720	1,109	1,814	743	-52
South Korea	184	145	124	149	208	241	587	857	897	802	931	1,524	1,677	1,462	1,806	1,265	-25
Vietnam	0	0	0	0	0	0	692	455	278	233	788	680	708	750	193	20	-88
China	0	0	0	0	5	9	0	0	37	374	4,736	1,113	880	12	0	195	-
Hong Kong	0	0	0	0	0	5	0	14	17	32	110	1,426	733	1	0	115	61,157
Other	1,613	858	842	717	789	1,041	3,436	2,458	2,075	3,681	2,928	2,874	1,181	748	797	698	

Australian goatmeat exports

Monthly trade summary

October 2018

Source: DAWR. SWT = Shipped weight. YTD = Calendar year-to-October