

#### 12-months ending March

Volume (tonnes swt)	Chilled		Frozen		Total	
	12-months ending March	Y-O-Y % chg.	12-months ending March	Y-O-Y % chg.	12-months ending March	Y-O-Y % chg.
Middle East	62,182	8	45,849	-10	108,031	-1
Nth Africa	0		566	-62	566	-62
UAE	18,601	-1	8,602	-28	27,203	-12
Saudi Arabia	2,823	-33	16,307	8	19,130	-1
Qatar	16,393	5	1,198	-50	17,592	-2
Jordan	8,198	-11	3,320	54	11,519	1
Kuwait	5,076	37	4,047	-22	9,123	3
Bahrain	3,939	-31	2,828	1	6,767	-20
Oman	420	-7	6,509	-21	6,929	-20
Egypt	0	-100	973	-13	973	-15
Other	6,731		2,630		9,361	

Middle East	56,285	10	9,415	-7	65,700	7
Nth Africa	0		253	-46	253	-46
UAE	17,675	-1	1,792	-46	19,467	-8
Saudi Arabia	2,810	-33	2,178	-8	4,988	-24
Qatar	15,617	2	228	-36	15,845	1
Jordan	8,106	-12	2,753	70	10,858	1
Kuwait	4,941	34	377	-41	5,319	23
Bahrain	135	-47	593	49	728	11
Oman	419	-7	59	-64	478	-22
Egypt	0	-100	237	51	237	28
Other	6,582		1,450		8,033	

#### Calendar year-to-March

Chilled		Frozen		Total	
2018 YTD	Y-O-Y % chg.	2018 YTD	Y-O-Y % chg.	2018 YTD	Y-O-Y % chg.
16,112	20	13,205	-18	29,316	-1
0	-	53	-76	53	-76
4,893	0	2,533	-39	7,426	-18
754	-25	5,356	-2	6,110	-5
4,236	22	338	-29	4,574	16
2,048	30	428	22	2,476	29
1,330	9	1,260	-35	2,589	-18
947	-17	681	-41	1,628	-29
112	-33	2,099	-4	2,211	-6
0	-	82	2	82	2
1,791		481		2,272	

14,729	23	2,039	-29	16,767	13
0	-	45	-47	45	-47
4,593	0	442	-56	5,036	-10
753	-24	312	-49	1,065	-34
4,157	25	53	-56	4,210	22
1,986	27	415	18	2,401	25
1,328	10	91	-53	1,419	2
8	-88	263	21	271	-3
112	-33	7	-83	119	-42
0	-	58	62	58	62
1,791		443		2,234	

#### Month of March

Chilled			Frozen			Total		
2018 March	M-O-M % chg.	Y-O-Y % chg.	2018 March	M-O-M % chg.	Y-O-Y % chg.	2018 March	M-O-M % chg.	Y-O-Y % chg.
6,021	22	20	5,429	18	-13	11,450	20	2
0	-	-	38	170	-76	38	170	-76
1,786	17	1	1,438	100	-15	3,224	43	-6
322	81	-6	1,672	-19	-22	1,995	-11	-20
1,336	-14	-7	189	123	-28	1,525	-7	-10
849	43	47	200	71	55	1,049	48	48
466	11	10	548	12	15	1,014	11	12
367	39	-4	404	145	-33	771	79	-22
27	-36	-42	765	-7	-10	792	-8	-12
0	-	-	36	57	-53	36	57	-53
869			215			1,083		

5,472	21	24	1,065	103	-12	6,537	30	16
0	-	-	30	115	-59	30	115	-59
1,667	17	2	295	142	-29	1,963	27	-4
322	82	-6	151	103	-55	473	88	-30
1,308	-14	-4	31	338	-33	1,339	-13	-5
812	38	41	187	60	45	999	42	42
465	10	11	15	-69	-83	479	2	-5
2	-52	-89	203	732	87	205	627	63
27	-36	-42	0	-	-	27	-45	-52
0	-	-	12	-50	-65	12	-50	-65
869			202			1,070		

#### 12-months ending March

Volume (tonnes swt)	Chilled		Frozen		Total	
	12-months ending March	Y-O-Y % chg.	12-months ending March	Y-O-Y % chg.	12-months ending March	Y-O-Y % chg.
Middle East	5,897	-12	36,434	-10	42,330	-11
Nth Africa	0		314	-69	314	-69
UAE	926	1	6,810	-21	7,737	-19
Saudi Arabia	13	-39	14,129	11	14,142	11
Qatar	776	208	971	-52	1,746	-24
Jordan	93	11	568	5	661	6
Kuwait	135	337	3,670	-19	3,804	-17
Bahrain	3,804	-30	2,235	-7	6,039	-23
Oman	1	-82	6,450	-20	6,451	-20
Egypt	0		736	-24	736	-24
Other	149		1,179		1,328	

#### Calendar year-to-March

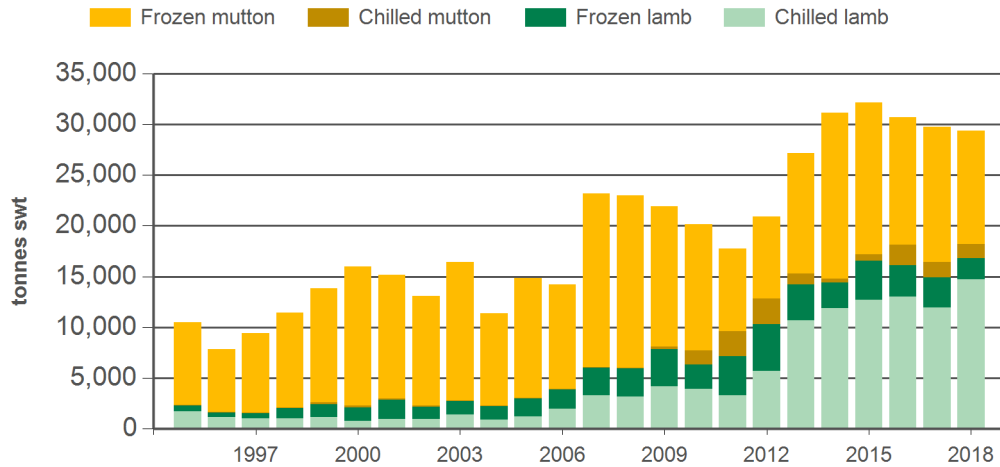
Chilled		Frozen		Total	
2018 YTD	Y-O-Y % chg.	2018 YTD	Y-O-Y % chg.	2018 YTD	Y-O-Y % chg.
1,383	-9	11,166	-15	12,549	-15
0	-	8	-94	8	-94
300	16	2,090	-34	2,390	-30
1	-81	5,044	4	5,045	4
79	-48	285	-20	363	-28
62	564	13	-	75	704
2	-89	1,169	-33	1,171	-33
939	-13	418	-55	1,357	-32
0	-	2,092	-2	2,092	-2
0	-	25	-45	25	-45
0		38		38	

#### Month of March

Chilled			Frozen			Total		
2018 March	M-O-M % chg.	Y-O-Y % chg.	2018 March	M-O-M % chg.	Y-O-Y % chg.	2018 March	M-O-M % chg.	Y-O-Y % chg.
549	36	-5	4,365	7	-14	4,914	10	-13
0	-	-	8	-	-91	8	-	-91
119	16	-6	1,143	91	-10	1,261	80	-9
0	-96	-96	1,521	-24	-16	1,521	-24	-16
28	-16	-63	159	103	-26	186	68	-36
37	592	768	13	-	-	50	837	1,076
1	460	-79	533	21	36	534	21	35
365	40	0	201	43	-59	566	41	-34
0	-	-	765	-6	-9	765	-6	-9
0	-	-	25	-	-45	25	-	-45
0			13			13		

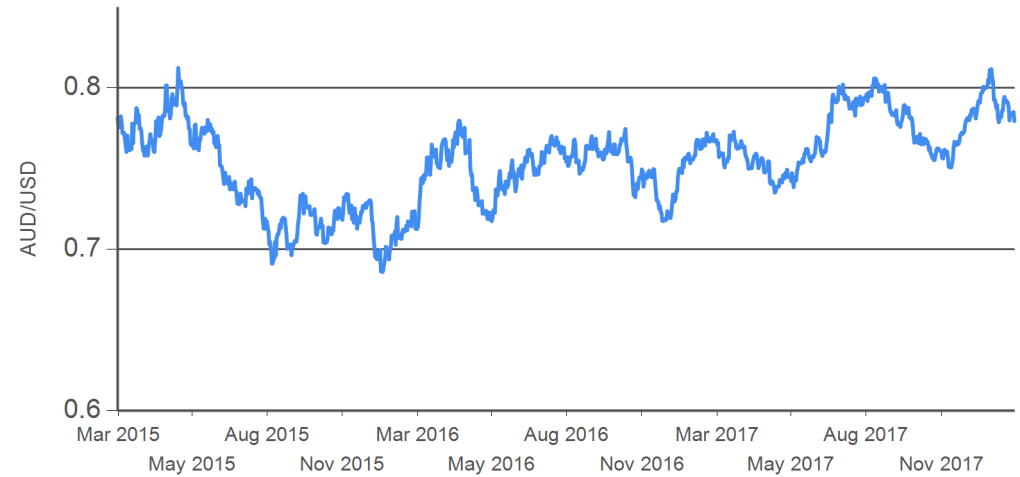
Source: DAWR. SWT = Shipped weight. YTD = Calendar year-to-March. Y-O-Y = Year-on-year. M-O-M = Month-on-month. MENA = Middle East & North African countries. For further information email [marketinfo@mla.com.au](mailto:marketinfo@mla.com.au).

#### Year-to-March sheepmeat exports to MENA



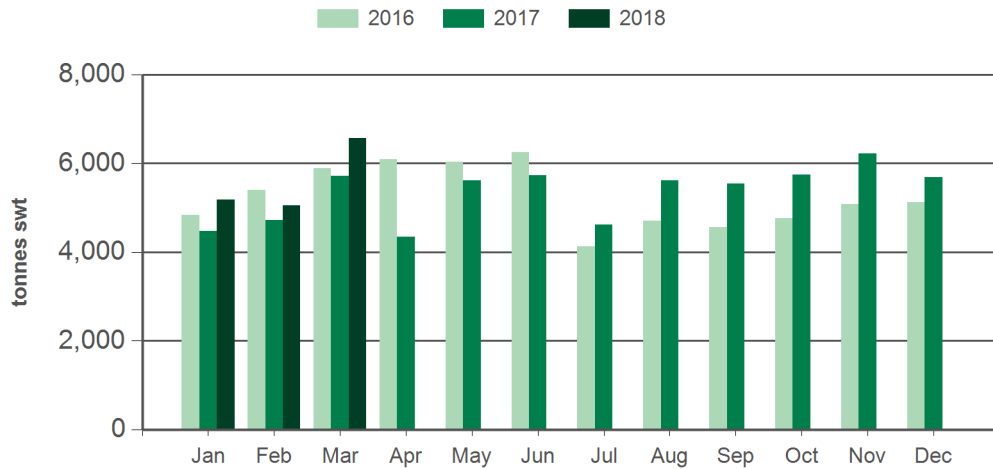
Source: DAWR, Prepared by MLA

#### AUD/USD



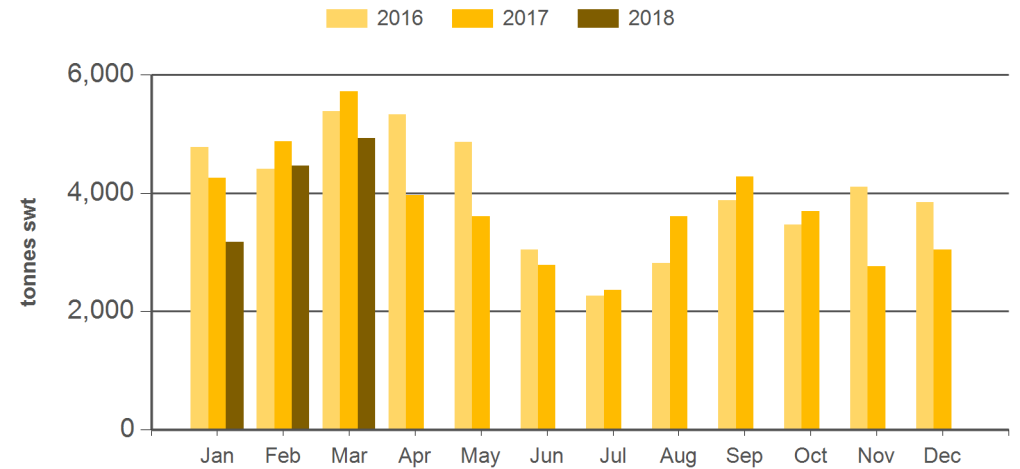
Source: xe.com, Prepared by MLA

#### Monthly lamb exports to MENA



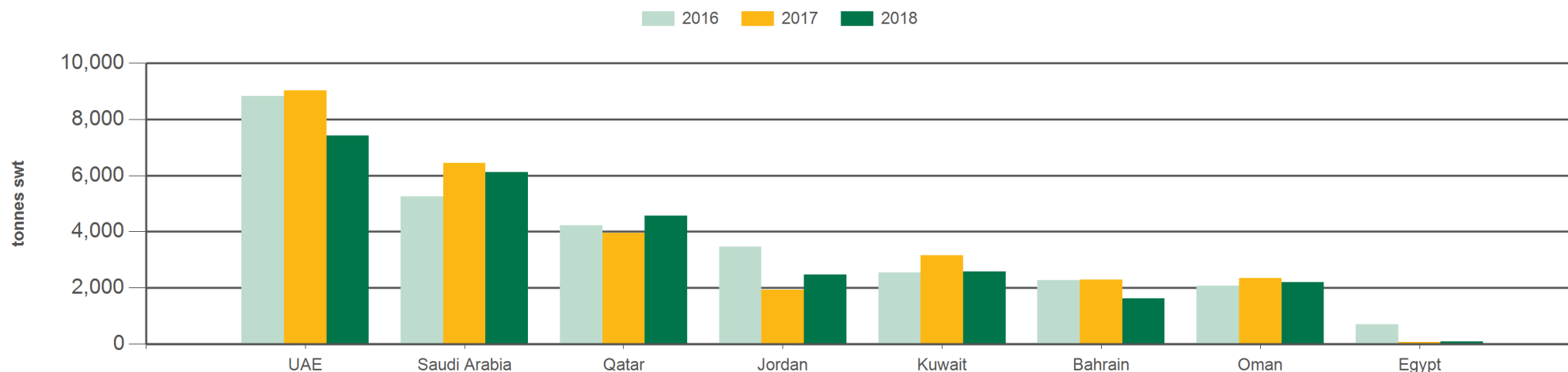
Source: DAWR, Prepared by MLA

#### Monthly mutton exports to MENA



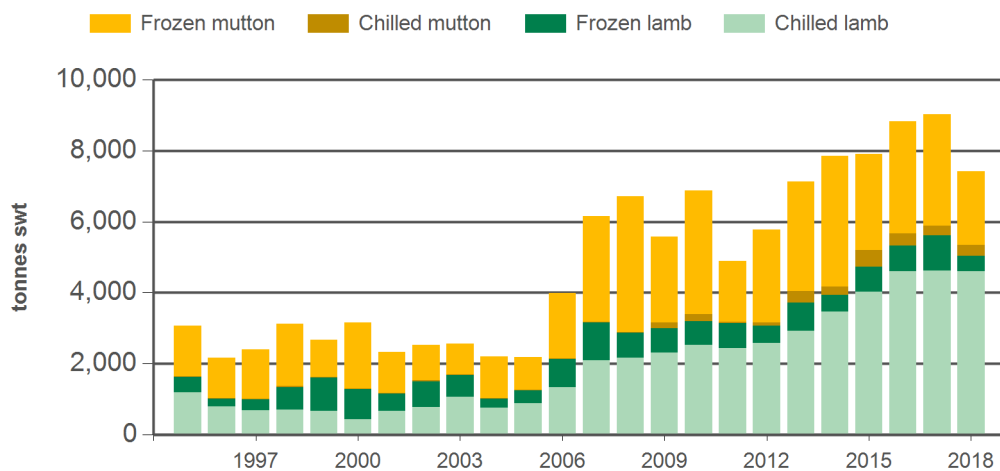
Source: DAWR, Prepared by MLA

### Year-to-March sheepmeat exports



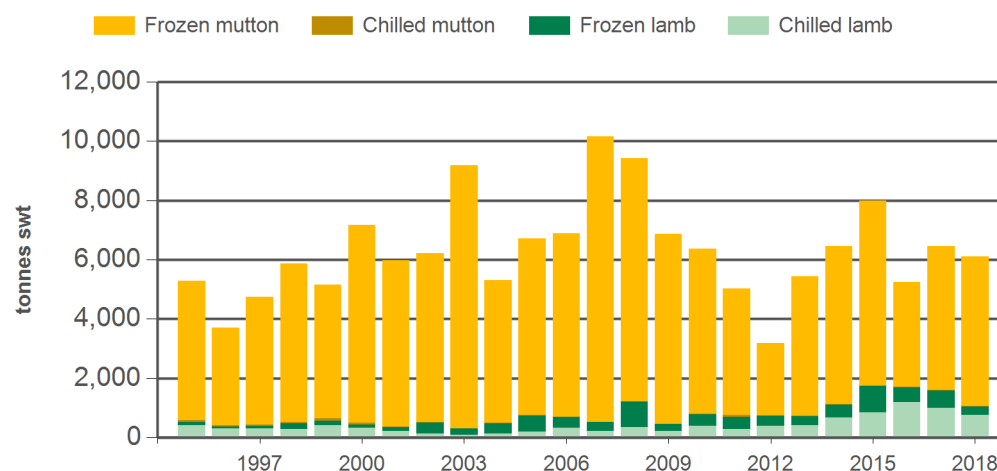
Source: DAWR, Prepared by MLA

### Year-to-March sheepmeat exports to the UAE



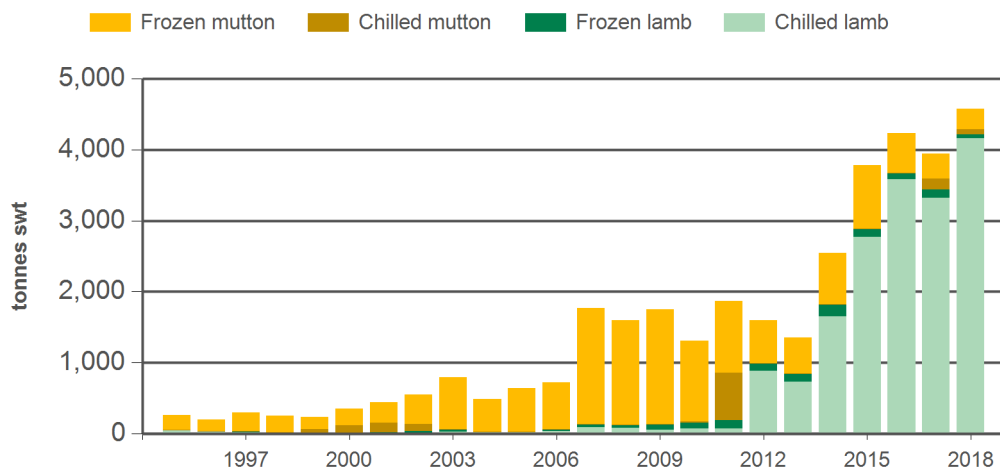
Source: DAWR, Prepared by MLA

### Year-to-March sheepmeat exports to Saudi Arabia



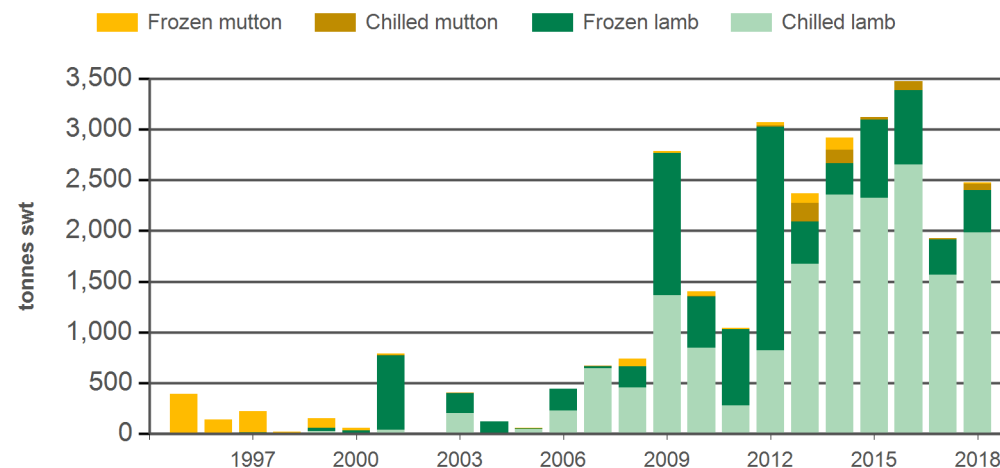
Source: DAWR, Prepared by MLA

#### Year-to-March sheepmeat exports to Qatar



Source: DAWR, Prepared by MLA

#### Year-to-March sheepmeat exports to Jordan



Source: DAWR, Prepared by MLA

#### Historical sheepmeat exports - Calendar year totals

Volume (tonnes swt)	2003	2004	2005	2006	2007	2008	2009	2010	2011	2012	2013	2014	2015	2016	2017	2018 YTD	Y-O-Y % chg.
Middle East	41,997	39,408	50,104	60,776	70,878	76,106	87,919	79,551	74,542	98,523	100,688	117,080	117,294	109,016	108,247	29,316	-1
Nth Africa	3,766	12,206	8,148	7,406	7,178	9,019	5,072	1,729	801	3,901	4,979	5,097	2,660	2,000	737	53	-76
UAE	9,825	9,801	12,069	19,635	22,760	26,159	25,601	23,346	21,373	24,331	26,128	30,067	28,980	30,533	28,806	7,426	-18
Saudi Arabia	23,366	22,523	26,298	27,112	25,063	23,513	23,813	14,986	15,571	16,620	16,544	23,664	23,515	18,117	19,464	6,110	-5
Qatar	2,687	2,247	3,278	4,650	6,560	6,698	5,903	5,013	6,157	8,461	7,981	12,798	16,760	18,254	16,963	4,574	16
Jordan	1,136	324	1,291	1,973	3,484	5,264	13,456	8,722	9,539	13,972	13,801	15,714	15,631	12,956	10,967	2,476	29
Kuwait	2,558	2,828	4,470	4,456	7,128	7,190	9,880	5,356	5,924	8,732	9,126	8,955	9,561	8,291	9,686	2,589	-18
Bahrain	211	105	64	82	111	144	1,160	5,937	7,385	9,643	13,363	11,987	8,040	8,444	7,423	1,628	-29
Other	5,979	13,787	10,783	10,273	12,950	16,158	13,178	17,920	9,394	20,666	18,724	18,992	17,467	14,422	15,677	4,566	

Source: DAWR. SWT = Shipped weight. YTD = Calendar year-to-March. Y-O-Y = Year-on-year. For further information email [marketinfo@mla.com.au](mailto:marketinfo@mla.com.au).