

12-months ending December

Volume (tonnes swt)	Chilled		Frozen		Total	
	12-months ending December	Y-O-Y % chg.	12-months ending December	Y-O-Y % chg.	12-months ending December	Y-O-Y % chg.
Middle East	73,543	24	47,038	-3	120,581	11
Nth Africa	0		234	-68	234	-68
UAE	18,908	2	10,892	7	29,800	3
Saudi Arabia	2,553	-17	13,891	-15	16,443	-16
Qatar	23,088	48	1,460	9	24,548	45
Jordan	7,889	2	2,486	-23	10,375	-5
Kuwait	5,995	21	5,109	8	11,103	15
Bahrain	3,497	-15	2,481	-25	5,978	-19
Oman	441	-7	7,536	14	7,976	13
Iran	11,165	125	0	-100	11,165	122
Other	8		3,418		3,426	

Calendar year-to-December

Chilled		Frozen		Total	
2018 YTD	Y-O-Y % chg.	2018 YTD	Y-O-Y % chg.	2018 YTD	Y-O-Y % chg.
73,543	24	47,038	-3	120,581	11
0	-	234	-68	234	-68
18,908	2	10,892	7	29,800	3
2,553	-17	13,891	-15	16,443	-16
23,088	48	1,460	9	24,548	45
7,889	2	2,486	-23	10,375	-5
5,995	21	5,109	8	11,103	15
3,497	-15	2,481	-25	5,978	-19
441	-7	7,536	14	7,976	13
11,165	125	0	-	11,165	122
8		3,418		3,426	

Month of December

Chilled			Frozen			Total		
2018 December	M-O-M % chg.	Y-O-Y % chg.	2018 December	M-O-M % chg.	Y-O-Y % chg.	2018 December	M-O-M % chg.	Y-O-Y % chg.
5,364	-19	1	3,460	-1	2	8,823	-13	1
0	-	-	25	-32	90	25	-32	90
1,757	-5	3	717	-4	23	2,474	-5	8
220	-20	-18	732	14	-51	952	4	-46
1,996	-16	95	182	16	99	2,177	-14	95
387	10	-25	178	19	8	566	13	-17
526	-28	15	404	-25	139	930	-27	49
183	-21	-41	191	1	17	374	-11	-21
56	21	-3	924	12	56	979	13	50
239	-68	-76	0	-	-	239	-68	-76
0			157			157		

Middle East	65,562	23	9,174	-10	74,737	17
Nth Africa	0		214	-27	214	-27
UAE	17,657	0	2,812	19	20,469	2
Saudi Arabia	2,551	-16	1,822	-26	4,373	-21
Qatar	20,440	38	332	12	20,772	38
Jordan	7,785	1	1,785	-34	9,570	-8
Kuwait	5,591	16	356	-26	5,946	12
Bahrain	105	-44	439	-20	544	-26
Oman	412	-13	61	-32	473	-16
Iran	11,017	129	0		11,017	129
Other	4		1,781		1,785	

65,562	23	9,174	-10	74,737	17
0	-	214	-27	214	-27
17,657	0	2,812	19	20,469	2
2,551	-16	1,822	-26	4,373	-21
20,440	38	332	12	20,772	38
7,785	1	1,785	-34	9,570	-8
5,591	16	356	-26	5,946	12
105	-44	439	-20	544	-26
412	-13	61	-32	473	-16
11,017	129	0	-	11,017	129
4		1,781		1,785	

4,957	-18	1	555	-4	-29	5,512	-17	-3
0	-	-	25	-32	90	25	-32	90
1,660	-4	3	144	-20	-34	1,804	-5	-2
220	-20	-17	137	77	-13	357	1	-16
1,994	-16	104	22	-15	-49	2,016	-16	98
387	11	-25	168	12	2	555	11	-18
466	-21	3	8	-79	210	473	-24	4
16	60	71	1	-92	-99	17	-32	-84
56	21	-3	5	-	107	61	33	2
159	-77	-84	0	-	-	159	-77	-84
0			95			95		

12-months ending December

Volume (tonnes swt)	Chilled		Frozen		Total	
	12-months ending December	Y-O-Y % chg.	12-months ending December	Y-O-Y % chg.	12-months ending December	Y-O-Y % chg.
Middle East	7,981	32	37,864	-2	45,845	3
Nth Africa	0		21	-95	21	-95
UAE	1,250	41	8,081	3	9,331	7
Saudi Arabia	2	-91	12,069	-13	12,070	-13
Qatar	2,648	212	1,128	8	3,776	100
Jordan	104	161	701	26	805	35
Kuwait	404	173	4,753	12	5,157	17
Bahrain	3,392	-14	2,042	-26	5,434	-19
Oman	28	4,203	7,475	15	7,503	15
Iran	148	1	0	-100	148	-32
Other	4		1,637		1,642	

Calendar year-to-December

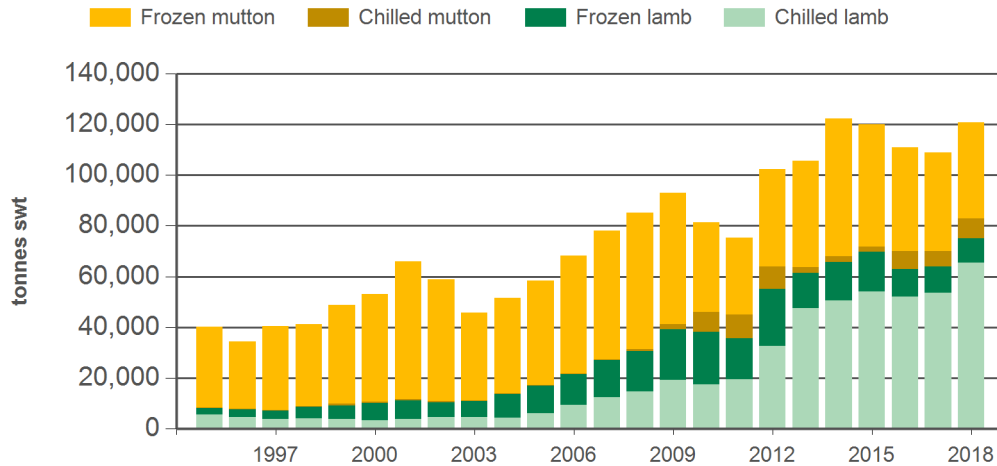
Chilled		Frozen		Total	
2018 YTD	Y-O-Y % chg.	2018 YTD	Y-O-Y % chg.	2018 YTD	Y-O-Y % chg.
7,981	32	37,864	-2	45,845	3
0	-	21	-95	21	-95
1,250	41	8,081	3	9,331	7
2	-91	12,069	-13	12,070	-13
2,648	212	1,128	8	3,776	100
104	161	701	26	805	35
404	173	4,753	12	5,157	17
3,392	-14	2,042	-26	5,434	-19
28	4,203	7,475	15	7,503	15
148	1	0	-	148	-32
4		1,637		1,642	

Month of December

Chilled			Frozen			Total		
2018 December	M-O-M % chg.	Y-O-Y % chg.	2018 December	M-O-M % chg.	Y-O-Y % chg.	2018 December	M-O-M % chg.	Y-O-Y % chg.
406	-28	-7	2,905	0	11	3,311	-5	9
0	-	-	0	-	-	0	-	-
97	-26	19	573	1	56	670	-4	49
0	-	-96	595	5	-56	595	5	-56
2	-74	-96	160	22	234	162	17	68
0	-	-	11	-	-	11	650	170
60	-56	2,908	396	-21	138	456	-29	171
167	-25	-44	190	9	181	357	-10	-3
0	-	-	918	12	55	918	11	55
80	19	-	0	-	-	80	19	-
0			62			62		

Source: DAWR. SWT = Shipped weight. YTD = Calendar year-to-December. Y-O-Y = Year-on-year. M-O-M = Month-on-month. MENA = Middle East & North African countries. For further information email marketinfo@mla.com.au.

Year-to-December sheepmeat exports to MENA



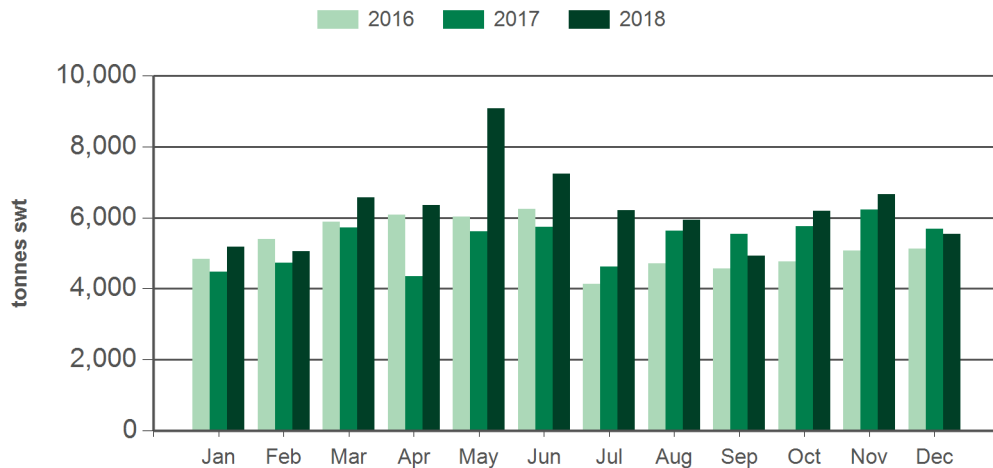
Source: DAWR, Prepared by MLA

AUD/USD



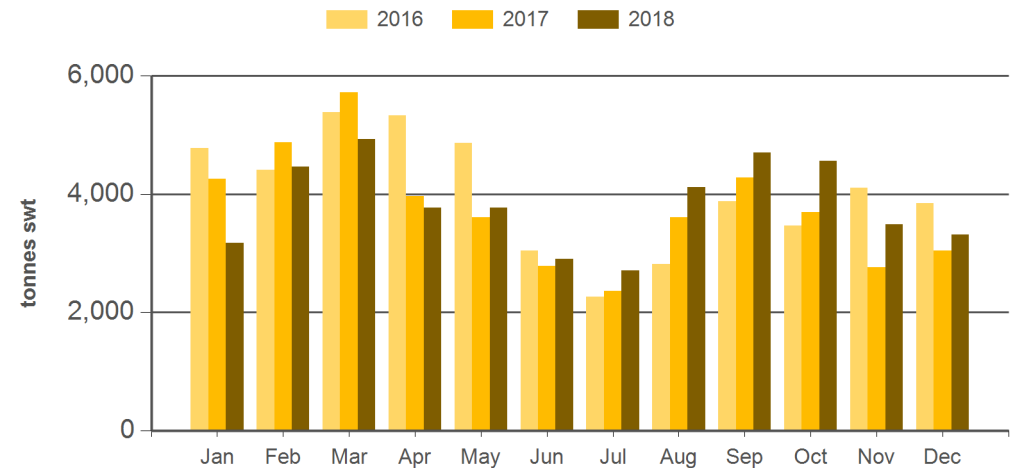
Source: xe.com, Prepared by MLA

Monthly lamb exports to MENA



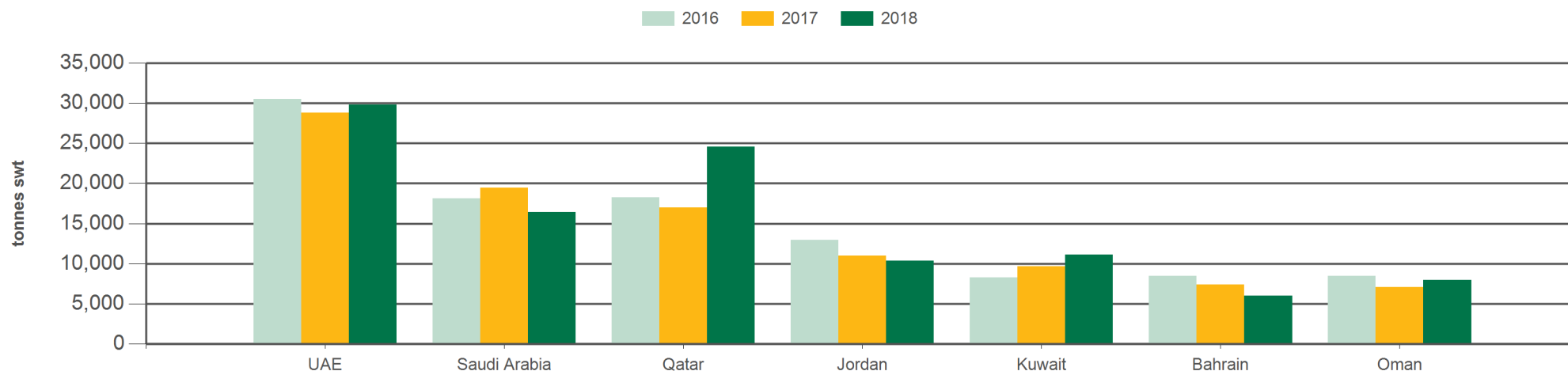
Source: DAWR, Prepared by MLA

Monthly mutton exports to MENA



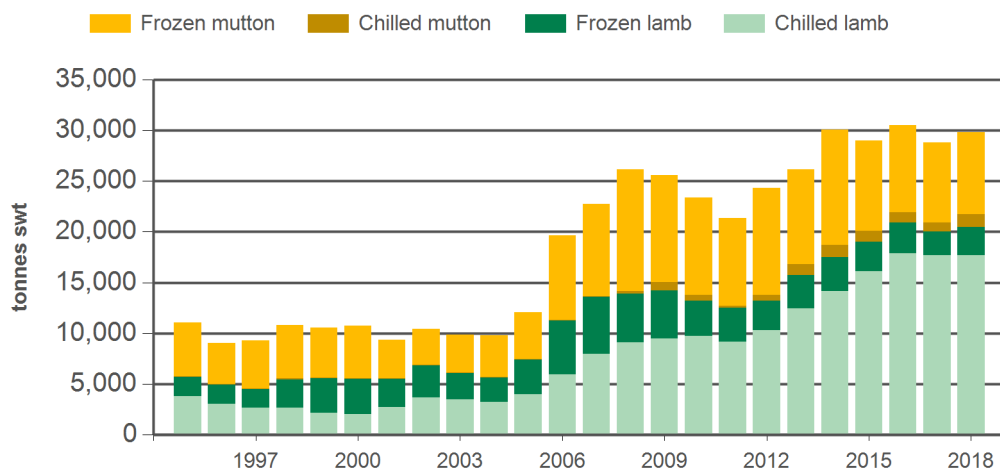
Source: DAWR, Prepared by MLA

Year-to-December sheepmeat exports



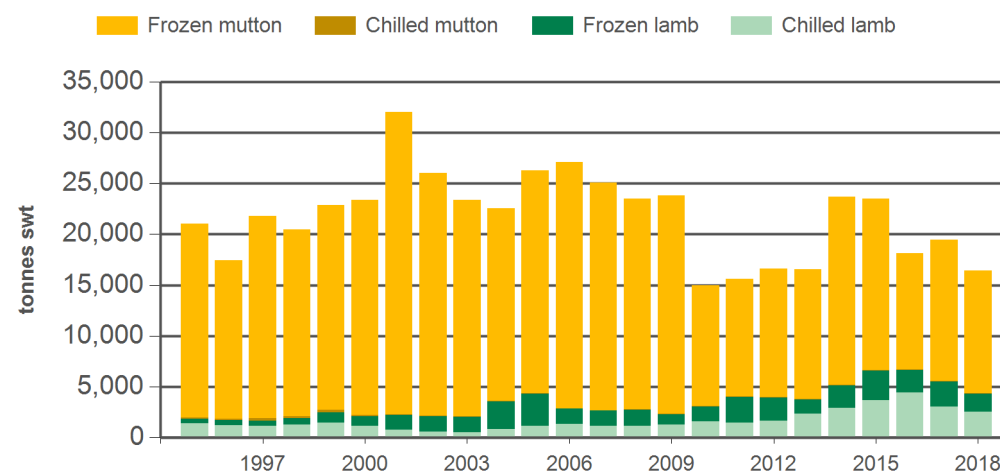
Source: DAWR, Prepared by MLA

Year-to-December sheepmeat exports to the UAE



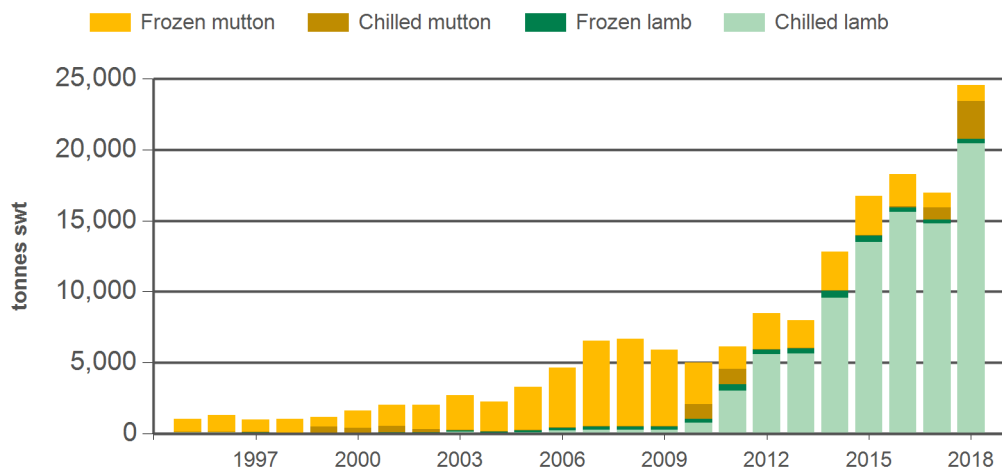
Source: DAWR, Prepared by MLA

Year-to-December sheepmeat exports to Saudi Arabia



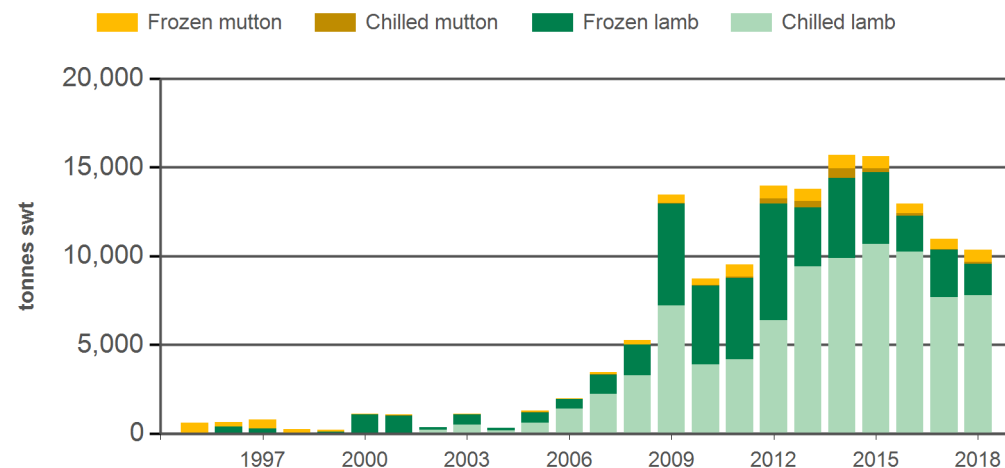
Source: DAWR, Prepared by MLA

Year-to-December sheepmeat exports to Qatar



Source: DAWR, Prepared by MLA

Year-to-December sheepmeat exports to Jordan



Source: DAWR, Prepared by MLA

Historical sheepmeat exports - Calendar year totals

Volume (tonnes swt)	2003	2004	2005	2006	2007	2008	2009	2010	2011	2012	2013	2014	2015	2016	2017	2018 YTD	Y-O-Y % chg.
Middle East	41,997	39,408	50,104	60,776	70,878	76,106	87,919	79,551	74,542	98,523	100,688	117,080	117,294	109,016	108,247	120,581	11
Nth Africa	3,766	12,206	8,148	7,406	7,178	9,019	5,072	1,729	801	3,901	4,979	5,097	2,660	2,000	737	234	-68
UAE	9,825	9,801	12,069	19,635	22,760	26,159	25,601	23,346	21,373	24,331	26,128	30,067	28,980	30,533	28,806	29,800	3
Saudi Arabia	23,366	22,523	26,298	27,112	25,063	23,513	23,813	14,986	15,571	16,620	16,544	23,664	23,515	18,117	19,464	16,443	-16
Qatar	2,687	2,247	3,278	4,650	6,560	6,698	5,903	5,013	6,157	8,461	7,981	12,798	16,760	18,254	16,963	24,548	45
Jordan	1,136	324	1,291	1,973	3,484	5,264	13,456	8,722	9,539	13,972	13,801	15,714	15,631	12,956	10,967	10,375	-5
Kuwait	2,558	2,828	4,470	4,456	7,128	7,190	9,880	5,356	5,924	8,732	9,126	8,955	9,561	8,291	9,686	11,103	15
Bahrain	211	105	64	82	111	144	1,160	5,937	7,385	9,643	13,363	11,987	8,040	8,444	7,423	5,978	-19
Other	5,979	13,787	10,783	10,273	12,950	16,158	13,178	17,920	9,394	20,666	18,724	18,992	17,467	14,422	15,677	22,568	

Source: DAWR. SWT = Shipped weight. YTD = Calendar year-to-December. Y-O-Y = Year-on-year. For further information email marketinfo@mla.com.au.