

#### 12-months ending January

Volume (tonnes swt)	Chilled		Frozen		Total	
	12-months ending January	Y-O-Y % chg.	12-months ending January	Y-O-Y % chg.	12-months ending January	Y-O-Y % chg.
Middle East	74,768	24	47,805	1	122,573	14
Nth Africa	0		273	-60	273	-60
UAE	19,058	2	11,327	19	30,385	8
Saudi Arabia	2,511	-16	13,289	-20	15,800	-19
TOTAL						
Qatar	23,803	49	1,566	25	25,369	47
Jordan	7,680	-2	2,614	-18	10,294	-7
Kuwait	6,087	21	5,386	25	11,474	23
Bahrain	3,437	-14	2,689	-17	6,126	-15
Oman	450	0	7,744	22	8,194	20
Iran	11,731	112	0	-100	11,731	109
Other	10		3,462		3,472	

#### Calendar year-to-January

Chilled		Frozen		Total	
2019 YTD	Y-O-Y % chg.	2019 YTD	Y-O-Y % chg.	2019 YTD	Y-O-Y % chg.
6,392	24	3,954	24	10,346	24
0	-	39	-	39	-
1,728	10	809	116	2,537	30
212	-16	1,018	-37	1,231	-34
2,059	53	169	168	2,228	58
396	-35	240	115	635	-11
536	21	500	125	1,036	56
255	-19	320	185	576	35
53	22	720	41	773	39
1,152	97	0	-	1,152	97
1		217		218	

#### Month of January

Chilled			Frozen			Total		
2019 January	M-O-M % chg.	Y-O-Y % chg.	2019 January	M-O-M % chg.	Y-O-Y % chg.	2019 January	M-O-M % chg.	Y-O-Y % chg.
6,392	19	24	3,954	14	24	10,346	17	24
0	-	-	39	57	-	39	57	-
1,728	-2	10	809	13	116	2,537	3	30
212	-3	-16	1,018	39	-37	1,231	29	-34
2,059	3	53	169	-7	168	2,228	2	58
396	2	-35	240	34	115	635	12	-11
536	2	21	500	24	125	1,036	11	56
255	40	-19	320	67	185	576	54	35
53	-4	22	720	-22	41	773	-21	39
1,152	382	97	0	-	-	1,152	382	97
1			217			218		

Middle East	66,676	22	9,362	-6	76,039	18
Nth Africa	0		214	-27	214	-27
UAE	17,809	0	2,895	35	20,703	4
Saudi Arabia	2,509	-15	1,890	-23	4,400	-19
LAMB						
Qatar	21,172	39	362	41	21,533	39
Jordan	7,595	-2	1,914	-28	9,508	-9
Kuwait	5,626	16	361	-22	5,986	12
Bahrain	114	-29	410	-30	523	-30
Oman	422	-6	63	-23	484	-9
Iran	11,426	112	0		11,426	112
Other	5		1,683		1,688	

5,850	24	637	42	6,487	25
0	-	0	-	0	-
1,650	10	108	332	1,758	15
212	-16	155	79	367	8
2,056	55	45	194	2,101	57
396	-32	240	115	635	-9
477	8	33	18	510	8
10	421	6	-82	17	-55
53	22	2	-	54	25
994	70	0	-	994	70
1		50		51	

5,850	18	24	637	15	42	6,487	18	25
0	-	-	0	-100	-	0	-100	-
1,650	-1	10	108	-25	332	1,758	-3	15
212	-3	-16	155	13	79	367	3	8
2,056	3	55	45	102	194	2,101	4	57
396	2	-32	240	43	115	635	14	-9
477	2	8	33	326	18	510	8	8
10	-35	421	6	395	-82	17	-2	-55
53	-5	22	2	-71	-	54	-10	25
994	526	70	0	-	-	994	526	70
1			50			51		

#### 12-months ending January

Volume (tonnes swt)	Chilled		Frozen		Total	
	12-months ending January	Y-O-Y % chg.	12-months ending January	Y-O-Y % chg.	12-months ending January	Y-O-Y % chg.
Middle East	8,091	36	38,443	3	46,534	7
Nth Africa	0		60	-85	60	-85
UAE	1,249	38	8,433	14	9,682	17
Saudi Arabia	2	-91	11,399	-19	11,401	-20
Qatar	2,632	216	1,204	21	3,836	110
Jordan	85	48	701	26	785	28
Kuwait	462	212	5,026	30	5,487	37
Bahrain	3,323	-14	2,279	-14	5,603	-14
Oman	29	4,234	7,681	22	7,710	23
Iran	306	110	0	-100	306	41
Other	4		1,779		1,784	

#### Calendar year-to-January

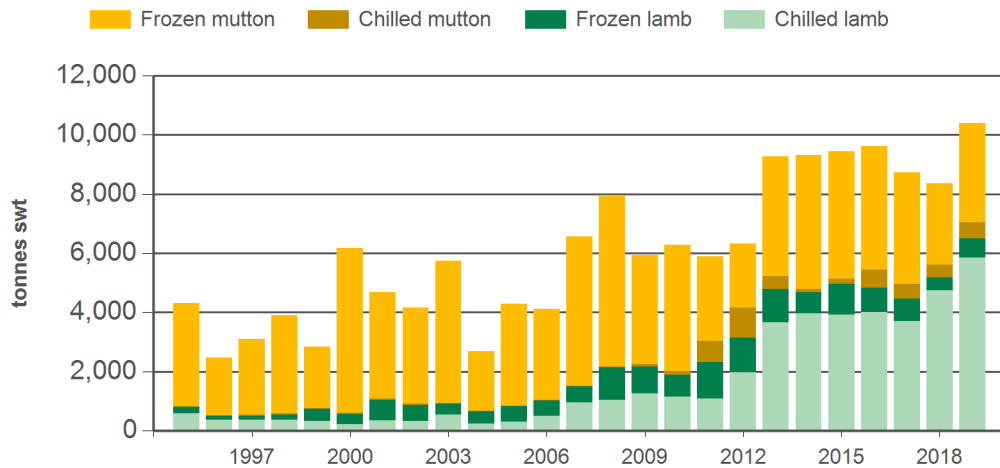
Chilled		Frozen		Total	
2019 YTD	Y-O-Y % chg.	2019 YTD	Y-O-Y % chg.	2019 YTD	Y-O-Y % chg.
542	26	3,317	21	3,859	22
0	-	39	-	39	-
78	-1	701	101	779	82
0	1	864	-44	864	-44
2	-89	124	160	126	90
0	-	0	-	0	-
59	11,174	467	140	526	169
245	-22	314	310	559	43
0	-	719	40	719	40
158	-	0	-	158	-
0		167		167	

#### Month of January

Chilled			Frozen			Total		
2019 January	M-O-M % chg.	Y-O-Y % chg.	2019 January	M-O-M % chg.	Y-O-Y % chg.	2019 January	M-O-M % chg.	Y-O-Y % chg.
542	33	26	3,317	14	21	3,859	17	22
0	-	-	39	-	-	39	-	-
78	-19	-1	701	22	101	779	16	82
0	28	1	864	45	-44	864	45	-44
2	-1	-89	124	-22	160	126	-22	90
0	-	-	0	-	-	0	-	-
59	-3	11,174	467	18	140	526	15	169
245	47	-22	314	65	310	559	56	43
0	-	-	719	-22	40	719	-22	40
158	97	-	0	-	-	158	97	-
0			167			167		

Source: DAWR. SWT = Shipped weight. YTD = Calendar year-to-January. Y-O-Y = Year-on-year. M-O-M = Month-on-month. MENA = Middle East & North African countries. For further information email [marketinfo@mla.com.au](mailto:marketinfo@mla.com.au).

#### Year-to-January sheepmeat exports to MENA



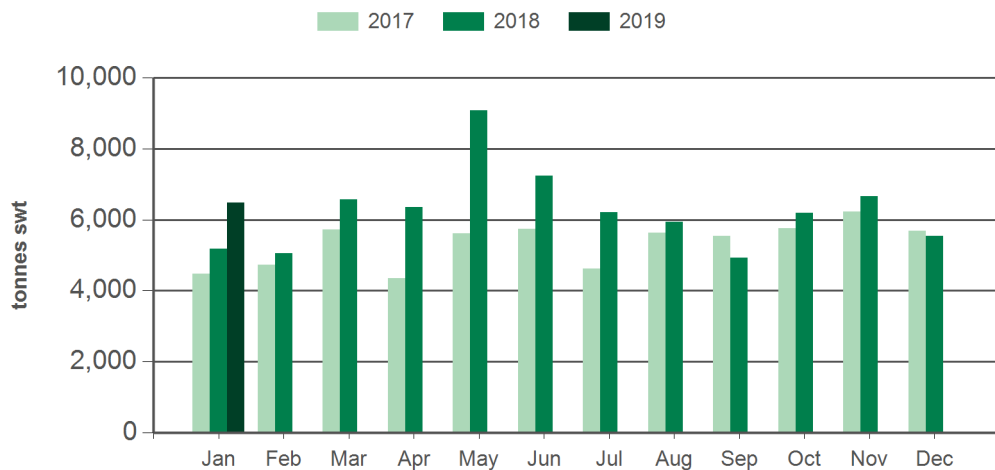
Source: DAWR, Prepared by MLA

#### AUD/USD



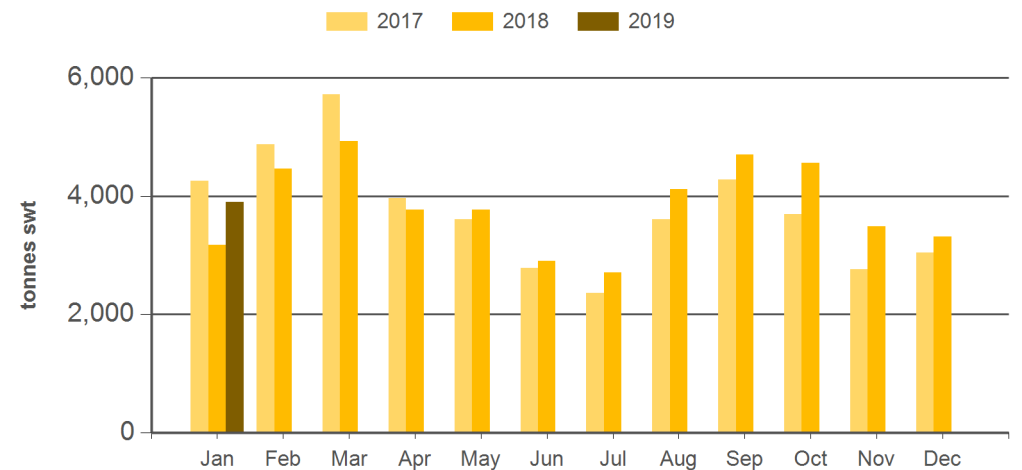
Source: xe.com, Prepared by MLA

#### Monthly lamb exports to MENA



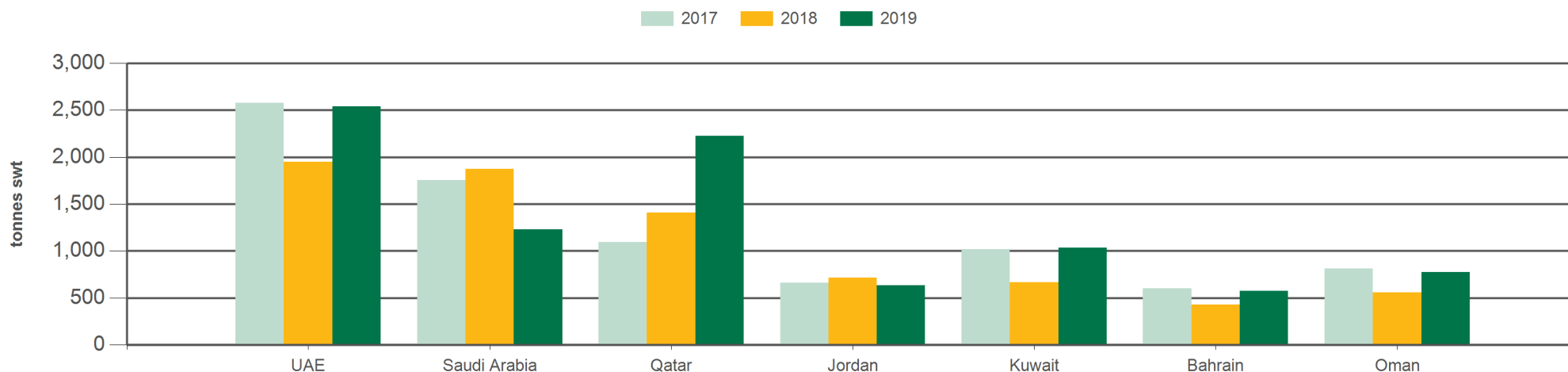
Source: DAWR, Prepared by MLA

#### Monthly mutton exports to MENA



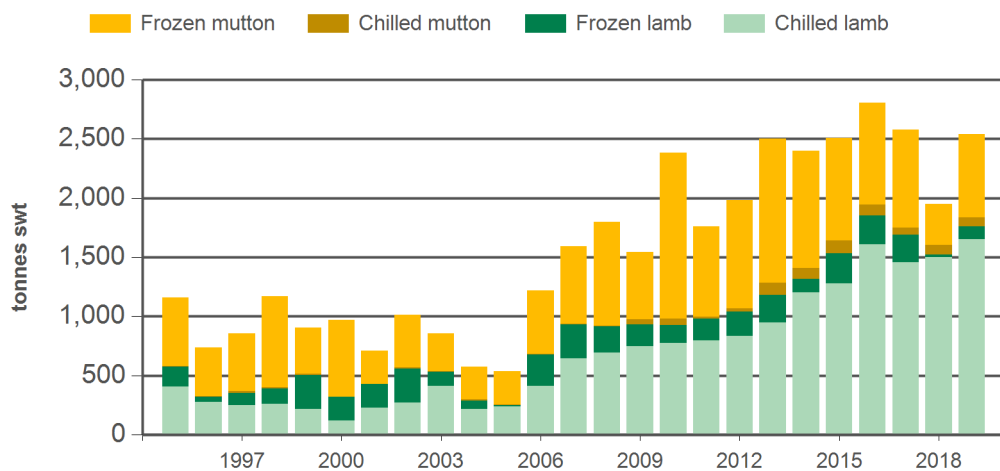
Source: DAWR, Prepared by MLA

#### Year-to-January sheepmeat exports



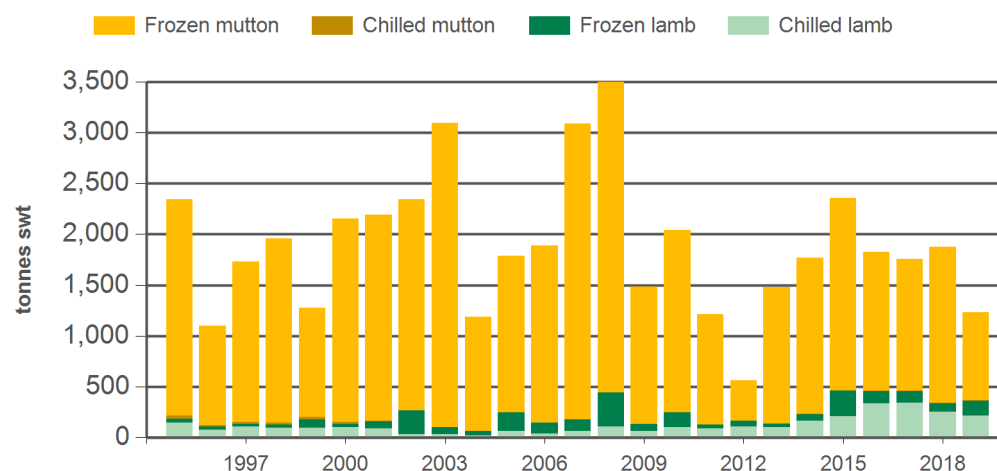
Source: DAWR, Prepared by MLA

#### Year-to-January sheepmeat exports to the UAE



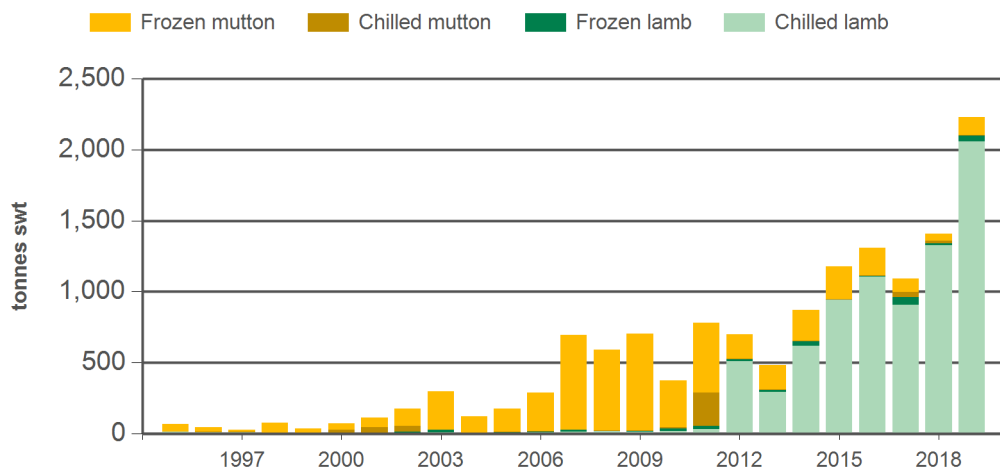
Source: DAWR, Prepared by MLA

#### Year-to-January sheepmeat exports to Saudi Arabia



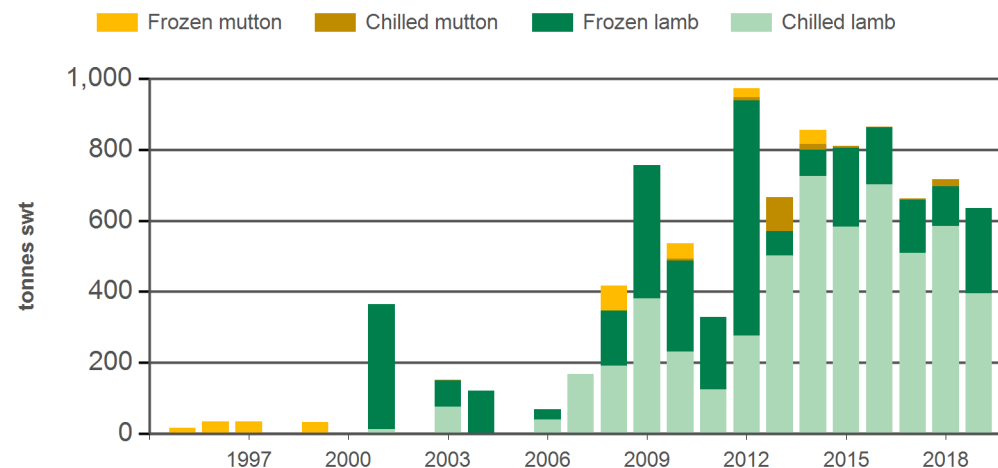
Source: DAWR, Prepared by MLA

#### Year-to-January sheepmeat exports to Qatar



Source: DAWR, Prepared by MLA

#### Year-to-January sheepmeat exports to Jordan



Source: DAWR, Prepared by MLA

#### Historical sheepmeat exports - Calendar year totals

Volume (tonnes swt)	2004	2005	2006	2007	2008	2009	2010	2011	2012	2013	2014	2015	2016	2017	2018	2019 YTD	Y-O-Y % chg.
Middle East	39,408	50,104	60,776	70,878	76,106	87,919	79,551	74,542	98,523	100,688	117,080	117,294	109,016	108,247	120,581	10,346	24
Nth Africa	12,206	8,148	7,406	7,178	9,019	5,072	1,729	801	3,901	4,979	5,097	2,660	2,000	737	234	39	-
UAE	9,801	12,069	19,635	22,760	26,159	25,601	23,346	21,373	24,331	26,128	30,067	28,980	30,533	28,806	29,800	2,537	30
Saudi Arabia	22,523	26,298	27,112	25,063	23,513	23,813	14,986	15,571	16,620	16,544	23,664	23,515	18,117	19,464	16,443	1,231	-34
Qatar	2,247	3,278	4,650	6,560	6,698	5,903	5,013	6,157	8,461	7,981	12,798	16,760	18,254	16,963	24,548	2,228	58
Jordan	324	1,291	1,973	3,484	5,264	13,456	8,722	9,539	13,972	13,801	15,714	15,631	12,956	10,967	10,375	635	-11
Kuwait	2,828	4,470	4,456	7,128	7,190	9,880	5,356	5,924	8,732	9,126	8,955	9,561	8,291	9,686	11,103	1,036	56
Bahrain	105	64	82	111	144	1,160	5,937	7,385	9,643	13,363	11,987	8,040	8,444	7,423	5,978	576	35
Other	13,787	10,783	10,273	12,950	16,158	13,178	17,920	9,394	20,666	18,724	18,992	17,467	14,422	15,677	22,568	2,143	

Source: DAWR. SWT = Shipped weight. YTD = Calendar year-to-January. Y-O-Y = Year-on-year. For further information email [marketinfo@mla.com.au](mailto:marketinfo@mla.com.au).