

#### 12-months ending December

Volume (tonnes swt)	Chilled		Frozen		Total	
	12-months ending December	Y-O-Y % chg.	12-months ending December	Y-O-Y % chg.	12-months ending December	Y-O-Y % chg.
Total	309,262	4	919,706	11	1,228,968	9
US	66,826	5	184,997	11	251,822	9
Japan	124,598	-3	162,898	-13	287,497	-9
South Korea	32,268	-12	130,076	-3	162,344	-5
China	29,849	117	270,284	81	300,133	84
Canada	1,117	-20	12,879	-40	13,997	-39
Taiwan	5,663	17	22,578	-8	28,241	-4
Indonesia	4,587	9	53,050	0	57,637	1
Philippines	886	1	24,958	-31	25,844	-30
EU	13,398	-10	660	-20	14,058	-10
Saudi Arabia	3,573	13	8,923	47	12,496	35
Malaysia	2,294	2	7,692	-10	9,986	-8
UAE	5,304	2	3,535	0	8,839	1
Singapore	4,317	5	2,019	1	6,336	4
Hong Kong	3,668	-1	1,157	-57	4,825	-24
Thailand	1,825	-5	4,896	10	6,721	5
Other	9,089		29,102		38,190	

#### Calendar year-to-December

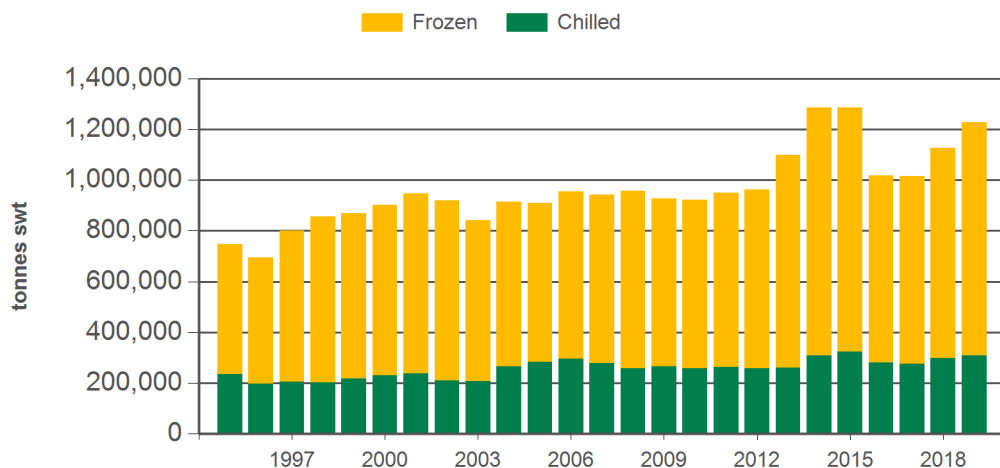
Chilled		Frozen		Total	
2019 YTD	Y-O-Y % chg.	2019 YTD	Y-O-Y % chg.	2019 YTD	Y-O-Y % chg.
309,262	4	919,706	11	1,228,968	9
66,826	5	184,997	11	251,822	9
124,598	-3	162,898	-13	287,497	-9
32,268	-12	130,076	-3	162,344	-5
29,849	117	270,284	81	300,133	84
1,117	-20	12,879	-40	13,997	-39
5,663	17	22,578	-8	28,241	-4
4,587	9	53,050	0	57,637	1
886	1	24,958	-31	25,844	-30
13,398	-10	660	-20	14,058	-10
3,573	13	8,923	47	12,496	35
2,294	2	7,692	-10	9,986	-8
5,304	2	3,535	0	8,839	1
4,317	5	2,019	1	6,336	4
3,668	-1	1,157	-57	4,825	-24
1,825	-5	4,896	10	6,721	5
9,089		29,102		38,190	

#### Month of December

Chilled			Frozen			Total		
2019 December	M-O-M % chg.	Y-O-Y % chg.	2019 December	M-O-M % chg.	Y-O-Y % chg.	2019 December	M-O-M % chg.	Y-O-Y % chg.
27,967	10	17	87,722	12	31	115,688	11	27
7,166	72	54	21,554	124	94	28,720	108	82
9,129	-10	-5	12,111	-11	-21	21,241	-10	-15
3,165	18	2	11,712	13	-10	14,877	14	-8
3,986	7	99	30,306	-1	117	34,291	0	115
136	110	120	664	-49	-65	801	-42	-59
553	7	23	1,615	3	-35	2,168	4	-26
355	44	37	2,535	-44	-18	2,891	-40	-14
74	4	54	1,168	-41	-14	1,242	-40	-11
472	-61	-40	12	-81	-90	485	-62	-46
381	15	8	515	29	156	896	23	62
208	10	3	940	17	43	1,148	16	33
550	8	27	128	-58	-35	678	-17	8
425	-6	10	187	-2	11	612	-5	11
323	4	-18	96	-13	-46	420	0	-27
300	69	-15	1,855	798	65	2,155	461	46
742			2,322			3,064		

Source: DAWR. SWT = Shipped weight. YTD = Calendar year-to-December. Y-O-Y = Year-on-year. M-O-M = Month-on-month. For further information email [globalindustryinsights@mla.com.au](mailto:globalindustryinsights@mla.com.au).

#### Year-to-December beef exports



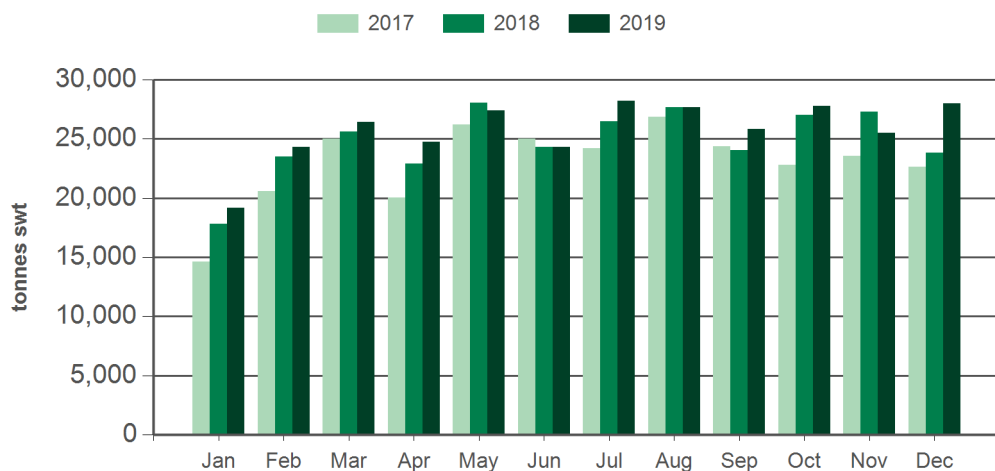
Source: DAWR, Prepared by MLA

#### AUD/USD



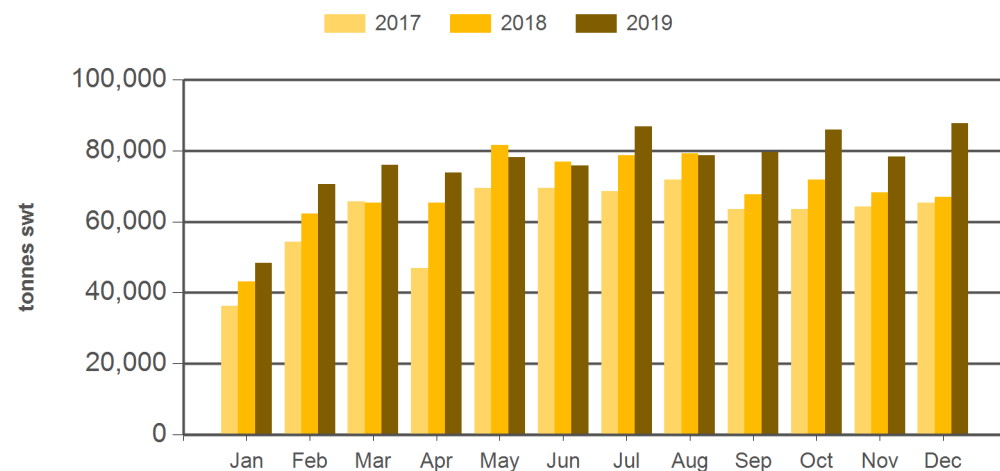
Source: xe.com, Prepared by MLA

#### Monthly chilled beef exports



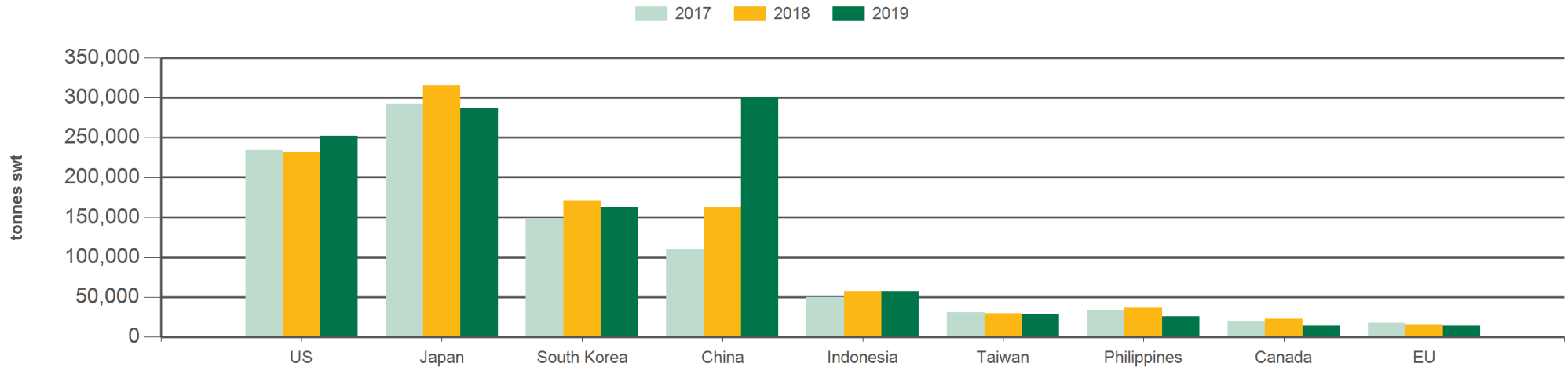
Source: DAWR, Prepared by MLA

#### Monthly frozen beef exports



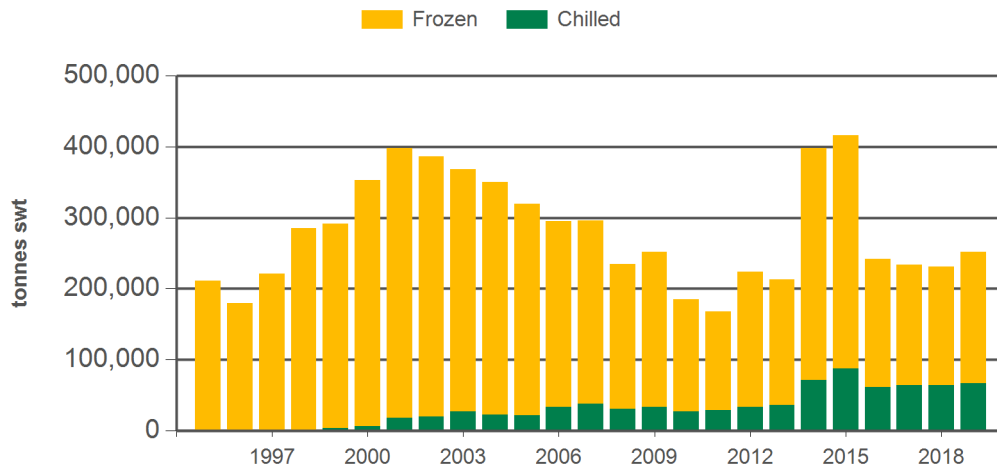
Source: DAWR, Prepared by MLA

#### Year-to-December beef exports



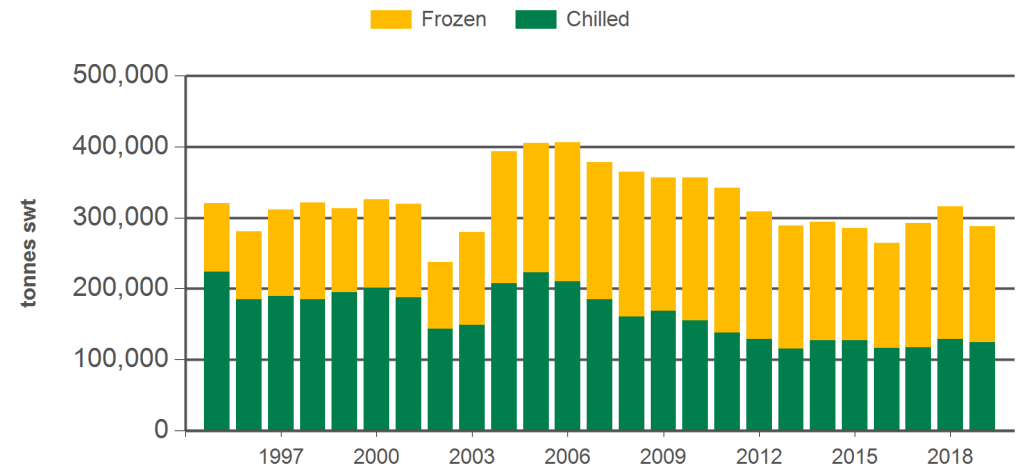
Source: DAWR, Prepared by MLA

#### Year-to-December beef exports to the US



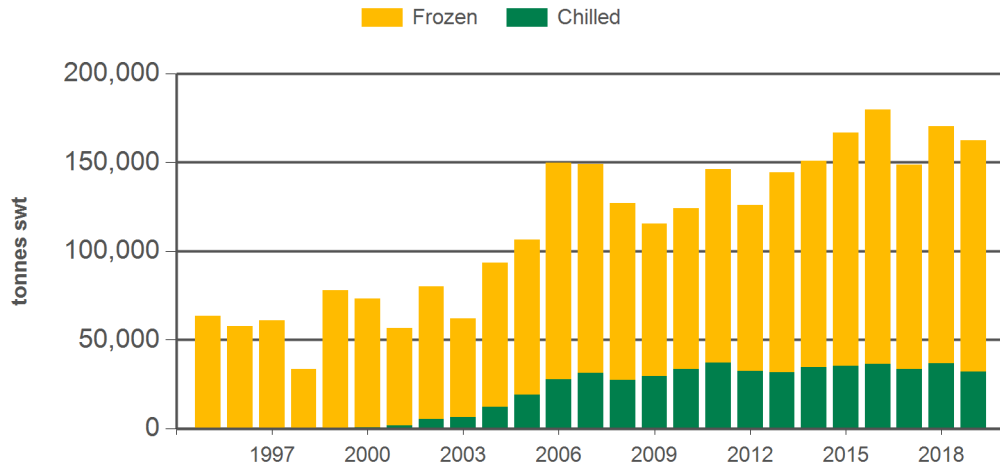
Source: DAWR, Prepared by MLA

#### Year-to-December beef exports to Japan



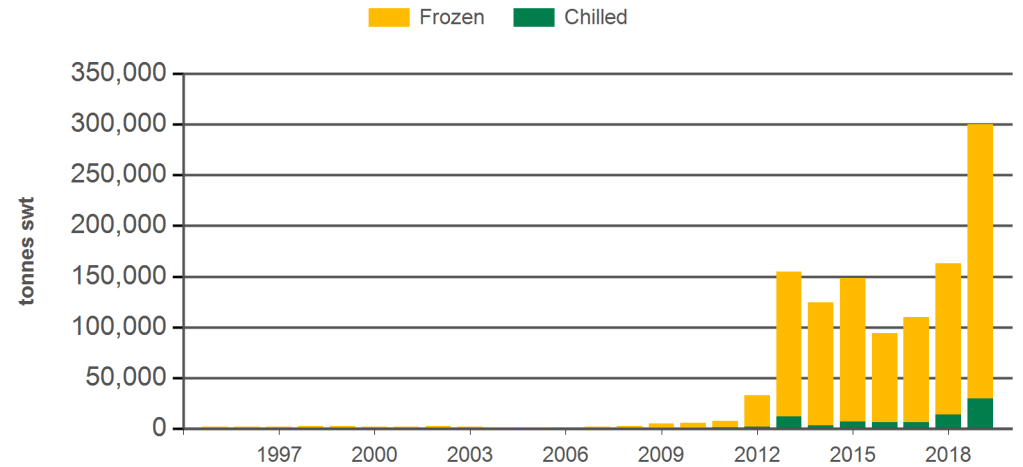
Source: DAWR, Prepared by MLA

#### Year-to-December beef exports to South Korea



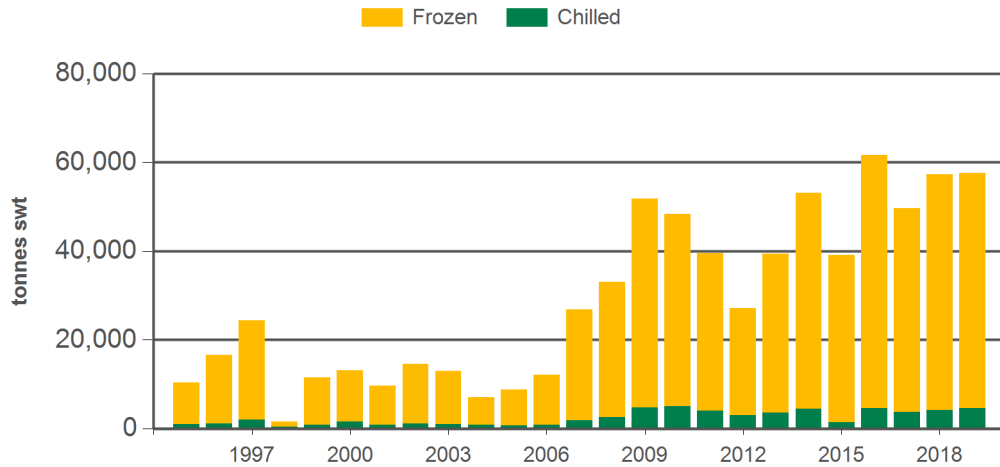
Source: DAWR, Prepared by MLA

#### Year-to-December beef exports to China






Source: DAWR, Prepared by MLA

#### Year-to-December beef exports to Indonesia



Source: DAWR, Prepared by MLA

**NEED MORE INFORMATION?**

- 
 Click here for further prices and market information:  
<http://www.mla.com.au/prices-markets>
- 
 To download all historical data, click here to access MLA's statistics database:  
<http://statistics.mla.com.au>
- 
 Email [marketinfo@mla.com.au](mailto:marketinfo@mla.com.au) to subscribe to this or any other of MLA's market information reports

**Historical beef exports - Calendar year totals**

Volume (tonnes swt)	2004	2005	2006	2007	2008	2009	2010	2011	2012	2013	2014	2015	2016	2017	2018	2019 YTD	Y-O-Y % chg.
Total	913,755	909,396	953,933	941,421	957,482	927,279	922,833	949,195	963,782	1,099,487	1,287,012	1,285,073	1,018,105	1,014,915	1,125,657	1,228,968	9
US	349,744	319,752	295,267	296,099	234,779	251,479	185,035	167,820	224,111	212,703	397,889	415,951	242,013	234,112	231,187	251,822	9
Japan	393,471	405,085	405,796	377,866	364,304	356,569	356,213	342,188	308,540	288,796	293,780	285,224	264,325	292,364	315,891	287,497	-9
South Korea	93,310	106,444	149,663	148,933	127,207	115,482	124,161	146,347	125,957	144,365	150,918	166,588	179,854	148,552	170,373	162,344	-5
China	1,265	1,012	849	2,146	2,682	5,287	5,600	7,754	32,906	154,833	124,586	148,222	94,040	110,059	162,683	300,133	84
Canada	7,453	7,618	9,609	12,311	8,543	12,319	6,949	10,148	15,661	17,898	32,972	42,575	19,316	19,954	22,990	13,997	-39
Taiwan	26,454	30,305	28,601	29,120	27,099	31,290	30,821	36,748	38,280	35,703	36,419	30,448	31,385	31,110	29,438	28,241	-4
Indonesia	7,127	8,762	12,153	26,788	33,018	51,815	48,436	39,590	27,097	39,418	53,140	39,134	61,676	49,698	57,349	57,637	1
Philippines	2,071	2,951	1,937	3,416	14,143	16,960	19,205	20,998	25,718	26,992	34,352	25,352	29,431	33,267	36,788	25,844	-30
EU	6,756	6,469	8,457	5,953	11,876	9,307	9,885	12,836	14,949	19,927	24,619	23,445	20,841	17,873	15,666	14,058	-10
Saudi Arabia	684	319	971	897	3,650	2,981	3,390	6,017	5,241	31,126	32,213	29,629	11,271	9,607	9,242	12,496	35
Malaysia	4,795	2,348	2,031	3,303	6,183	8,027	11,701	14,436	15,544	15,935	13,105	12,344	10,391	10,631	10,840	9,986	-8
UAE	1,215	1,298	1,352	1,807	4,312	4,417	5,801	7,431	7,640	7,987	8,777	9,871	8,753	8,611	8,729	8,839	1
Singapore	2,089	1,893	3,205	5,534	8,061	7,472	7,622	9,659	14,087	10,564	10,094	8,767	6,967	5,772	6,109	6,336	4
Hong Kong	2,415	1,787	1,757	2,361	3,231	7,491	7,040	8,869	6,340	5,070	14,739	6,655	4,494	7,691	6,384	4,825	-24
Thailand	1,013	984	1,391	1,541	1,426	1,595	1,834	2,499	2,789	4,263	5,422	5,897	5,565	5,903	6,381	6,721	5
Other	13,894	12,369	30,894	23,347	106,968	44,788	99,141	115,854	98,923	83,909	53,987	34,970	27,785	29,711	35,607	38,190	

Source: DAWR. SWT = Shipped weight. YTD = Calendar year-to-December. Y-O-Y = Year-on-year. For further information email [globalindustryinsights@mla.com.au](mailto:globalindustryinsights@mla.com.au).