

#### 12-months ending December

Volume (tonnes swt)	Chilled		Frozen		Total	
	12-months ending December	Y-O-Y % chg.	12-months ending December	Y-O-Y % chg.	12-months ending December	Y-O-Y % chg.
<b>Total</b>	32,268	<b>-12</b>	130,076	<b>-3</b>	162,344	<b>-5</b>
<b>Grainfed</b>	23,519	<b>-12</b>	30,626	<b>-1</b>	54,144	<b>-6</b>
<b>Grassfed</b>	8,749	<b>-13</b>	99,450	<b>-3</b>	108,199	<b>-4</b>

#### Calendar year-to-December

Chilled		Frozen		Total	
2019 YTD	Y-O-Y % chg.	2019 YTD	Y-O-Y % chg.	2019 YTD	Y-O-Y % chg.
32,268	<b>-12</b>	130,076	<b>-3</b>	162,344	<b>-5</b>
23,519	<b>-12</b>	30,626	<b>-1</b>	54,144	<b>-6</b>
8,749	<b>-13</b>	99,450	<b>-3</b>	108,199	<b>-4</b>

#### Month of December

Chilled			Frozen			Total		
2019 December	M-O-M % chg.	Y-O-Y % chg.	2019 December	M-O-M % chg.	Y-O-Y % chg.	2019 December	M-O-M % chg.	Y-O-Y % chg.
3,165	<b>18</b>	<b>2</b>	11,712	<b>13</b>	<b>-10</b>	14,877	<b>14</b>	<b>-8</b>
2,262	<b>18</b>	<b>-4</b>	2,644	<b>8</b>	<b>1</b>	4,906	<b>13</b>	<b>-1</b>
902	<b>20</b>	<b>18</b>	9,068	<b>15</b>	<b>-13</b>	9,970	<b>15</b>	<b>-11</b>

#### 12-months ending November

Value ('000 A\$ FOB)	Chilled		Frozen		Total	
	12-months ending November	Y-O-Y % chg.	12-months ending November	Y-O-Y % chg.	12-months ending November	Y-O-Y % chg.
<b>Total</b>	450,122	<b>1</b>	996,683	<b>10</b>	1,446,805	<b>7</b>
<b>Boneless</b>	414,207	<b>3</b>	793,268	<b>7</b>	1,207,476	<b>6</b>
<b>Bone-in</b>	35,475	<b>-15</b>	203,415	<b>20</b>	238,890	<b>13</b>
<b>Carcase</b>	439		-	<b>-100</b>	439	<b>7,355</b>

#### Calendar year-to-November

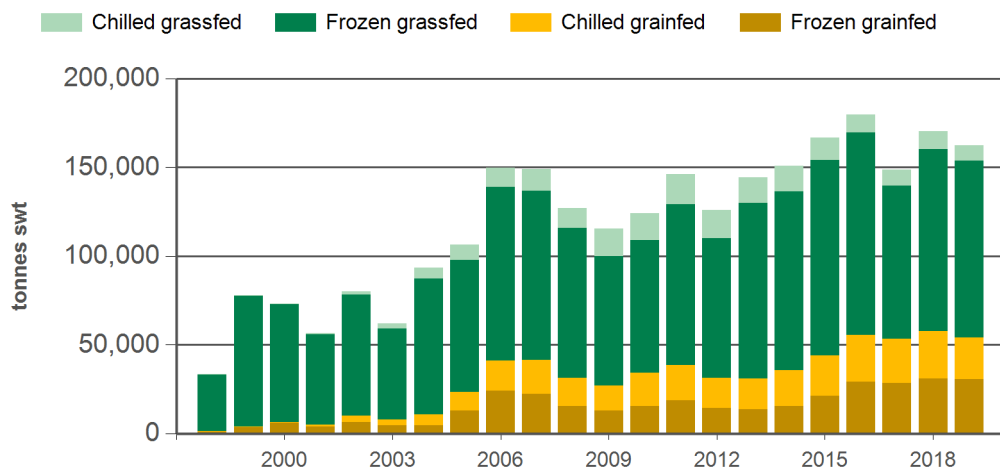
Chilled		Frozen		Total	
2019 YTD	Y-O-Y % chg.	2019 YTD	Y-O-Y % chg.	2019 YTD	Y-O-Y % chg.
406,860	<b>-</b>	900,375	<b>9</b>	1,307,235	<b>6</b>
375,970	<b>2</b>	714,570	<b>6</b>	1,090,541	<b>5</b>
30,451	<b>-16</b>	185,805	<b>20</b>	216,255	<b>13</b>
439	<b>-</b>	<b>-</b>	<b>-</b>	439	<b>7,355</b>

#### Month of November

Chilled			Frozen			Total		
2019 November	M-O-M % chg.	Y-O-Y % chg.	2019 November	M-O-M % chg.	Y-O-Y % chg.	2019 November	M-O-M % chg.	Y-O-Y % chg.
46,592	<b>32</b>	<b>11</b>	77,614	<b>-</b>	<b>-13</b>	124,206	<b>10</b>	<b>-5</b>
44,094	<b>35</b>	<b>16</b>	59,128	<b>-1</b>	<b>-23</b>	103,222	<b>12</b>	<b>-10</b>
2,498	<b>2</b>	<b>-36</b>	18,485	<b>3</b>	<b>48</b>	20,984	<b>2</b>	<b>28</b>
-	<b>-</b>	<b>-</b>	<b>-</b>	<b>-</b>	<b>-</b>	<b>-</b>	<b>-</b>	<b>-</b>

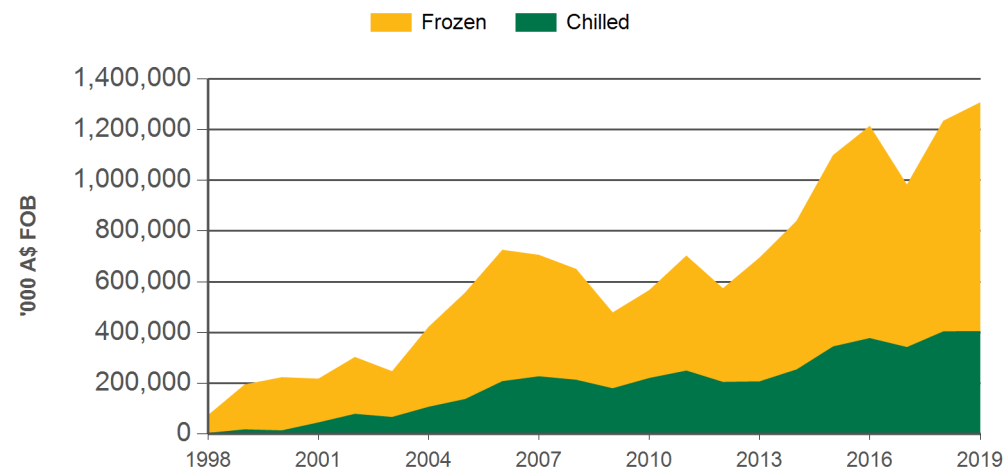
Source: DAWR, ABS. SWT = Shipped weight. Volume YTD = Calendar year-to-December. Value YTD = Calendar year-to-November. Y-O-Y = Year-on-year. M-O-M = Month-on-month. Grainfed is the prefix for grainfed beef. Grassfed is the prefix for grassfed beef. For further information email [globalindustryinsights@mla.com.au](mailto:globalindustryinsights@mla.com.au).

#### Year-to-December beef exports to South Korea - volume



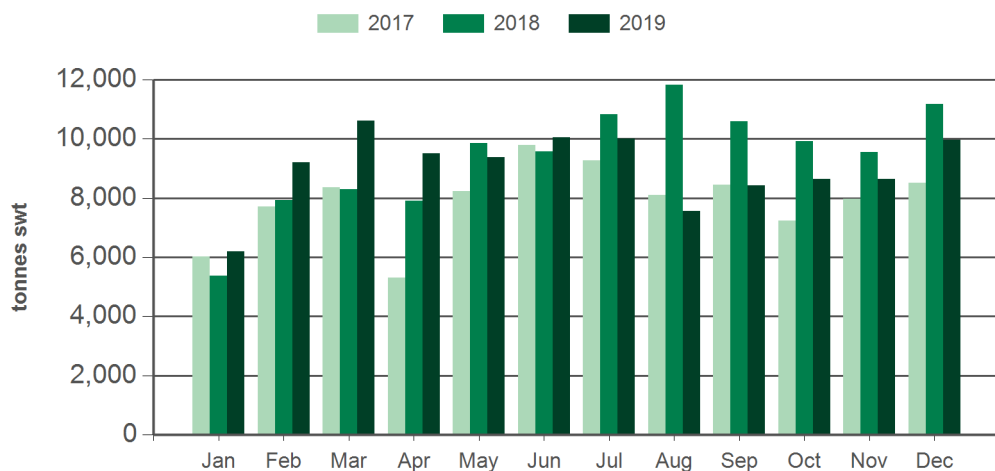
Source: DAWR, Prepared by MLA

#### Year-to-November beef exports to South Korea - value



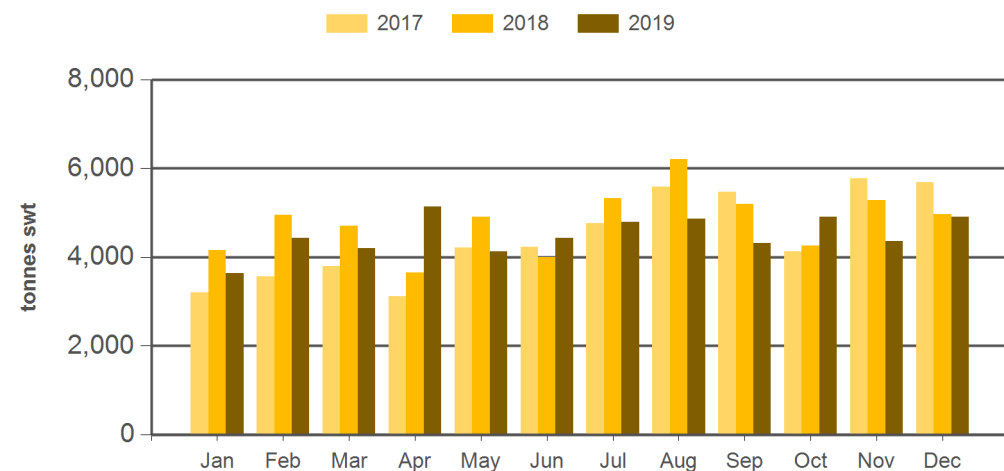
Source: ABS, Prepared by MLA

#### Monthly grassfed beef exports to South Korea



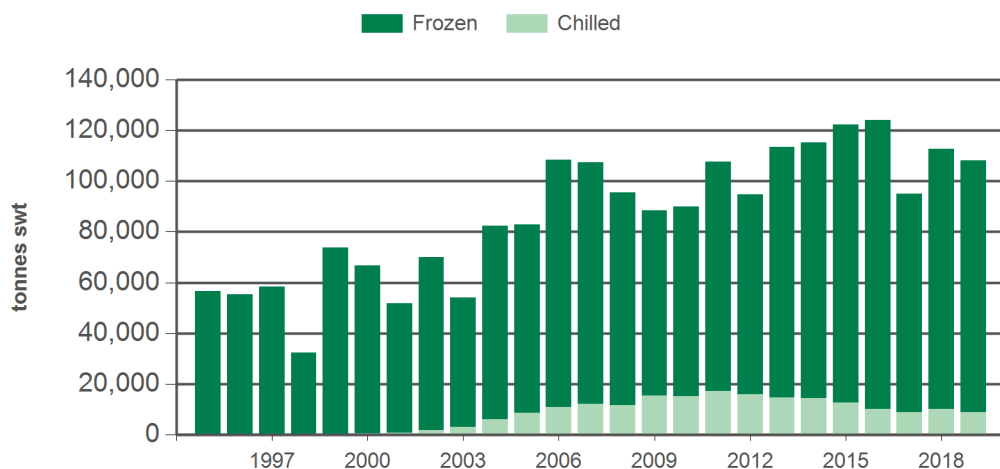
Source: DAWR, Prepared by MLA

#### Monthly grainfed beef exports to South Korea



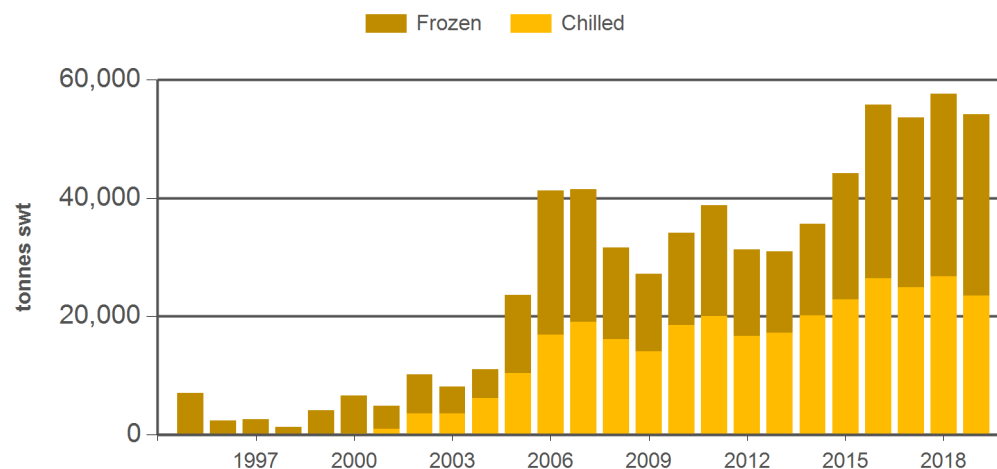
Source: DAWR, Prepared by MLA

#### Year-to-December grassfed beef exports to South Korea



Source: DAWR, Prepared by MLA

#### Year-to-December grainfed beef exports to South Korea



Source: DAWR, Prepared by MLA

#### Historical beef exports - Calendar year totals

Volume (tonnes swt)	2004	2005	2006	2007	2008	2009	2010	2011	2012	2013	2014	2015	2016	2017	2018	2019 YTD	Y-O-Y % chg.
<b>Total</b>	93,310	106,444	149,663	148,933	127,207	115,482	124,161	146,347	125,957	144,365	150,918	166,588	179,854	148,552	170,373	162,344	-5
<b>Grainfed</b>	11,010	23,594	41,205	41,526	31,581	27,157	34,151	38,762	31,332	31,020	35,640	44,203	55,756	53,564	57,598	54,144	-6
<b>Grassfed</b>	82,300	82,850	108,458	107,407	95,626	88,325	90,009	107,585	94,625	113,345	115,278	122,385	124,098	94,987	112,775	108,199	-4

Source: DAWR. SWT = Shipped weight. YTD = Calendar year-to-December. Y-O-Y = Year-on-year. For further information email [globalindustryinsights@mla.com.au](mailto:globalindustryinsights@mla.com.au).