

Australian sheepmeat exports

Monthly trade summary

December 2019

12-months ending December

| Volume (tonnes swt) | Lamb | | Mutton | | Total | |
|------------------------|---------------------------------|--------------------|---------------------------------|--------------------|---------------------------------|--------------------|
| | 12-months ending December | Y-O-Y % chg. | 12-months ending December | Y-O-Y % chg. | 12-months ending December | Y-O-Y % chg. |
| Total | 281,518 | 5 | 183,833 | 2 | 465,351 | 4 |
| US | 58,519 | 3 | 17,721 | -1 | 76,240 | 2 |
| China | 71,223 | 35 | 81,460 | 48 | 152,683 | 42 |
| UAE | 20,756 | 1 | 6,156 | -34 | 26,913 | -10 |
| Malaysia | 7,619 | 7 | 17,217 | 1 | 24,837 | 2 |
| PNG | 11,219 | 8 | 2,157 | -2 | 13,376 | 6 |
| Saudi Arabia | 4,834 | 11 | 8,209 | -32 | 13,043 | -21 |
| Qatar | 20,020 | -4 | 1,485 | -61 | 21,505 | -12 |
| EU | 9,613 | -4 | 2,706 | -49 | 12,319 | -19 |
| Jordan | 9,194 | -4 | 439 | -46 | 9,633 | -7 |
| Japan | 9,940 | 0 | 4,457 | -16 | 14,398 | -6 |
| Singapore | 2,600 | 21 | 9,382 | 3 | 11,982 | 6 |
| Canada | 8,192 | 6 | 1,133 | -8 | 9,325 | 4 |
| Bahrain | 646 | 19 | 4,356 | -20 | 5,002 | -16 |
| South Korea | 13,230 | -6 | 1,829 | -13 | 15,059 | -7 |
| Oman | 571 | 21 | 5,319 | -29 | 5,890 | -26 |
| Other | 33,342 | | 19,807 | | 53,149 | |

Calendar year-to-December

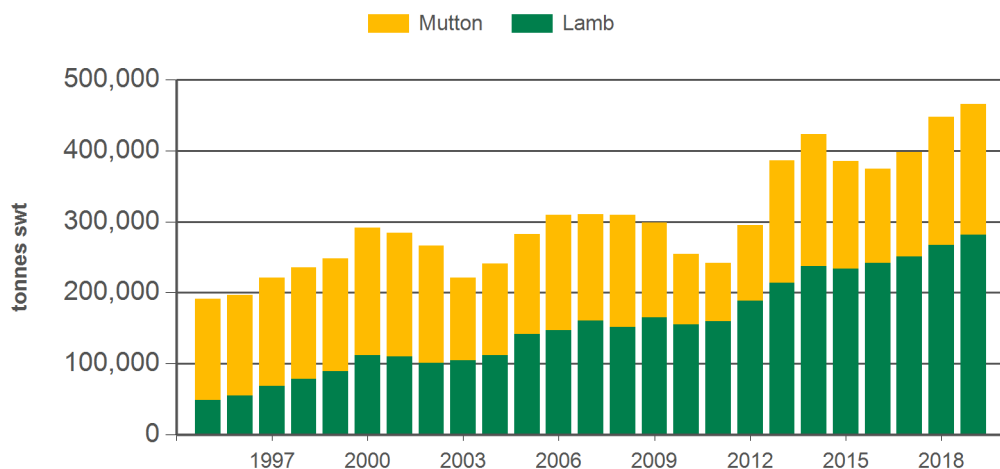
| Lamb | | Mutton | | Total | |
|-------------|--------------------|-------------|--------------------|-------------|--------------------|
| 2019 YTD | Y-O-Y % chg. | 2019 YTD | Y-O-Y % chg. | 2019 YTD | Y-O-Y % chg. |
| 281,518 | 5 | 183,833 | 2 | 465,351 | 4 |
| 58,519 | 3 | 17,721 | -1 | 76,240 | 2 |
| 71,223 | 35 | 81,460 | 48 | 152,683 | 42 |
| 20,756 | 1 | 6,156 | -34 | 26,913 | -10 |
| 7,619 | 7 | 17,217 | 1 | 24,837 | 2 |
| 11,219 | 8 | 2,157 | -2 | 13,376 | 6 |
| 4,834 | 11 | 8,209 | -32 | 13,043 | -21 |
| 20,020 | -4 | 1,485 | -61 | 21,505 | -12 |
| 9,613 | -4 | 2,706 | -49 | 12,319 | -19 |
| 9,194 | -4 | 439 | -46 | 9,633 | -7 |
| 9,940 | 0 | 4,457 | -16 | 14,398 | -6 |
| 2,600 | 21 | 9,382 | 3 | 11,982 | 6 |
| 8,192 | 6 | 1,133 | -8 | 9,325 | 4 |
| 646 | 19 | 4,356 | -20 | 5,002 | -16 |
| 13,230 | -6 | 1,829 | -13 | 15,059 | -7 |
| 571 | 21 | 5,319 | -29 | 5,890 | -26 |
| 33,342 | | 19,807 | | 53,149 | |

Month of December

| Lamb | | | Mutton | | | Total | | |
|------------------|--------------------|--------------------|------------------|--------------------|--------------------|------------------|--------------------|--------------------|
| 2019 December | M-O-M % chg. | Y-O-Y % chg. | 2019 December | M-O-M % chg. | Y-O-Y % chg. | 2019 December | M-O-M % chg. | Y-O-Y % chg. |
| 23,409 | -6 | 7 | 19,987 | -9 | 12 | 43,396 | -7 | 9 |
| 5,146 | 0 | -10 | 2,642 | 56 | 44 | 7,788 | 14 | 3 |
| 5,182 | -29 | 28 | 9,143 | -27 | 25 | 14,325 | -27 | 26 |
| 1,920 | -3 | 6 | 588 | -24 | -12 | 2,508 | -9 | 1 |
| 924 | 151 | 113 | 1,498 | 10 | 45 | 2,422 | 40 | 65 |
| 499 | -28 | -51 | 178 | -15 | -50 | 677 | -25 | -51 |
| 520 | 5 | 46 | 1,099 | 13 | 85 | 1,619 | 11 | 70 |
| 1,538 | -6 | -24 | 280 | 29 | 73 | 1,818 | -2 | -17 |
| 1,019 | -14 | 12 | 390 | 135 | -44 | 1,409 | 5 | -12 |
| 874 | -4 | 57 | 3 | 161 | -70 | 877 | -3 | 55 |
| 577 | -16 | -12 | 673 | 258 | -2 | 1,250 | 43 | -6 |
| 285 | 48 | 61 | 925 | 10 | 15 | 1,210 | 17 | 23 |
| 674 | 17 | 12 | 277 | 118 | 183 | 951 | 35 | 36 |
| 100 | 186 | 480 | 238 | -2 | -33 | 339 | 21 | -10 |
| 1,761 | 30 | 41 | 264 | 24 | 124 | 2,025 | 30 | 48 |
| 80 | 50 | 32 | 320 | -31 | -65 | 400 | -22 | -59 |
| 2,313 | | | 1,469 | | | 3,781 | | |

Source: DAWR. SWT = Shipped weight. YTD = Calendar year-to-December. Y-O-Y = Year-on-year. M-O-M = Month-on-month. PNG = Papua New Guinea. For further information email globalindustryinsights@mla.com.au.

Year-to-December sheepmeat exports



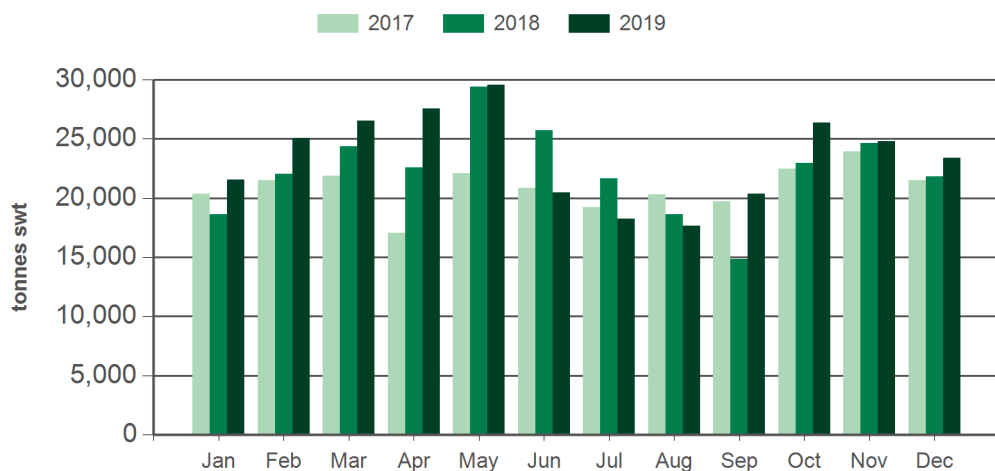
Source: DAWR, Prepared by MLA

AUD/USD



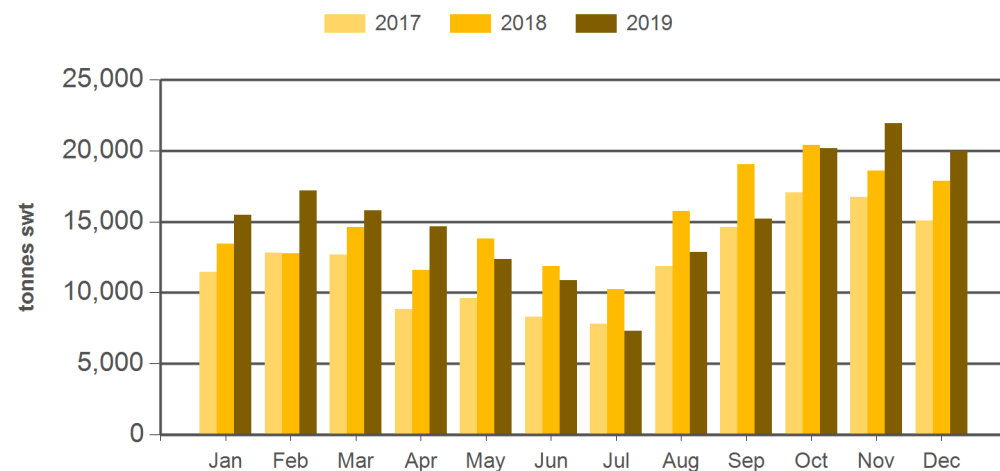
Source: xe.com, Prepared by MLA

Monthly lamb exports



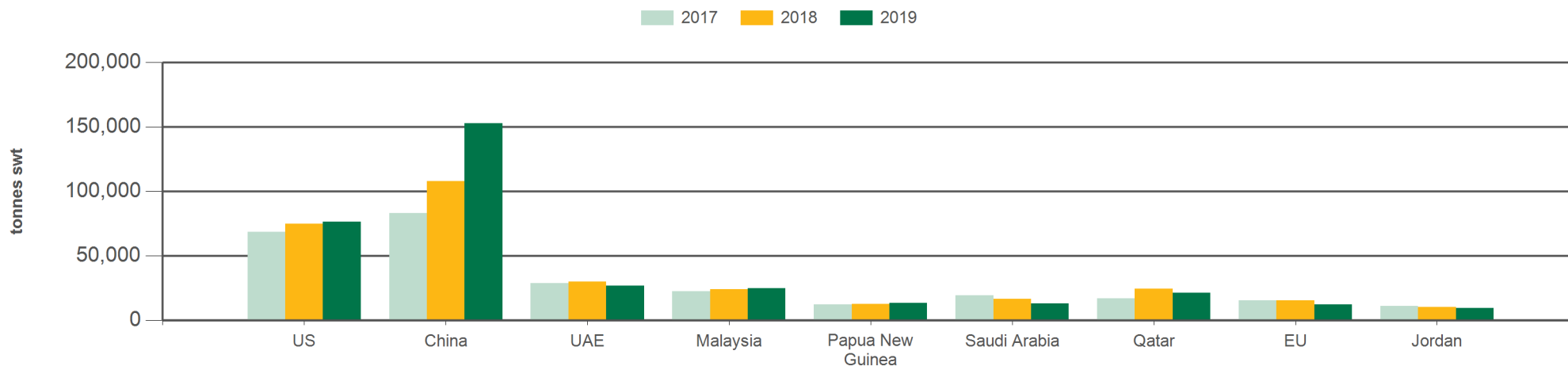
Source: DAWR, Prepared by MLA

Monthly mutton exports



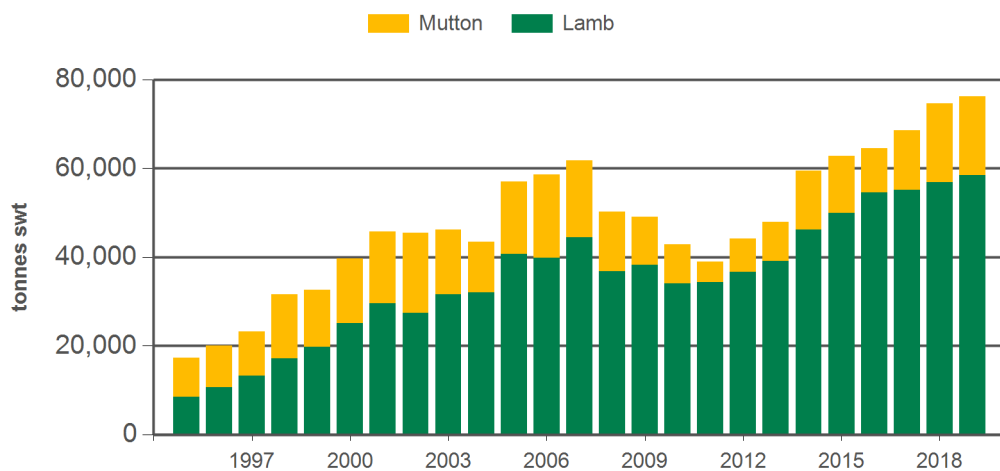
Source: DAWR, Prepared by MLA

Year-to-December sheepmeat exports



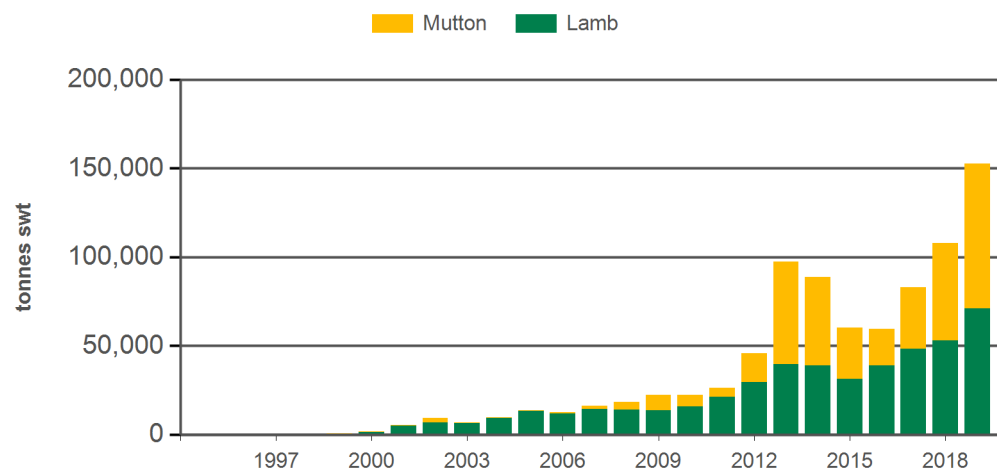
Source: DAWR, Prepared by MLA

Year-to-December sheepmeat exports to the US



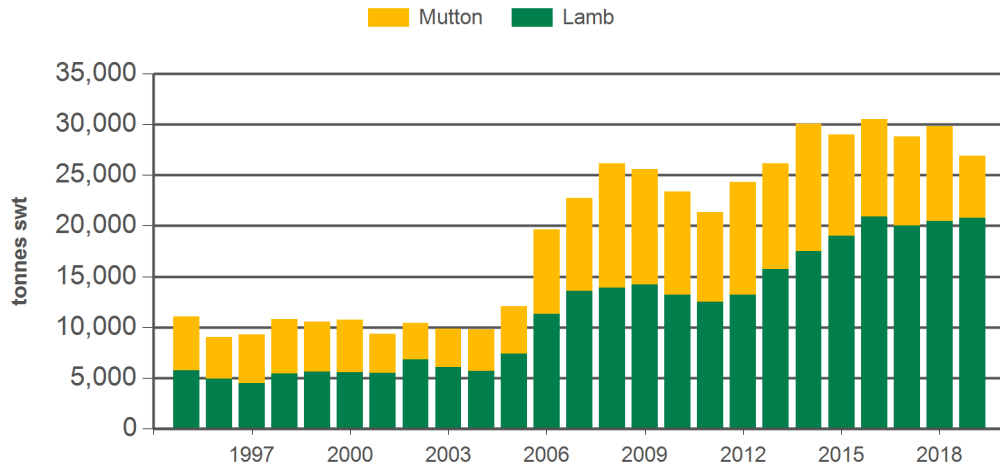
Source: DAWR, Prepared by MLA

Year-to-December sheepmeat exports to China



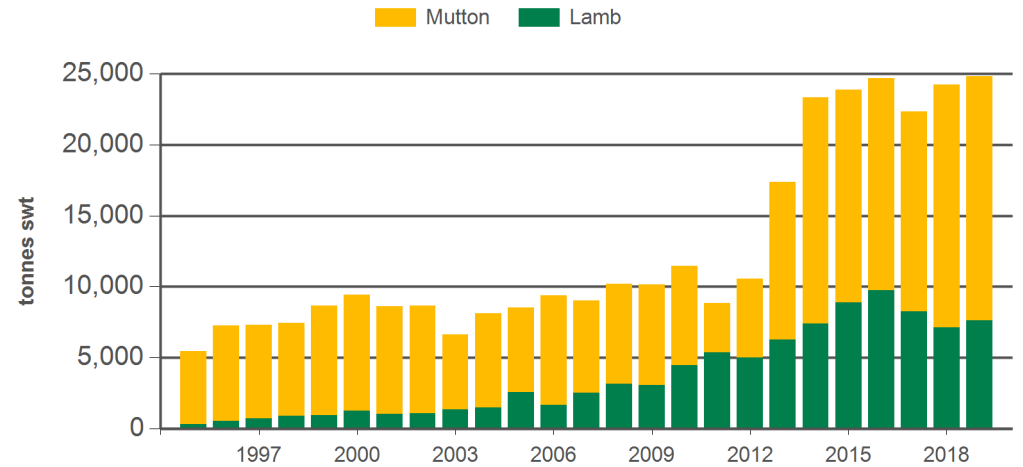
Source: DAWR, Prepared by MLA

Year-to-December sheepmeat exports to the UAE



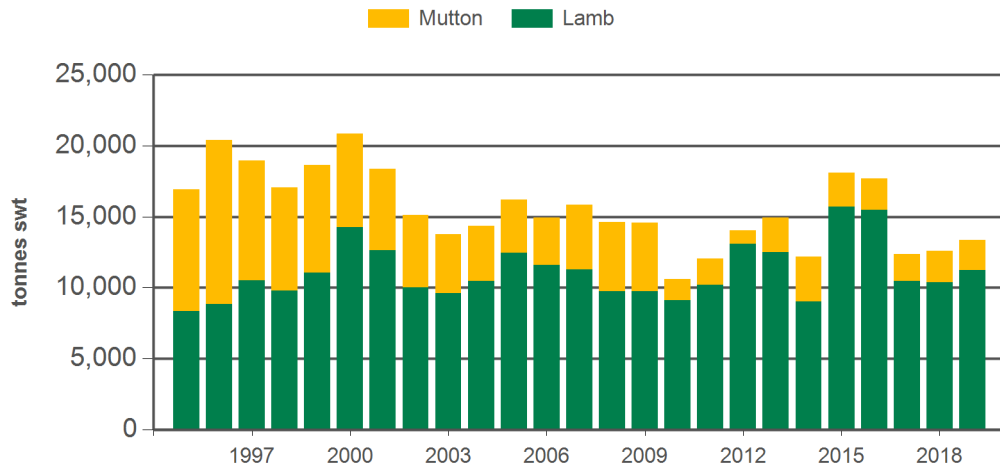
Source: DAWR, Prepared by MLA

Year-to-December sheepmeat exports to Malaysia




Source: DAWR, Prepared by MLA

Year-to-December sheepmeat exports to PNG




Source: DAWR, Prepared by MLA


NEED MORE INFORMATION?



Click here for further prices and market information:
<http://www.mla.com.au/prices-markets>



To download all historical data, click here to access MLA's statistics database:
<http://statistics.mla.com.au>



Email marketinfo@mla.com.au to subscribe to this or any other of MLA's market information reports

Historical sheepmeat exports - Calendar year totals

| Volume (tonnes swt) | 2005 | 2006 | 2007 | 2008 | 2009 | 2010 | 2011 | 2012 | 2013 | 2014 | 2015 | 2016 | 2017 | 2018 | 2019 YTD | Y-O-Y % chg. |
|---------------------|---------|---------|---------|---------|---------|---------|---------|---------|---------|---------|---------|---------|---------|---------|----------|--------------|
| Total | 282,835 | 309,588 | 310,773 | 309,249 | 299,015 | 254,549 | 242,224 | 295,314 | 385,759 | 422,899 | 384,920 | 374,485 | 397,670 | 447,252 | 465,351 | 4 |
| US | 57,076 | 58,649 | 61,786 | 50,268 | 49,129 | 42,846 | 38,952 | 44,138 | 47,927 | 59,497 | 62,875 | 64,562 | 68,569 | 74,692 | 76,240 | 2 |
| China | 13,881 | 12,567 | 16,146 | 18,303 | 22,373 | 22,438 | 26,307 | 45,874 | 97,423 | 88,905 | 60,220 | 59,449 | 83,195 | 107,856 | 152,683 | 42 |
| UAE | 12,069 | 19,635 | 22,760 | 26,159 | 25,601 | 23,346 | 21,373 | 24,331 | 26,128 | 30,067 | 28,980 | 30,533 | 28,806 | 29,800 | 26,913 | -10 |
| Malaysia | 8,508 | 9,397 | 9,030 | 10,181 | 10,157 | 11,450 | 8,841 | 10,578 | 17,390 | 23,327 | 23,864 | 24,674 | 22,348 | 24,233 | 24,837 | 2 |
| PNG | 16,196 | 14,926 | 15,827 | 14,632 | 14,551 | 10,617 | 12,043 | 14,042 | 14,939 | 12,168 | 18,111 | 17,672 | 12,356 | 12,568 | 13,376 | 6 |
| Saudi Arabia | 26,298 | 27,112 | 25,063 | 23,513 | 23,813 | 14,986 | 15,571 | 16,620 | 16,544 | 23,664 | 23,515 | 18,117 | 19,464 | 16,443 | 13,043 | -21 |
| Qatar | 3,278 | 4,650 | 6,560 | 6,698 | 5,903 | 5,013 | 6,157 | 8,461 | 7,981 | 12,798 | 16,760 | 18,254 | 16,963 | 24,548 | 21,505 | -12 |
| EU | 18,224 | 18,827 | 19,734 | 19,015 | 19,099 | 16,893 | 16,458 | 15,852 | 16,735 | 18,758 | 16,195 | 16,471 | 15,454 | 15,295 | 12,319 | -19 |
| Jordan | 1,291 | 1,973 | 3,484 | 5,264 | 13,456 | 8,722 | 9,539 | 13,972 | 13,801 | 15,714 | 15,631 | 12,956 | 10,967 | 10,375 | 9,633 | -7 |
| Japan | 19,129 | 18,698 | 15,498 | 16,962 | 13,939 | 11,474 | 11,885 | 10,851 | 11,484 | 15,243 | 11,711 | 13,222 | 12,820 | 15,292 | 14,398 | -6 |
| Singapore | 6,712 | 7,506 | 7,711 | 8,460 | 8,926 | 7,023 | 7,060 | 7,493 | 8,850 | 11,176 | 10,910 | 11,474 | 11,628 | 11,252 | 11,982 | 6 |
| Canada | 5,351 | 6,062 | 5,405 | 4,730 | 5,638 | 4,101 | 4,300 | 4,888 | 6,127 | 7,151 | 8,111 | 7,910 | 8,976 | 8,952 | 9,325 | 4 |
| Bahrain | 64 | 82 | 111 | 144 | 1,160 | 5,937 | 7,385 | 9,643 | 13,363 | 11,987 | 8,040 | 8,444 | 7,423 | 5,978 | 5,002 | -16 |
| South Korea | 1,731 | 2,439 | 2,645 | 3,159 | 2,522 | 3,066 | 3,708 | 3,959 | 4,167 | 6,114 | 7,775 | 10,597 | 14,235 | 16,172 | 15,059 | -7 |
| Oman | 1,111 | 1,205 | 2,073 | 2,926 | 3,040 | 1,997 | 2,058 | 3,182 | 5,671 | 7,013 | 8,394 | 8,452 | 7,062 | 7,976 | 5,890 | -26 |
| Other | 91,917 | 105,858 | 96,939 | 98,834 | 79,707 | 64,638 | 50,585 | 61,431 | 77,228 | 79,316 | 63,828 | 51,698 | 57,405 | 65,818 | 53,149 | |

Source: DAWR. SWT = Shipped weight. YTD = Calendar year-to-December