

12-months ending December

Volume (tonnes swt)	Chilled		Frozen		Total	
	12-months ending December	Y-O-Y % chg.	12-months ending December	Y-O-Y % chg.	12-months ending December	Y-O-Y % chg.
Total	6,237	4	8,161	-12	14,398	-6
Lamb	6,143	4	3,798	-7	9,940	-
Mutton	94	52	4,363	-17	4,457	-16

Calendar year-to-December

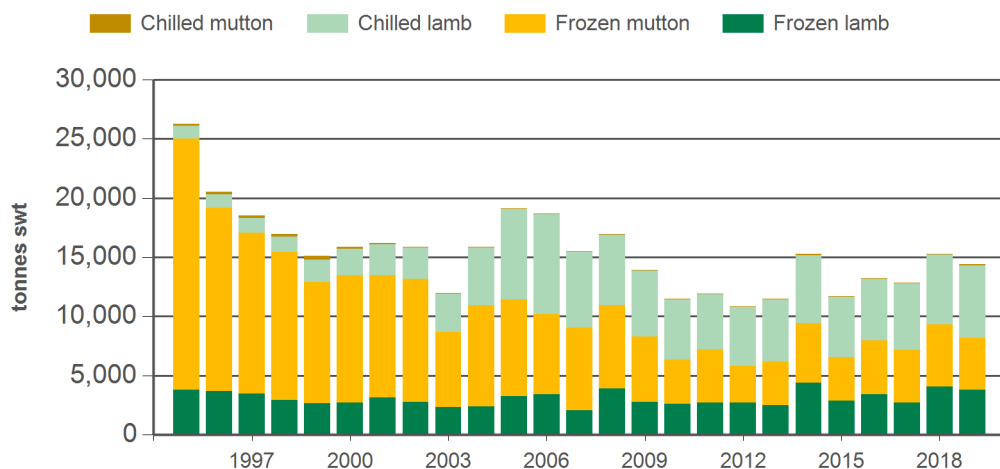
Chilled		Frozen		Total	
2019 YTD	Y-O-Y % chg.	2019 YTD	Y-O-Y % chg.	2019 YTD	Y-O-Y % chg.
6,237	4	8,161	-12	14,398	-6
6,143	4	3,798	-7	9,940	-
94	52	4,363	-17	4,457	-16

Month of December

Chilled			Frozen			Total		
2019 December	M-O-M % chg.	Y-O-Y % chg.	2019 December	M-O-M % chg.	Y-O-Y % chg.	2019 December	M-O-M % chg.	Y-O-Y % chg.
369	-18	-4	880	109	-7	1,250	43	-6
361	-19	-5	216	-10	-21	577	-16	-12
8	54	67	664	265	-2	673	258	-2

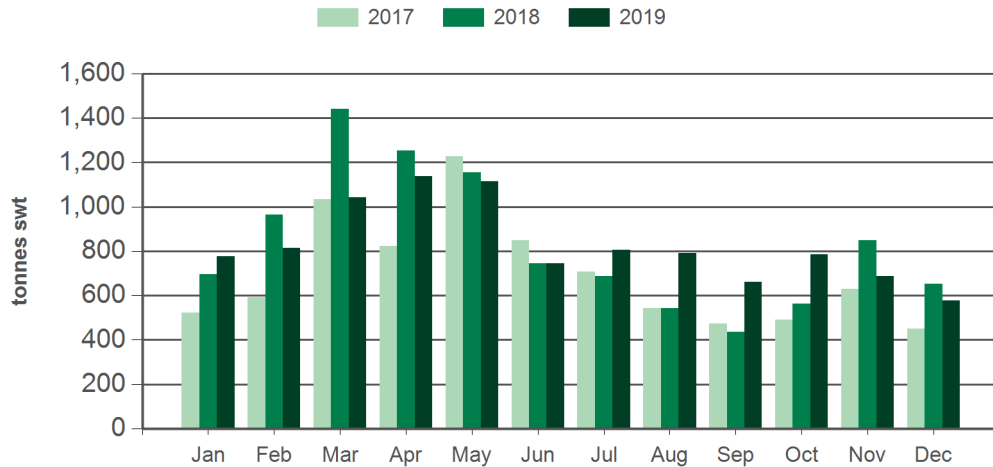
Source: DAWR. YTD = Calendar year-to-December. Y-O-Y = Year-on-year. M-O-M = Month-on-month. SWT = Shipped weight. For further information email globalindustryinsights@mla.com.au.

Year-to-December sheepmeat exports to Japan



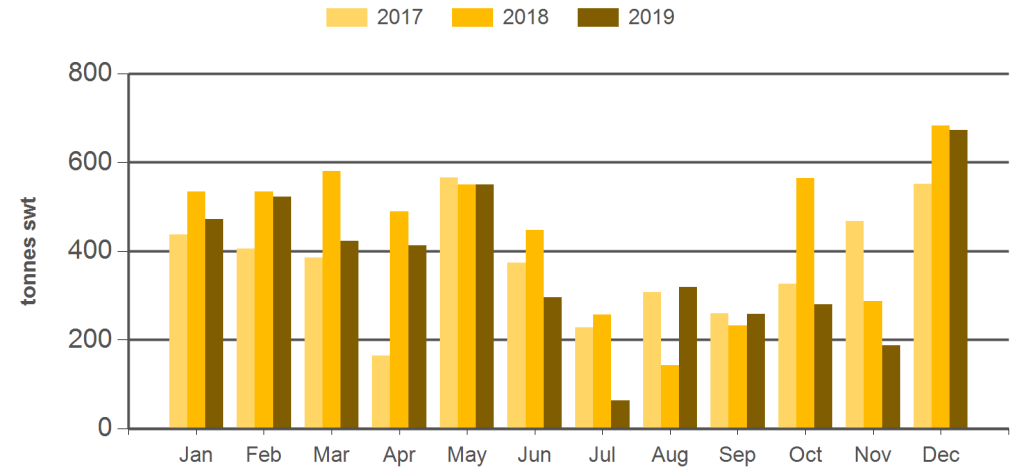
Source: DAWR, Prepared by MLA

Monthly lamb exports to Japan



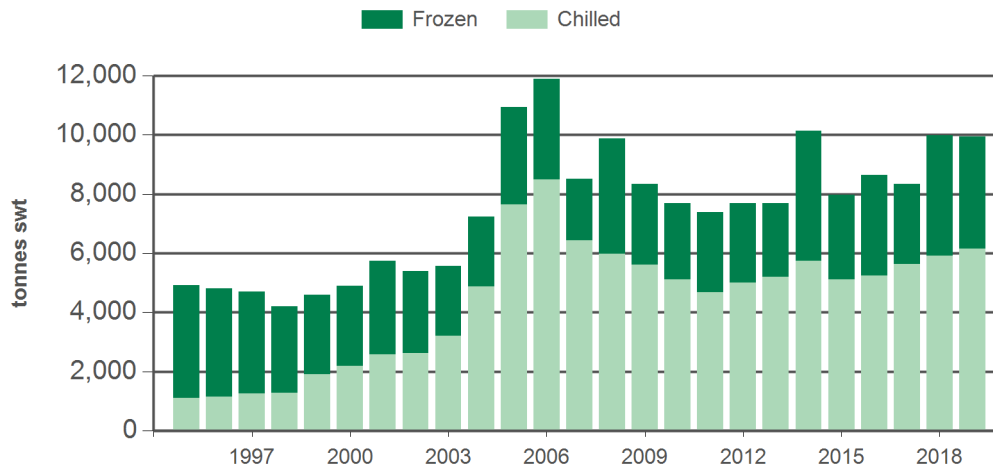
Source: DAWR, Prepared by MLA

Monthly mutton exports to Japan



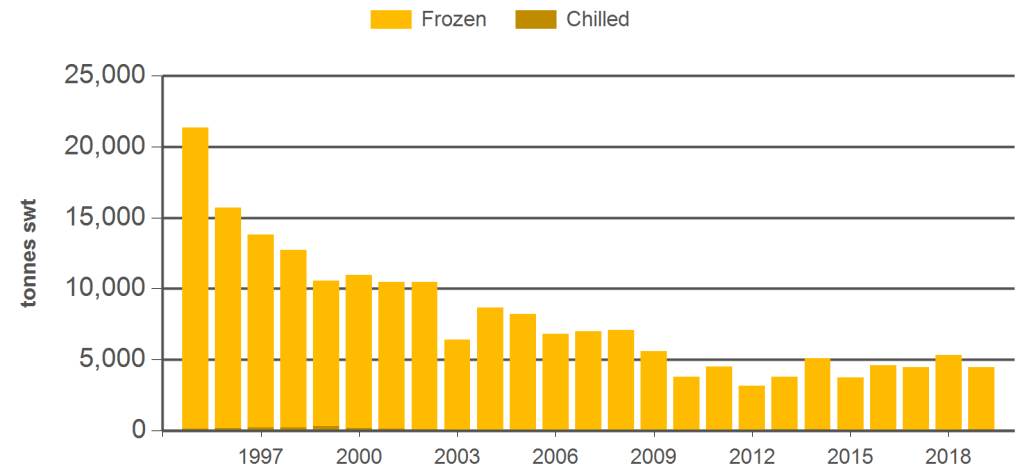
Source: DAWR, Prepared by MLA

Year-to-December lamb exports to Japan



Source: DAWR, Prepared by MLA

Year-to-December mutton exports to Japan



Source: DAWR, Prepared by MLA

Historical sheepmeat exports - Calendar year totals

Volume (tonnes swt)	2004	2005	2006	2007	2008	2009	2010	2011	2012	2013	2014	2015	2016	2017	2018	2019 YTD	Y-O-Y % chg.
Total	15,890	19,129	18,698	15,498	16,962	13,939	11,474	11,885	10,851	11,484	15,243	11,711	13,222	12,820	15,292	14,398	-6
Lamb	7,234	10,928	11,879	8,515	9,876	8,338	7,689	7,381	7,687	7,697	10,127	7,977	8,640	8,345	9,988	9,940	0
Mutton	8,656	8,201	6,819	6,983	7,086	5,602	3,785	4,505	3,164	3,787	5,116	3,733	4,582	4,475	5,304	4,457	-16

Source: DAWR. YTD = Calendar year-to-December. SWT = Shipped weight. For further information email globalindustryinsights@mla.com.au.

NEED MORE INFORMATION?



Click here for further prices and market information:
<http://www.mla.com.au/prices-markets>



To download all historical data, click here to access MLA's statistics database:
<http://statistics.mla.com.au>



Email marketinfo@mla.com.au to subscribe to this or any other of MLA's market information reports