

#### 12-months ending December

Volume (tonnes swt)	Chilled		Frozen		Total	
	12-months ending December	Y-O-Y % chg.	12-months ending December	Y-O-Y % chg.	12-months ending December	Y-O-Y % chg.
Total	4,045	6	11,015	-11	15,059	-7
Lamb	4,043	6	9,187	-11	13,230	-6
Mutton	2	1,174	1,828	-13	1,829	-13

#### Calendar year-to-December

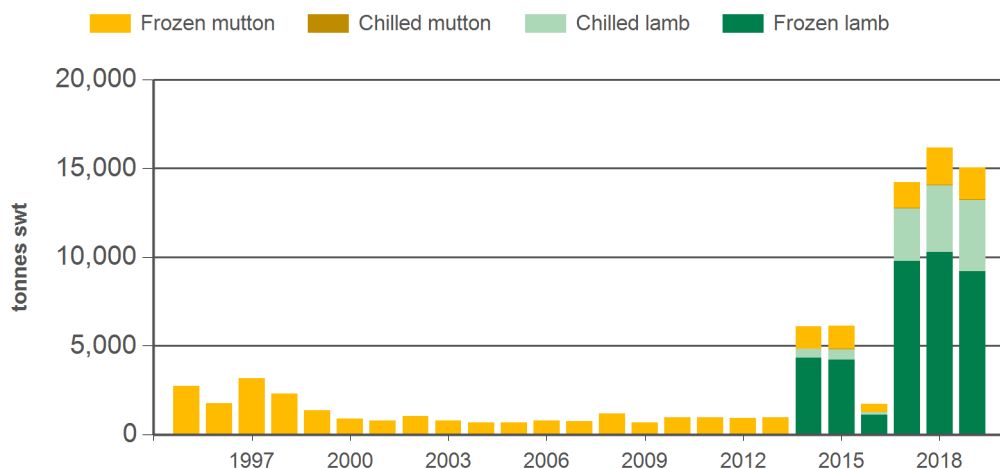
Chilled		Frozen		Total	
2019 YTD	Y-O-Y % chg.	2019 YTD	Y-O-Y % chg.	2019 YTD	Y-O-Y % chg.
4,045	6	11,015	-11	15,059	-7
4,043	6	9,187	-11	13,230	-6
2	1,174	1,828	-13	1,829	-13

#### Month of December

Chilled			Frozen			Total		
2019 December	M-O-M % chg.	Y-O-Y % chg.	2019 December	M-O-M % chg.	Y-O-Y % chg.	2019 December	M-O-M % chg.	Y-O-Y % chg.
427	11	14	1,598	36	61	2,025	30	48
427	11	14	1,334	38	52	1,761	30	41
-	-	-	264	24	124	264	24	124

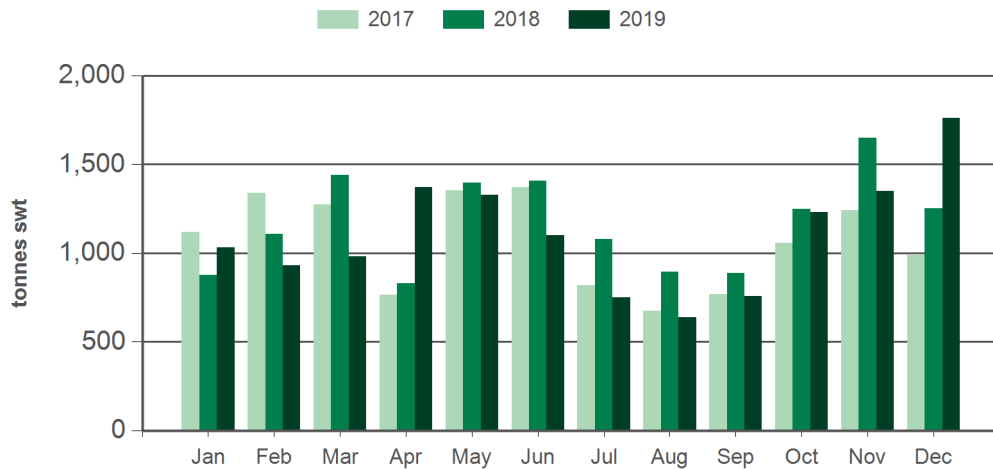
Source: DAWR. YTD = Calendar year-to-December. Y-O-Y = Year-on-year. M-O-M = Month-on-month. SWT = Shipped weight. For further information email [globalindustryinsights@mla.com.au](mailto:globalindustryinsights@mla.com.au).

#### Year-to-December sheepmeat exports to Korea



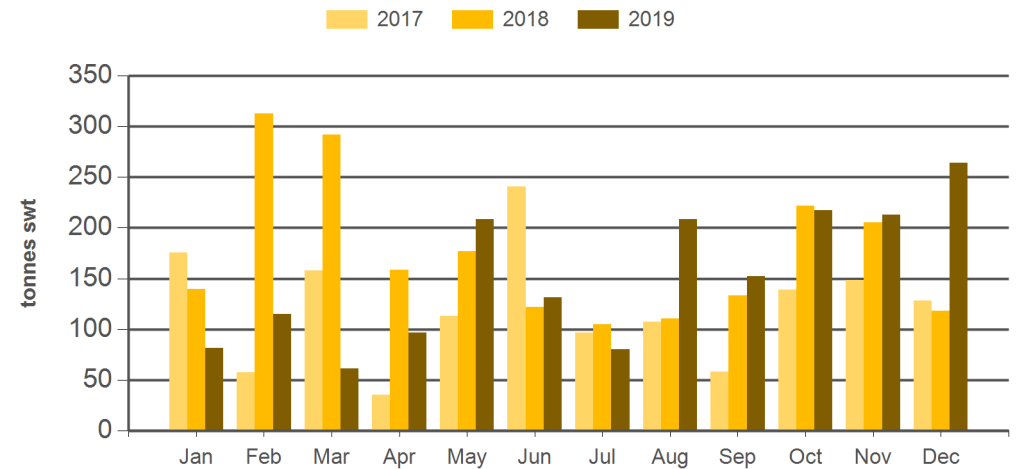
Source: DAWR, Prepared by MLA

**Monthly lamb exports to Korea**



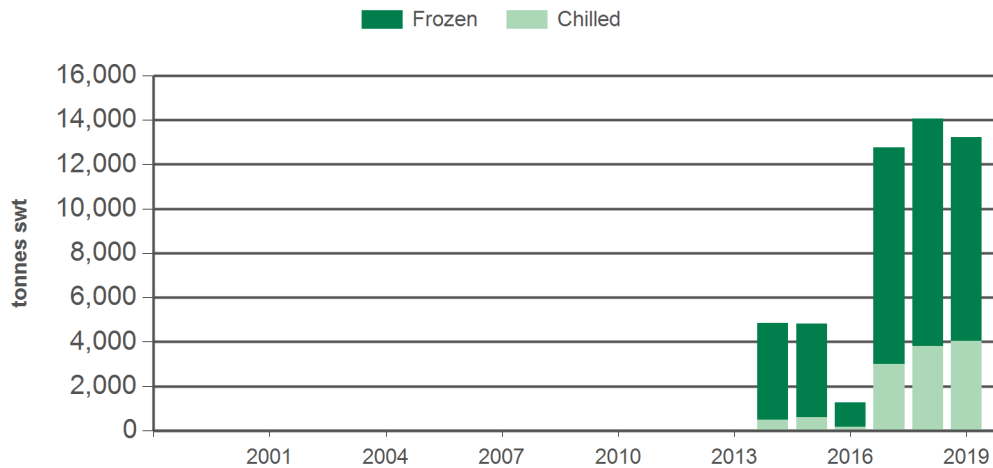
Source: DAWR, Prepared by MLA

**Monthly mutton exports to Korea**



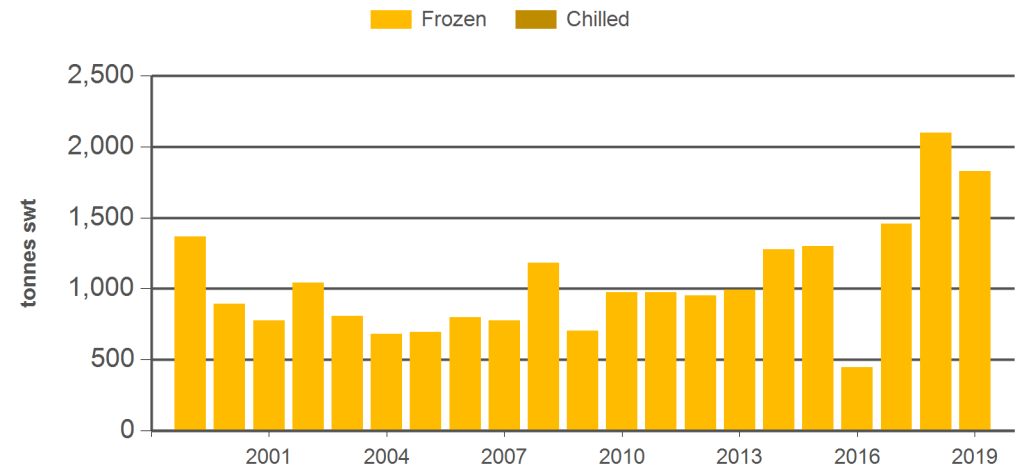
Source: DAWR, Prepared by MLA

**Year-to-December lamb exports to Korea**



Source: DAWR, Prepared by MLA

**Year-to-December mutton exports to Korea**




Source: DAWR, Prepared by MLA

#### Historical sheepmeat exports - Calendar year totals


Volume (tonnes swt)	2004	2005	2006	2007	2008	2009	2010	2011	2012	2013	2014	2015	2016	2017	2018	2019 YTD	Y-O-Y % chg.
Total	683	694	800	776	1,181	703	973	972	950	991	6,114	6,126	1,723	14,235	16,172	15,059	-7
Lamb	0	0	0	0	0	0	0	0	0	0	4,837	4,829	1,277	12,777	14,076	13,230	-6
Mutton	683	694	800	776	1,181	703	973	972	950	991	1,277	1,298	447	1,458	2,096	1,829	-13

Source: DAWR. YTD = Calendar year-to-December. SWT = Shipped weight. For further information email [globalindustryinsights@mla.com.au](mailto:globalindustryinsights@mla.com.au).


NEED MORE INFORMATION?



Click here for further prices and market information:  
<http://www.mla.com.au/prices-markets>



To download all historical data, click here to access MLA's statistics database:  
<http://statistics.mla.com.au>



Email [marketinfo@mla.com.au](mailto:marketinfo@mla.com.au) to subscribe to this or any other of MLA's market information reports