

Australian beef exports to South Korea

Monthly trade summary

December 2020

12-months ending December

Volume (tonnes swt)	Chilled		Frozen		Total	
	12-months ending December	Y-O-Y % chg.	12-months ending December	Y-O-Y % chg.	12-months ending December	Y-O-Y % chg.
Total	36,167	12	124,683	-4	160,850	-1
Grainfed	26,461	13	33,778	10	60,239	11
Grassfed	9,706	11	90,905	-9	100,611	-7

Calendar year-to-December

Chilled		Frozen		Total	
2020 YTD	Y-O-Y % chg.	2020 YTD	Y-O-Y % chg.	2020 YTD	Y-O-Y % chg.
36,167	12	124,683	-4	160,850	-1
26,461	13	33,778	10	60,239	11
9,706	11	90,905	-9	100,611	-7

Month of December

Chilled			Frozen			Total		
2020 December	M-O-M % chg.	Y-O-Y % chg.	2020 December	M-O-M % chg.	Y-O-Y % chg.	2020 December	M-O-M % chg.	Y-O-Y % chg.
4,055	14	28	12,336	-5	5	16,391	-1	10
2,745	5	21	3,642	-10	38	6,387	-4	30
1,309	40	45	8,694	-3	-4	10,003	1	-

12-months ending November

Value ('000 A\$ FOB)	Chilled		Frozen		Total	
	12-months ending November	Y-O-Y % chg.	12-months ending November	Y-O-Y % chg.	12-months ending November	Y-O-Y % chg.
Total	471,314	5	972,583	-2	1,443,897	-
Boneless	437,347	6	742,535	-6	1,179,882	-2
Bone-in	33,967	-4	229,898	13	263,866	11
Carcase	-	-100	149		149	-66

Calendar year-to-November

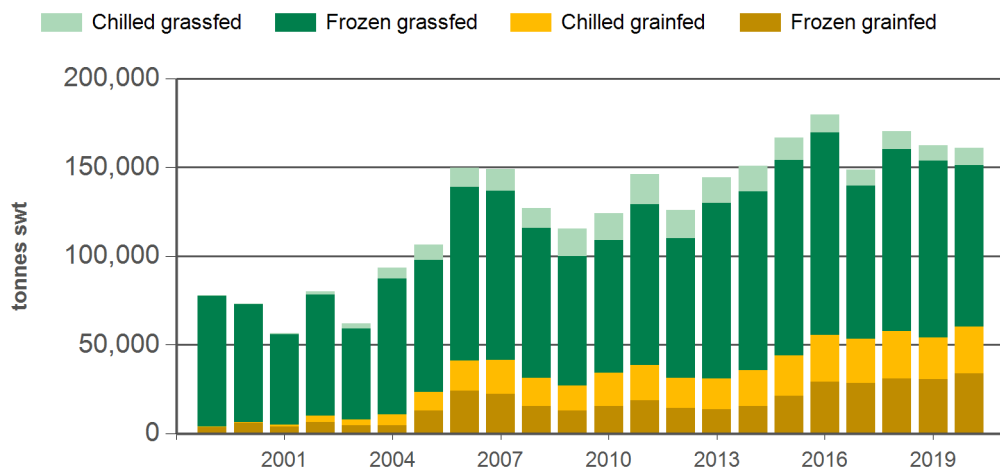
Chilled		Frozen		Total	
2020 YTD	Y-O-Y % chg.	2020 YTD	Y-O-Y % chg.	2020 YTD	Y-O-Y % chg.
425,388	5	876,517	-2	1,301,905	-
395,994	5	666,494	-6	1,062,488	-2
29,394	-3	209,891	13	239,286	11
-	-	131	-	131	-70

Month of November

Chilled			Frozen			Total		
2020 November	M-O-M % chg.	Y-O-Y % chg.	2020 November	M-O-M % chg.	Y-O-Y % chg.	2020 November	M-O-M % chg.	Y-O-Y % chg.
48,301	12	5	94,415	18	25	142,716	16	18
45,435	12	4	75,397	19	32	120,832	16	20
2,866	3	18	18,953	14	4	21,819	12	6
-	-	-	65	-	Infinite	65	-	Infinite

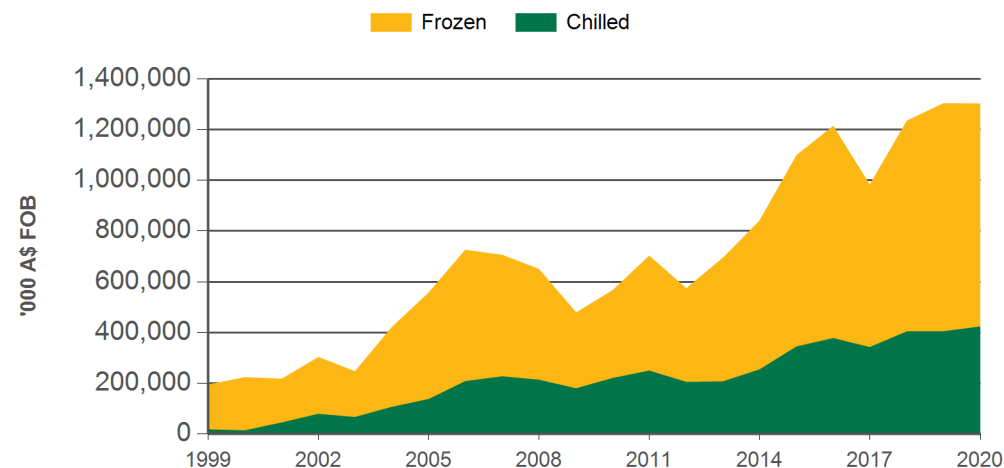
Source: DAWR, ABS. SWT = Shipped weight. Volume YTD = Calendar year-to-December. Value YTD = Calendar year-to-November. Y-O-Y = Year-on-year. M-O-M = Month-on-month. Grainfed is the prefix for grainfed beef. Grassfed is the prefix for grassfed beef. For further information email globalindustryinsights@mla.com.au.

Year-to-December beef exports to South Korea - volume



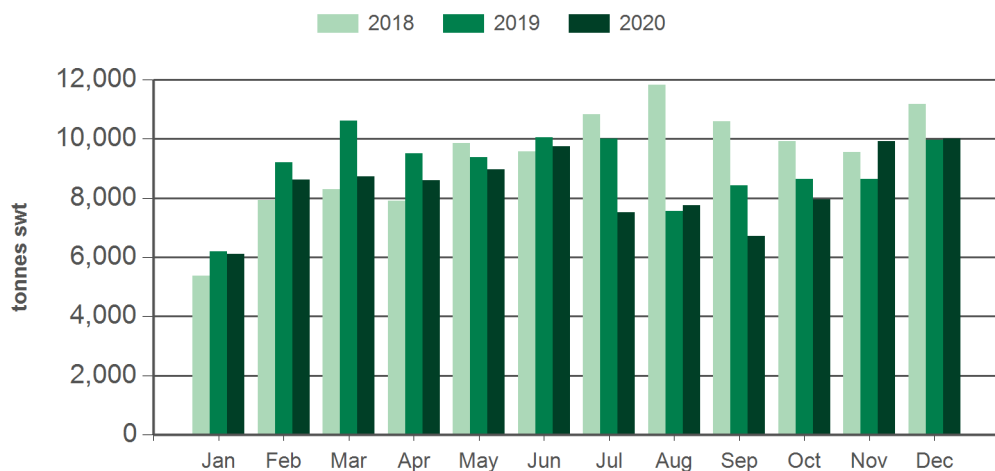
Source: DAWR, Prepared by MLA

Year-to-November beef exports to South Korea - value



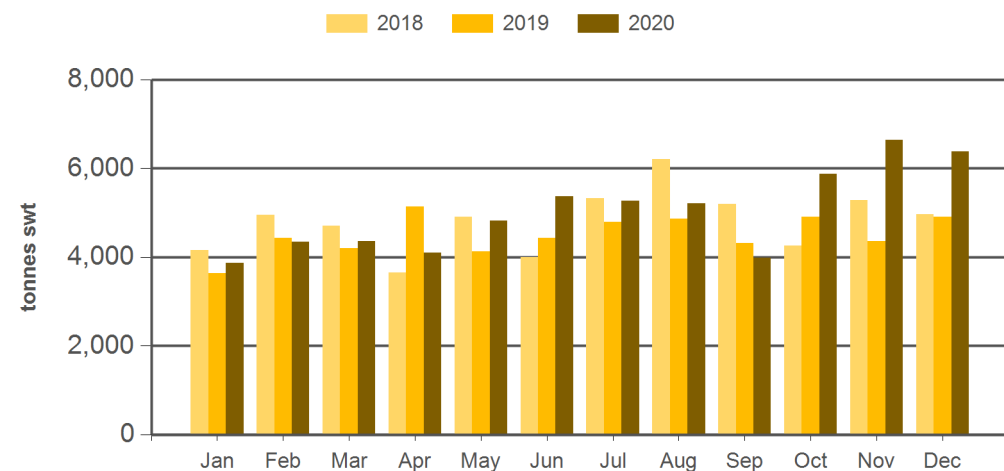
Source: ABS, Prepared by MLA

Monthly grassfed beef exports to South Korea



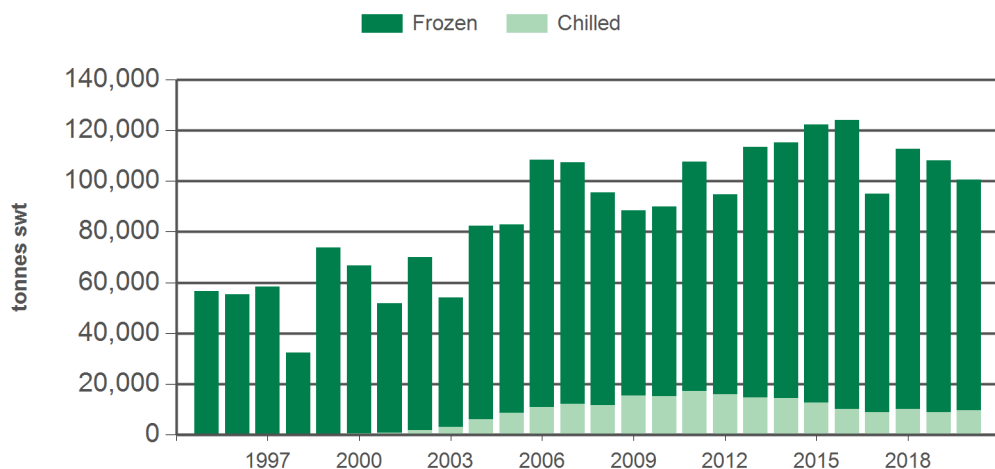
Source: DAWR, Prepared by MLA

Monthly grainfed beef exports to South Korea



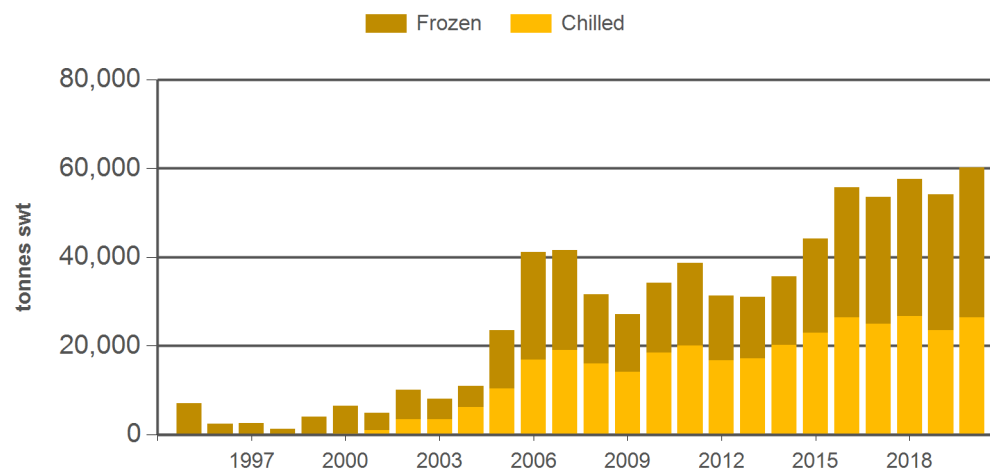
Source: DAWR, Prepared by MLA

Year-to-December grassfed beef exports to South Korea



Source: DAWR, Prepared by MLA

Year-to-December grainfed beef exports to South Korea



Source: DAWR, Prepared by MLA

Historical beef exports - Calendar year totals

Volume (tonnes swt)	2005	2006	2007	2008	2009	2010	2011	2012	2013	2014	2015	2016	2017	2018	2019	2020 YTD	Y-O-Y % chg.
Total	106,444	149,663	148,933	127,207	115,482	124,161	146,347	125,957	144,365	150,918	166,588	179,854	148,552	170,373	162,344	160,850	-1
Grainfed	23,594	41,205	41,526	31,581	27,157	34,151	38,762	31,332	31,020	35,640	44,203	55,756	53,564	57,598	54,144	60,239	11
Grassfed	82,850	108,458	107,407	95,626	88,325	90,009	107,585	94,625	113,345	115,278	122,385	124,098	94,987	112,775	108,199	100,611	-7

Source: DAWR. SWT = Shipped weight. YTD = Calendar year-to-December. Y-O-Y = Year-on-year. For further information email globalindustryinsights@mla.com.au.