

12-months ending December

Volume (tonnes swt)	Chilled		Frozen		Total	
	12-months ending December	Y-O-Y % chg.	12-months ending December	Y-O-Y % chg.	12-months ending December	Y-O-Y % chg.
Total	4,881	21	11,394	3	16,275	8
Lamb	4,881	21	9,735	6	14,616	10
Mutton	-	-100	1,659	-9	1,659	-9

Calendar year-to-December

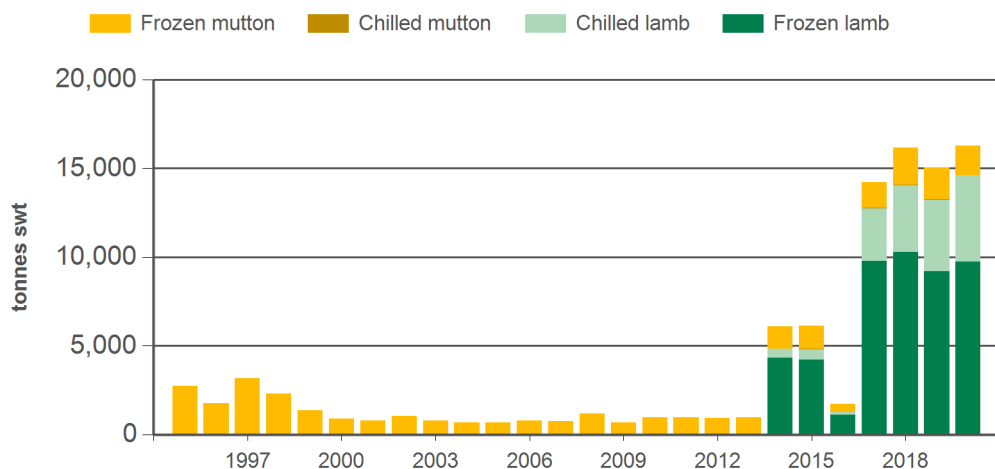
Chilled		Frozen		Total	
2020 YTD	Y-O-Y % chg.	2020 YTD	Y-O-Y % chg.	2020 YTD	Y-O-Y % chg.
4,881	21	11,394	3	16,275	8
4,881	21	9,735	6	14,616	10
-	-	1,659	-9	1,659	-9

Month of December

Chilled			Frozen			Total		
2020 December	M-O-M % chg.	Y-O-Y % chg.	2020 December	M-O-M % chg.	Y-O-Y % chg.	2020 December	M-O-M % chg.	Y-O-Y % chg.
462	-20	8	1,088	-9	-32	1,550	-13	-23
462	-20	8	853	-20	-36	1,315	-20	-25
-	-	-	235	76	-11	235	76	-11

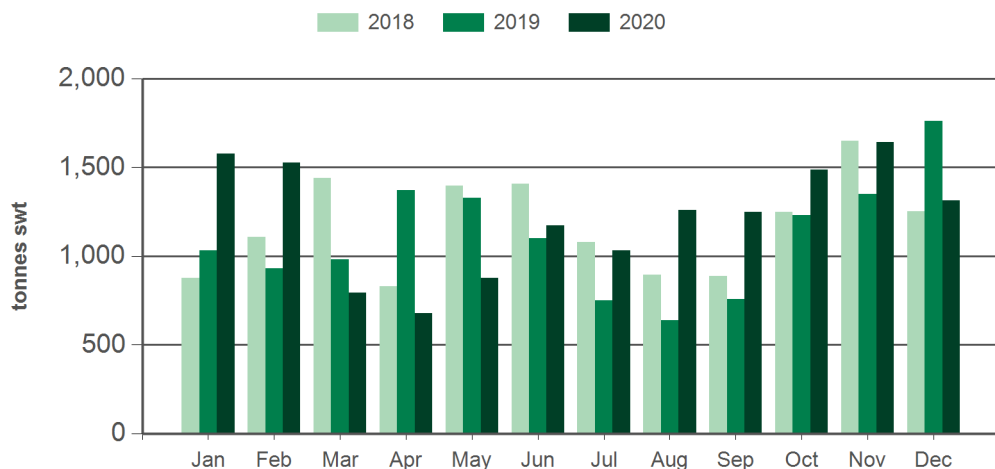
Source: DAWR. YTD = Calendar year-to-December. Y-O-Y = Year-on-year. M-O-M = Month-on-month. SWT = Shipped weight. For further information email globalindustryinsights@mla.com.au.

Year-to-December sheepmeat exports to Korea



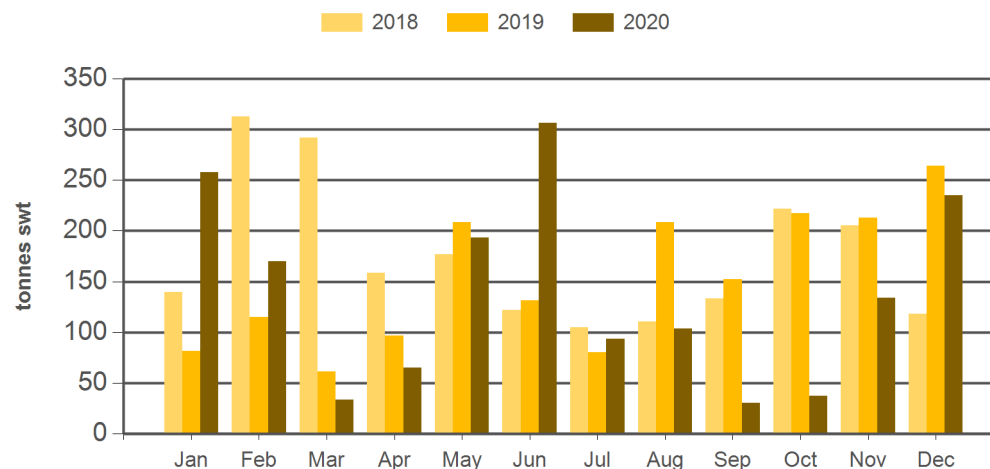
Source: DAWR, Prepared by MLA

Monthly lamb exports to Korea



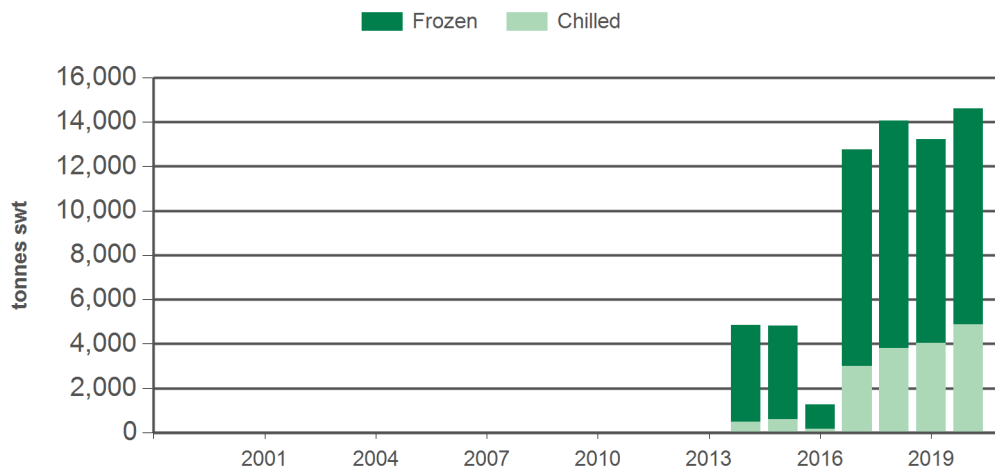
Source: DAWR, Prepared by MLA

Monthly mutton exports to Korea



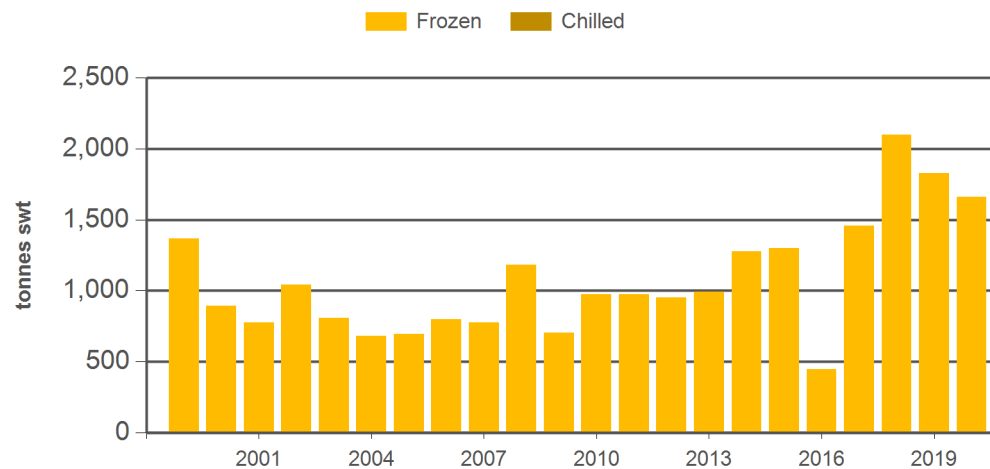
Source: DAWR, Prepared by MLA

Year-to-December lamb exports to Korea



Source: DAWR, Prepared by MLA

Year-to-December mutton exports to Korea




Source: DAWR, Prepared by MLA

Historical sheepmeat exports - Calendar year totals


Volume (tonnes swt)	2005	2006	2007	2008	2009	2010	2011	2012	2013	2014	2015	2016	2017	2018	2019	2020 YTD	Y-O-Y % chg.
Total	694	800	776	1,181	703	973	972	950	991	6,114	6,126	1,723	14,235	16,172	15,059	16,275	8
Lamb	0	0	0	0	0	0	0	0	0	4,837	4,829	1,277	12,777	14,076	13,230	14,616	10
Mutton	694	800	776	1,181	703	973	972	950	991	1,277	1,298	447	1,458	2,096	1,829	1,659	-9

Source: DAWR. YTD = Calendar year-to-December. SWT = Shipped weight. For further information email globalindustryinsights@mla.com.au.


NEED MORE INFORMATION?



Click here for further prices and market information:
<http://www.mla.com.au/prices-markets>



To download all historical data, click here to access MLA's statistics database:
<http://statistics.mla.com.au>



Email marketinfo@mla.com.au to subscribe to this or any other of MLA's market information reports