

12-months ending December

Volume (tonnes swt)	Chilled		Frozen		Total	
	12-months ending December	Y-O-Y % chg.	12-months ending December	Y-O-Y % chg.	12-months ending December	Y-O-Y % chg.
Middle East	46,625	-26	26,834	-21	73,459	-25
Nth Africa	0		417	-17	417	-17
UAE	14,928	-21	7,418	-8	22,347	-17
Saudi Arabia	2,833	7	7,601	-27	10,434	-20
Qatar	20,728	2	614	-50	21,342	-1
Jordan	3,647	-47	2,573	-5	6,220	-35
Kuwait	3,556	-37	2,246	-7	5,802	-28
Bahrain	436	-84	1,003	-57	1,439	-71
Oman	480	-15	3,739	-30	4,218	-28
Iran	0	-100	0		0	-100
Other	17		2,057		2,074	

Calendar year-to-December

Chilled		Frozen		Total	
2020 YTD	Y-O-Y % chg.	2020 YTD	Y-O-Y % chg.	2020 YTD	Y-O-Y % chg.
46,625	-26	26,834	-21	73,459	-25
0	-	417	-17	417	-17
14,928	-21	7,418	-8	22,347	-17
2,833	7	7,601	-27	10,434	-20
20,728	2	614	-50	21,342	-1
3,647	-47	2,573	-5	6,220	-35
3,556	-37	2,246	-7	5,802	-28
436	-84	1,003	-57	1,439	-71
480	-15	3,739	-30	4,218	-28
0	-	0	-	0	-
17		2,057		2,074	

Month of December

Chilled			Frozen			Total		
2020 December	M-O-M % chg.	Y-O-Y % chg.	2020 December	M-O-M % chg.	Y-O-Y % chg.	2020 December	M-O-M % chg.	Y-O-Y % chg.
4,131	1	-22	1,814	3	-40	5,946	2	-29
0	-	-	100	-19	33	100	-19	33
1,421	19	-20	379	-9	-48	1,800	12	-28
257	-7	-17	552	48	-58	809	24	-50
1,837	-7	2	61	16	315	1,898	-6	4
247	2	-65	11	-84	-94	257	-17	-71
341	-4	-30	304	33	46	644	10	-7
10	-4	-94	75	-54	-57	85	-51	-75
21	-36	-74	311	25	-4	331	18	-17
0	-	-	0	-	-	0	-	-
0			221			221		

Middle East	44,388	-23	8,784	-5	53,172	-21
Nth Africa	0		386	25	386	25
UAE	14,634	-18	3,001	6	17,635	-15
Saudi Arabia	2,825	7	1,263	-42	4,088	-15
Qatar	19,250	-2	294	-26	19,544	-2
Jordan	3,645	-47	2,358	1	6,003	-35
Kuwait	3,464	-33	547	109	4,011	-26
Bahrain	74	-43	388	-25	462	-28
Oman	478	-7	76	34	555	-3
Iran	0	-100	0		0	-100
Other	17		1,242		1,259	

44,388	-23	8,784	-5	53,172	-21
0	-	386	25	386	25
14,634	-18	3,001	6	17,635	-15
2,825	7	1,263	-42	4,088	-15
19,250	-2	294	-26	19,544	-2
3,645	-47	2,358	1	6,003	-35
3,464	-33	547	109	4,011	-26
74	-43	388	-25	462	-28
478	-7	76	34	555	-3
0	-	0	-	0	-
17		1,242		1,259	

3,852	1	-19	600	-34	-30	4,452	-6	-21
0	-	-	100	-10	107	100	-10	107
1,404	19	-16	174	-42	-28	1,577	7	-18
257	-7	-17	119	-9	-44	376	-8	-28
1,583	-7	4	35	43	197	1,618	-7	5
247	2	-65	11	-84	-94	257	-17	-71
332	-6	-28	111	40	41	443	2	-18
10	-4	1,474	50	-55	-50	60	-51	-40
21	-36	-74	3	-	44	24	-25	-70
0	-	-	0	-	-	0	-	-
0			196			196		

12-months ending December

Volume (tonnes swt)	Chilled		Frozen		Total	
	12-months ending December	Y-O-Y % chg.	12-months ending December	Y-O-Y % chg.	12-months ending December	Y-O-Y % chg.
Middle East	2,237	-60	18,050	-27	20,287	-33
Nth Africa	0		31	-84	31	-84
UAE	294	-67	4,418	-16	4,712	-23
Saudi Arabia	8	-36	6,338	-23	6,346	-23
Qatar	1,478	127	320	-62	1,798	21
Jordan	2	-97	215	-43	217	-51
Kuwait	92	-81	1,699	-21	1,791	-32
Bahrain	362	-86	614	-66	976	-78
Oman	1	-98	3,662	-31	3,664	-31
Iran	0	-100	0		0	-100
Other	0		815		815	

Calendar year-to-December

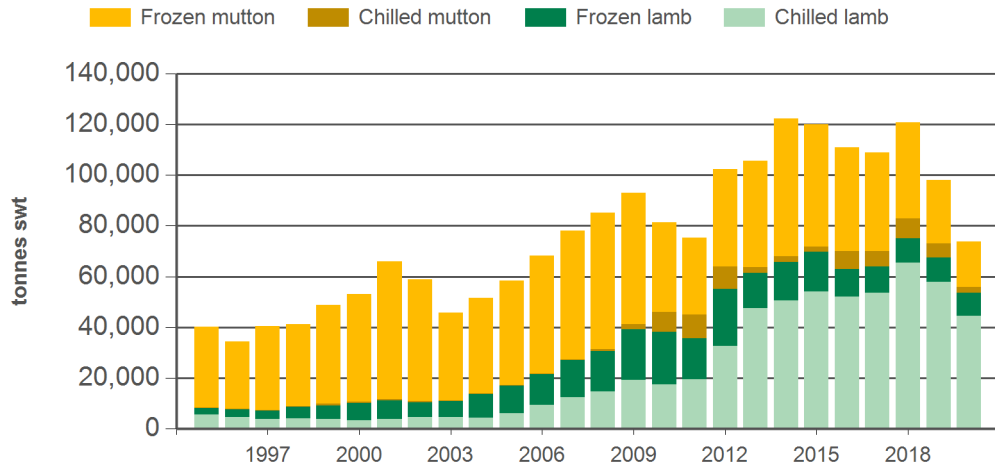
Chilled		Frozen		Total	
2020 YTD	Y-O-Y % chg.	2020 YTD	Y-O-Y % chg.	2020 YTD	Y-O-Y % chg.
2,237	-60	18,050	-27	20,287	-33
0	-	31	-84	31	-84
294	-67	4,418	-16	4,712	-23
8	-36	6,338	-23	6,346	-23
1,478	127	320	-62	1,798	21
2	-97	215	-43	217	-51
92	-81	1,699	-21	1,791	-32
362	-86	614	-66	976	-78
1	-98	3,662	-31	3,664	-31
0	-	0	-	0	-
0		815		815	

Month of December

Chilled			Frozen			Total		
2020 December	M-O-M % chg.	Y-O-Y % chg.	2020 December	M-O-M % chg.	Y-O-Y % chg.	2020 December	M-O-M % chg.	Y-O-Y % chg.
279	0	-50	1,215	41	-44	1,494	31	-46
0	-	-	0	-	-	0	-	-
17	27	-81	206	76	-59	223	71	-62
0	-	-	433	79	-61	433	79	-61
254	-4	-8	26	-8	776	280	-4	0
0	-	-	0	-	-	0	-	-
9	504	-66	192	30	50	201	34	30
0	-	-	25	-50	-68	25	-50	-90
0	-	-	307	23	-4	307	23	-4
0	-	-	0	-	-	0	-	-
0			25			25		

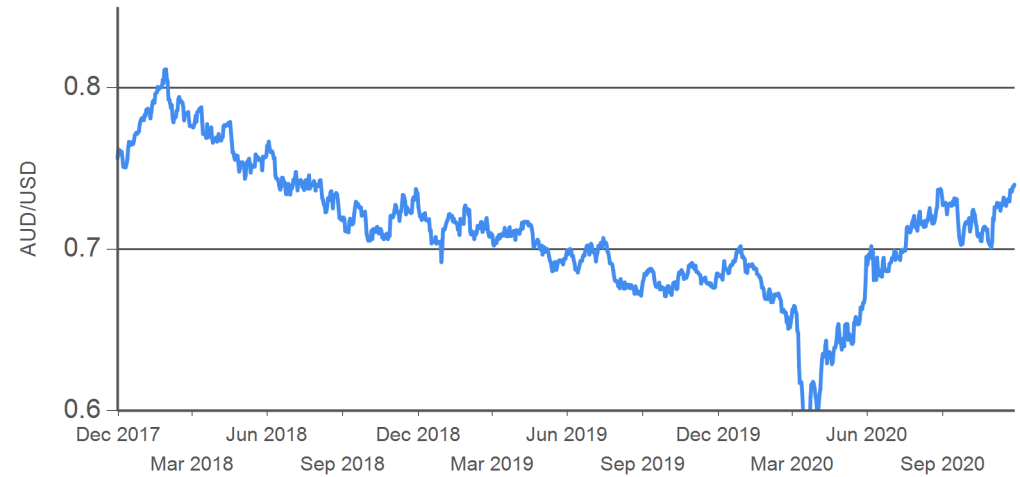
Source: DAWR. SWT = Shipped weight. YTD = Calendar year-to-December. Y-O-Y = Year-on-year. M-O-M = Month-on-month. MENA = Middle East & North African countries. For further information email globalindustryinsights@mla.com.au.

Year-to-December sheepmeat exports to MENA



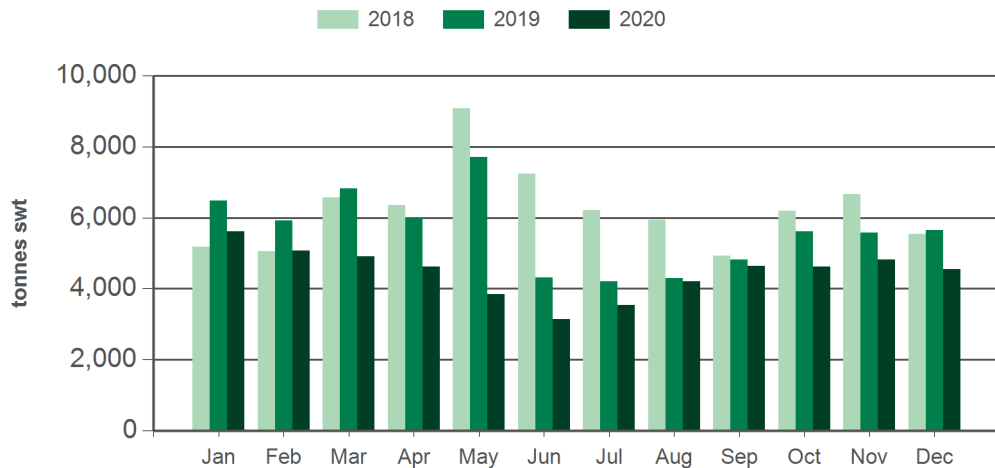
Source: DAWR, Prepared by MLA

AUD/USD



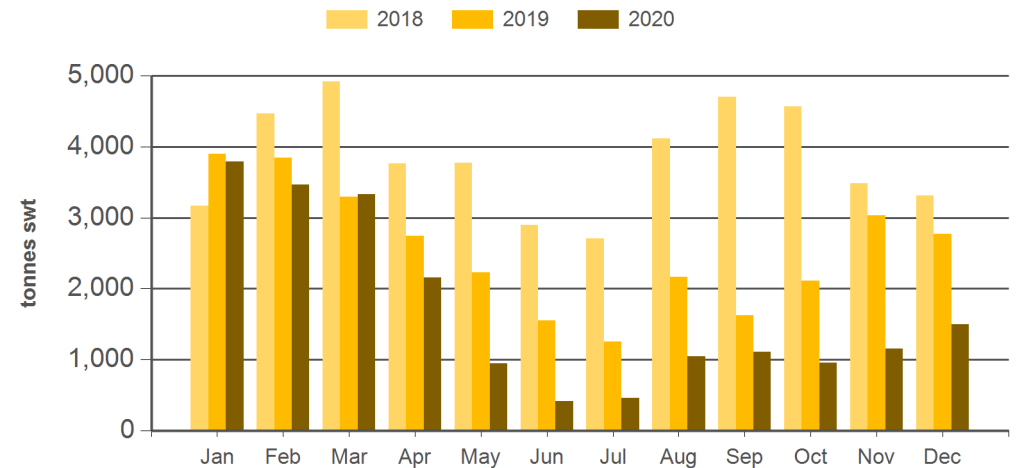
Source: xe.com, Prepared by MLA

Monthly lamb exports to MENA



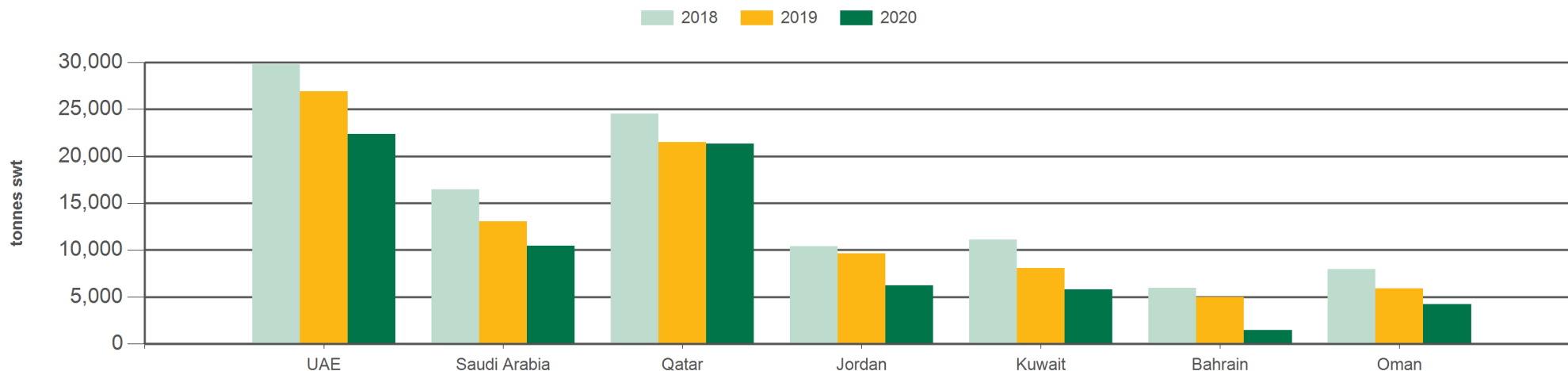
Source: DAWR, Prepared by MLA

Monthly mutton exports to MENA



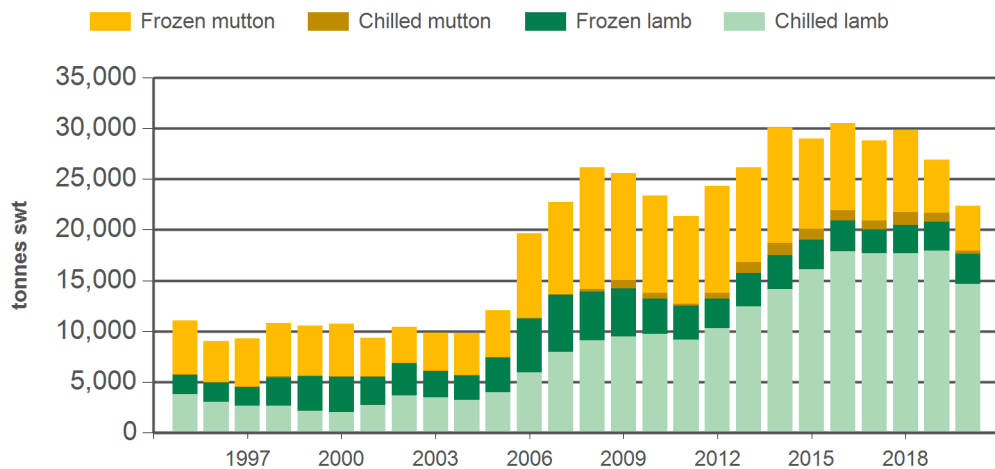
Source: DAWR, Prepared by MLA

Year-to-December sheepmeat exports



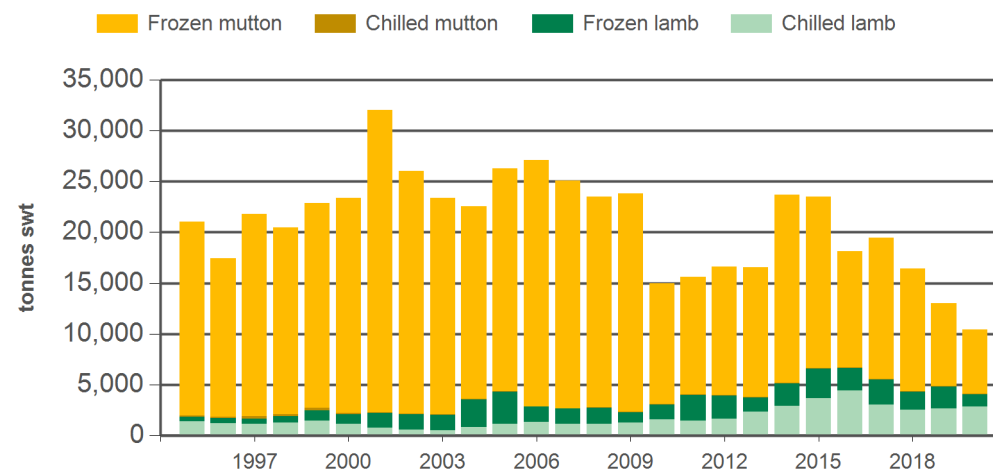
Source: DAWR, Prepared by MLA

Year-to-December sheepmeat exports to the UAE



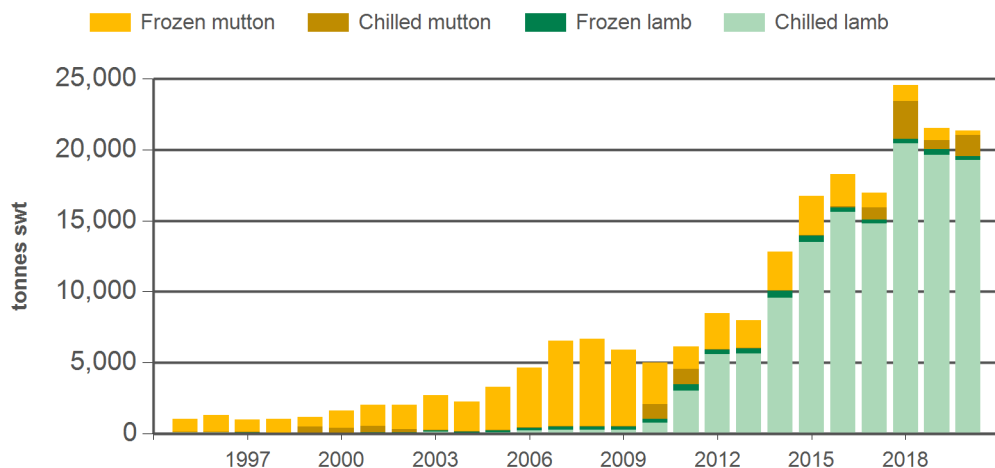
Source: DAWR, Prepared by MLA

Year-to-December sheepmeat exports to Saudi Arabia



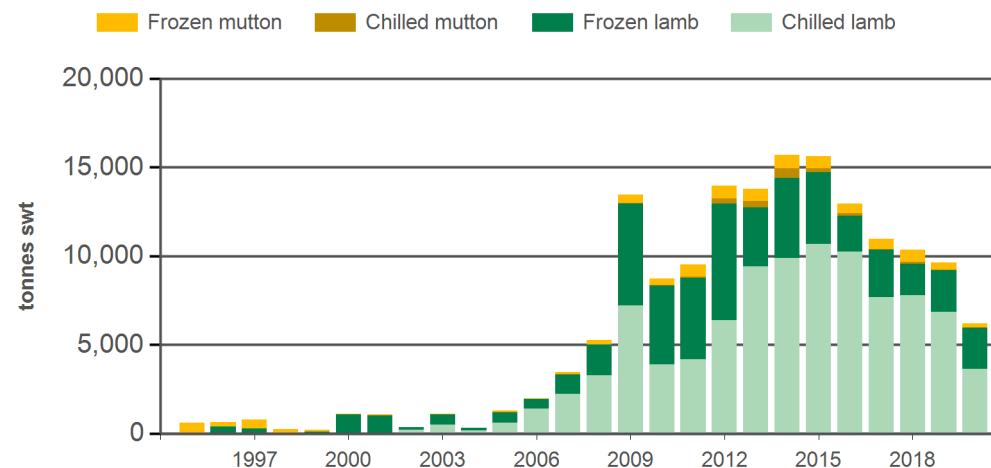
Source: DAWR, Prepared by MLA

Year-to-December sheepmeat exports to Qatar



Source: DAWR, Prepared by MLA

Year-to-December sheepmeat exports to Jordan



Source: DAWR, Prepared by MLA

Historical sheepmeat exports - Calendar year totals

Volume (tonnes swt)	2005	2006	2007	2008	2009	2010	2011	2012	2013	2014	2015	2016	2017	2018	2019	2020 YTD	Y-O-Y % chg.
Middle East	50,104	60,776	70,878	76,106	87,919	79,551	74,542	98,523	100,688	117,080	117,294	109,016	108,247	120,581	97,406	73,459	-25
Nth Africa	8,148	7,406	7,178	9,019	5,072	1,729	801	3,901	4,979	5,097	2,660	2,000	737	234	502	417	-17
UAE	12,069	19,635	22,760	26,159	25,601	23,346	21,373	24,331	26,128	30,067	28,980	30,533	28,806	29,800	26,913	22,347	-17
Saudi Arabia	26,298	27,112	25,063	23,513	23,813	14,986	15,571	16,620	16,544	23,664	23,515	18,117	19,464	16,443	13,043	10,434	-20
Qatar	3,278	4,650	6,560	6,698	5,903	5,013	6,157	8,461	7,981	12,798	16,760	18,254	16,963	24,548	21,505	21,342	-1
Jordan	1,291	1,973	3,484	5,264	13,456	8,722	9,539	13,972	13,801	15,714	15,631	12,956	10,967	10,375	9,633	6,220	-35
Kuwait	4,470	4,456	7,128	7,190	9,880	5,356	5,924	8,732	9,126	8,955	9,561	8,291	9,686	11,103	8,068	5,802	-28
Bahrain	64	82	111	144	1,160	5,937	7,385	9,643	13,363	11,987	8,040	8,444	7,423	5,978	5,002	1,439	-71
Other	10,783	10,273	12,950	16,158	13,178	17,920	9,394	20,666	18,724	18,992	17,467	14,422	15,677	22,568	13,745	6,293	

Source: DAWR. SWT = Shipped weight. YTD = Calendar year-to-December. Y-O-Y = Year-on-year. For further information email globalindustryinsights@mla.com.au.