

12-months ending December

| Volume (tonnes swt) | Chilled | | Frozen | | Total | |
|------------------------|---------------------------------|--------------------|---------------------------------|--------------------|---------------------------------|--------------------|
| | 12-months ending December | Y-O-Y % chg. | 12-months ending December | Y-O-Y % chg. | 12-months ending December | Y-O-Y % chg. |
| Total | 1,797 | -2 | 37,657 | -7 | 39,454 | -7 |
| Malaysia | 62 | -6 | 24,805 | 0 | 24,866 | 0 |
| Singapore | 1,548 | 7 | 10,099 | -4 | 11,647 | -3 |
| Indonesia | 16 | -49 | 1,286 | -45 | 1,301 | -45 |
| Vietnam | 15 | -40 | 299 | -42 | 314 | -42 |
| Brunei | 4 | -74 | 228 | -73 | 232 | -73 |
| Thailand | 150 | -39 | 395 | -32 | 545 | -34 |
| Philippines | 1 | -63 | 407 | -41 | 409 | -41 |
| Other | 2 | | 138 | | 140 | |

Calendar year-to-December

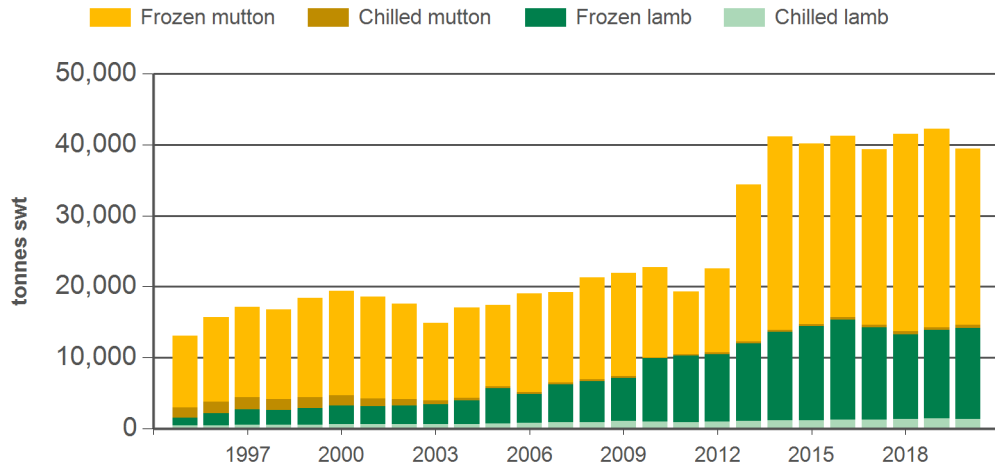
| Chilled | | Frozen | | Total | |
|-------------|--------------------|-------------|--------------------|-------------|--------------------|
| 2020 YTD | Y-O-Y % chg. | 2020 YTD | Y-O-Y % chg. | 2020 YTD | Y-O-Y % chg. |
| 1,797 | -2 | 37,657 | -7 | 39,454 | -7 |
| 62 | -6 | 24,805 | 0 | 24,866 | 0 |
| 1,548 | 7 | 10,099 | -4 | 11,647 | -3 |
| 16 | -49 | 1,286 | -45 | 1,301 | -45 |
| 15 | -40 | 299 | -42 | 314 | -42 |
| 4 | -74 | 228 | -73 | 232 | -73 |
| 150 | -39 | 395 | -32 | 545 | -34 |
| 1 | -63 | 407 | -41 | 409 | -41 |
| 2 | | 138 | | 140 | |

Month of December

| Chilled | | | Frozen | | | Total | | |
|------------------|--------------------|--------------------|------------------|--------------------|--------------------|------------------|--------------------|--------------------|
| 2020 December | M-O-M % chg. | Y-O-Y % chg. | 2020 December | M-O-M % chg. | Y-O-Y % chg. | 2020 December | M-O-M % chg. | Y-O-Y % chg. |
| 167 | -5 | -7 | 2,250 | -31 | -41 | 2,417 | -30 | -40 |
| 9 | 8 | 74 | 1,475 | -31 | -39 | 1,484 | -31 | -39 |
| 130 | -15 | -2 | 616 | -27 | -43 | 747 | -25 | -38 |
| 13 | - | 265 | 57 | -71 | -47 | 69 | -64 | -38 |
| 2 | 163 | -48 | 54 | 89 | 30 | 56 | 90 | 23 |
| 0 | - | - | 0 | - | - | 0 | - | - |
| 13 | -5 | -61 | 20 | -69 | -59 | 34 | -58 | -60 |
| 0 | - | - | 13 | 150 | -63 | 13 | 150 | -63 |
| 0 | | | 15 | | | 15 | | |

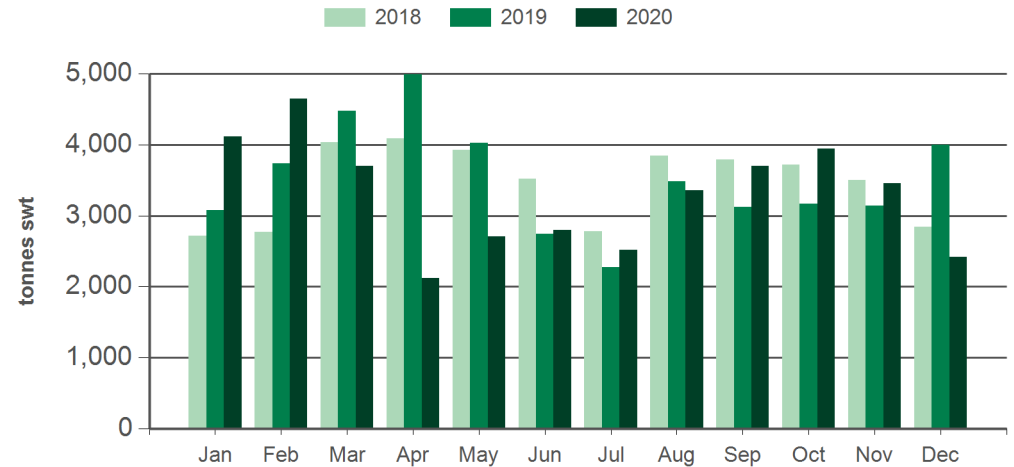
Source: DAWR. SWT = Shipped weight. YTD = Calendar year-to-December. Y-O-Y = Year-on-year. M-O-M = Month-on-month. For further information email globalindustryinsights@mla.com.au.

Year-to-December sheepmeat exports to South East Asia



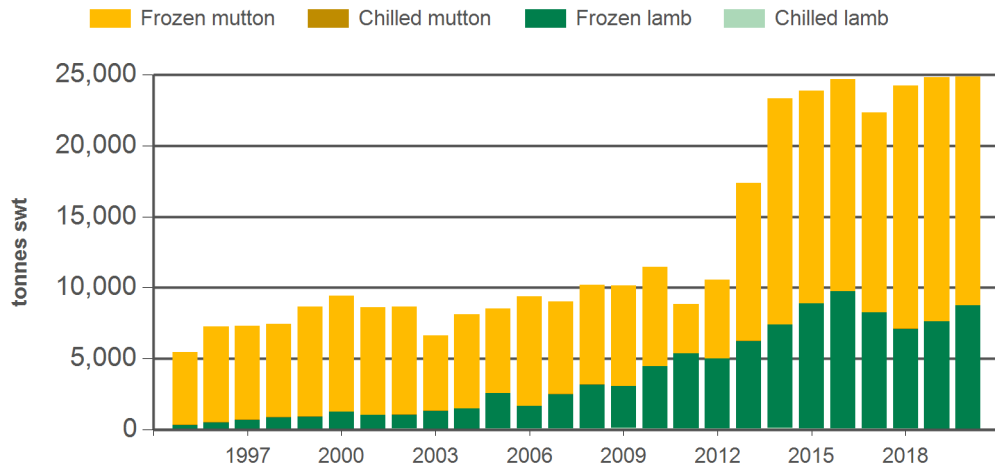
Source: DAWR, Prepared by MLA

Monthly sheepmeat exports to South East Asia



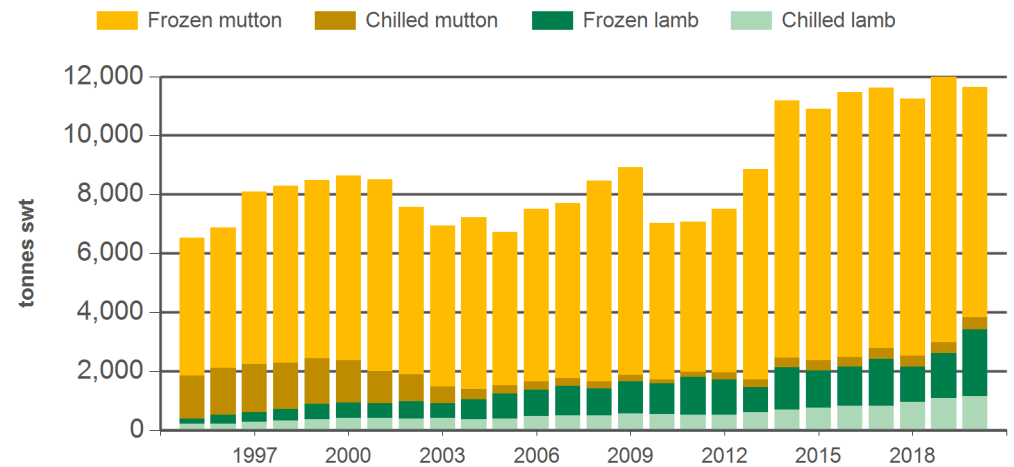
Source: DAWR, Prepared by MLA

Year-to-December sheepmeat exports to the Malaysia



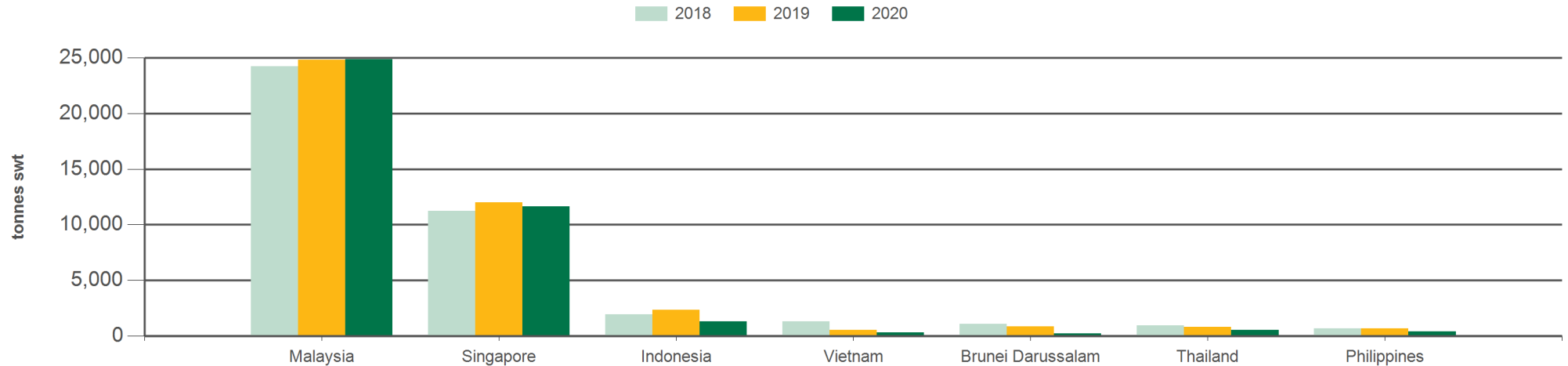
Source: DAWR, Prepared by MLA

Year-to-December sheepmeat exports to Singapore



Source: DAWR, Prepared by MLA

Year-to-December sheepmeat exports South East Asia



Source: DAWR, Prepared by MLA

Historical sheepmeat exports - Calendar year totals

| Volume (tonnes swt) | 2005 | 2006 | 2007 | 2008 | 2009 | 2010 | 2011 | 2012 | 2013 | 2014 | 2015 | 2016 | 2017 | 2018 | 2019 | 2020 YTD | Y-O-Y % chg. |
|---------------------|--------|--------|--------|--------|--------|--------|--------|--------|--------|--------|--------|--------|--------|--------|--------|----------|--------------|
| Total | 17,389 | 19,016 | 19,230 | 21,330 | 21,902 | 22,696 | 19,315 | 22,563 | 34,367 | 41,146 | 40,195 | 41,262 | 39,316 | 41,519 | 42,229 | 39,454 | -7 |
| Malaysia | 8,508 | 9,397 | 9,030 | 10,181 | 10,157 | 11,450 | 8,841 | 10,578 | 17,390 | 23,327 | 23,864 | 24,674 | 22,348 | 24,233 | 24,837 | 24,866 | 0 |
| Singapore | 6,712 | 7,506 | 7,711 | 8,460 | 8,926 | 7,023 | 7,060 | 7,493 | 8,850 | 11,176 | 10,910 | 11,474 | 11,628 | 11,252 | 11,982 | 11,647 | -3 |
| Indonesia | 707 | 594 | 663 | 996 | 795 | 832 | 914 | 1,193 | 1,307 | 1,338 | 2,761 | 2,301 | 2,458 | 1,944 | 2,362 | 1,301 | -45 |
| Vietnam | 126 | 104 | 378 | 231 | 515 | 1,725 | 666 | 1,011 | 4,993 | 3,245 | 395 | 348 | 369 | 1,312 | 540 | 314 | -42 |
| Brunei | 352 | 471 | 518 | 508 | 621 | 776 | 725 | 1,123 | 643 | 733 | 974 | 948 | 979 | 1,093 | 852 | 232 | -73 |
| Thailand | 549 | 524 | 567 | 545 | 514 | 487 | 611 | 700 | 641 | 669 | 722 | 793 | 885 | 930 | 831 | 545 | -34 |
| Philippines | 418 | 402 | 342 | 378 | 354 | 377 | 462 | 445 | 514 | 628 | 497 | 643 | 594 | 672 | 693 | 409 | -41 |
| Other | 15 | 17 | 20 | 30 | 21 | 26 | 36 | 20 | 28 | 31 | 71 | 80 | 56 | 83 | 133 | 140 | |

Source: DAWR. SWT = Shipped weight. YTD = Calendar year-to-December. Y-O-Y = Year-on-year. For further information email globalindustryinsights@mla.com.au.