

#### 12-months ending November

| Volume<br>(tonnes swt) | Chilled                   |              | Frozen                    |              | Total                     |              |
|------------------------|---------------------------|--------------|---------------------------|--------------|---------------------------|--------------|
|                        | 12-months ending November | Y-O-Y % chg. | 12-months ending November | Y-O-Y % chg. | 12-months ending November | Y-O-Y % chg. |
| <b>Total</b>           | 47,292                    | <b>33</b>    | 2,051,951                 | <b>33</b>    | 2,099,243                 | <b>33</b>    |
| <b>Australia</b>       | 33,720                    | <b>28</b>    | 232,319                   | <b>-14</b>   | 266,039                   | <b>-10</b>   |
| <b>Brazil</b>          | -                         |              | 824,861                   | <b>124</b>   | 824,861                   | <b>124</b>   |
| <b>Uruguay</b>         | 645                       | <b>943</b>   | 226,444                   | <b>-19</b>   | 227,089                   | <b>-19</b>   |
| <b>Argentina</b>       | 1,068                     | <b>3,762</b> | 476,155                   | <b>34</b>    | 477,224                   | <b>35</b>    |
| <b>NZ</b>              | 8,840                     | <b>3</b>     | 164,644                   | <b>-17</b>   | 173,484                   | <b>-16</b>   |
| <b>Other</b>           | 3,019                     | <b>363</b>   | 127,528                   | <b>87</b>    | 130,547                   | <b>89</b>    |

#### Calendar year-to-November

| Chilled  |              | Frozen    |              | Total     |              |
|----------|--------------|-----------|--------------|-----------|--------------|
| 2020 YTD | Y-O-Y % chg. | 2020 YTD  | Y-O-Y % chg. | 2020 YTD  | Y-O-Y % chg. |
| 42,632   | <b>28</b>    | 1,867,299 | <b>30</b>    | 1,909,930 | <b>30</b>    |
| 30,669   | <b>25</b>    | 210,517   | <b>-18</b>   | 241,186   | <b>-15</b>   |
| -        | -            | 761,514   | <b>126</b>   | 761,514   | <b>126</b>   |
| 629      | <b>917</b>   | 202,359   | <b>-23</b>   | 202,988   | <b>-22</b>   |
| 1,029    | <b>3,621</b> | 430,431   | <b>31</b>    | 431,460   | <b>31</b>    |
| 7,628    | <b>-5</b>    | 147,820   | <b>-22</b>   | 155,448   | <b>-21</b>   |
| 2,677    | <b>332</b>   | 114,657   | <b>81</b>    | 117,335   | <b>83</b>    |

#### Month of November

| Chilled       |              |              | Frozen        |              |              | Total         |              |              |
|---------------|--------------|--------------|---------------|--------------|--------------|---------------|--------------|--------------|
| 2020 November | M-O-M % chg. | Y-O-Y % chg. | 2020 November | M-O-M % chg. | Y-O-Y % chg. | 2020 November | M-O-M % chg. | Y-O-Y % chg. |
| 4,259         | <b>35</b>    | <b>-11</b>   | 164,123       | <b>-1</b>    | <b>-10</b>   | 168,382       | <b>-1</b>    | <b>-10</b>   |
| 2,474         | <b>22</b>    | <b>-36</b>   | 12,462        | <b>26</b>    | <b>-57</b>   | 14,936        | <b>25</b>    | <b>-55</b>   |
| -             | -            | -            | 72,855        | <b>-13</b>   | <b>26</b>    | 72,855        | <b>-13</b>   | <b>26</b>    |
| 170           | <b>52</b>    | <b>530</b>   | 15,135        | <b>-4</b>    | <b>-39</b>   | 15,305        | <b>-3</b>    | <b>-39</b>   |
| 277           | -            | <b>1,009</b> | 41,203        | <b>17</b>    | <b>-11</b>   | 41,480        | <b>18</b>    | <b>-10</b>   |
| 691           | <b>62</b>    | <b>-5</b>    | 9,230         | <b>-1</b>    | <b>-37</b>   | 9,921         | <b>2</b>     | <b>-36</b>   |
| 646           | <b>9</b>     | <b>540</b>   | 13,238        | <b>5</b>     | <b>39</b>    | 13,884        | <b>5</b>     | <b>45</b>    |

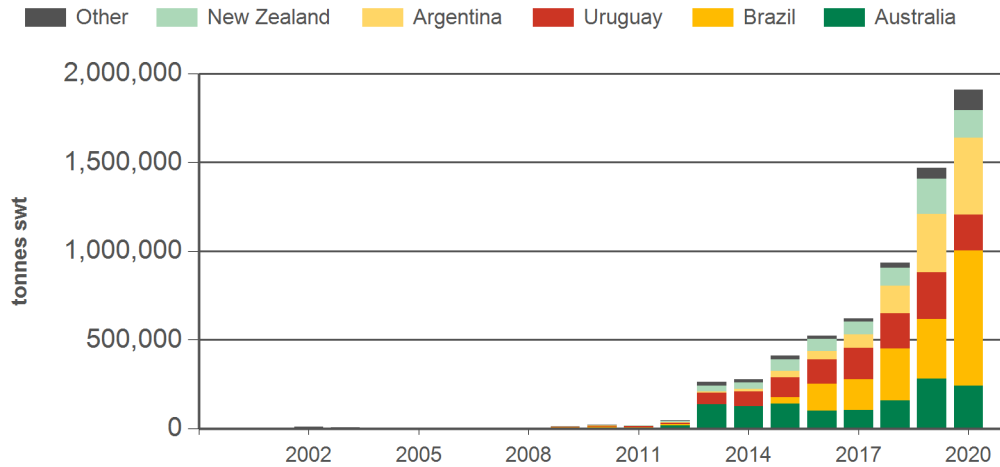
| Value<br>(Million RMB) | Chilled                   |              | Frozen                    |              | Total                     |              |
|------------------------|---------------------------|--------------|---------------------------|--------------|---------------------------|--------------|
|                        | 12-months ending November | Y-O-Y % chg. | 12-months ending November | Y-O-Y % chg. | 12-months ending November | Y-O-Y % chg. |
| <b>Total</b>           | 2,725                     | <b>42</b>    | 68,638                    | <b>34</b>    | 71,363                    | <b>34</b>    |
| <b>Australia</b>       | 1,994                     | <b>35</b>    | 8,905                     | <b>-14</b>   | 10,899                    | <b>-8</b>    |
| <b>Brazil</b>          | -                         |              | 28,793                    | <b>123</b>   | 28,793                    | <b>123</b>   |
| <b>Uruguay</b>         | 27                        | <b>794</b>   | 5,964                     | <b>-18</b>   | 5,991                     | <b>-18</b>   |
| <b>Argentina</b>       | 39                        | <b>2,828</b> | 14,746                    | <b>29</b>    | 14,785                    | <b>30</b>    |
| <b>NZ</b>              | 402                       | <b>8</b>     | 5,693                     | <b>-14</b>   | 6,095                     | <b>-13</b>   |
| <b>Other</b>           | 263                       | <b>264</b>   | 4,537                     | <b>77</b>    | 4,801                     | <b>82</b>    |

| Chilled  |              | Frozen   |              | Total    |              |
|----------|--------------|----------|--------------|----------|--------------|
| 2020 YTD | Y-O-Y % chg. | 2020 YTD | Y-O-Y % chg. | 2020 YTD | Y-O-Y % chg. |
| 2,460    | <b>37</b>    | 61,654   | <b>28</b>    | 64,114   | <b>29</b>    |
| 1,817    | <b>33</b>    | 8,086    | <b>-18</b>   | 9,903    | <b>-12</b>   |
| -        | -            | 26,158   | <b>119</b>   | 26,158   | <b>119</b>   |
| 26       | <b>769</b>   | 5,210    | <b>-24</b>   | 5,236    | <b>-23</b>   |
| 37       | <b>2,693</b> | 13,042   | <b>22</b>    | 13,079   | <b>22</b>    |
| 342      | <b>-2</b>    | 5,055    | <b>-20</b>   | 5,396    | <b>-19</b>   |
| 238      | <b>247</b>   | 4,104    | <b>73</b>    | 4,342    | <b>78</b>    |

| Chilled       |              |              | Frozen        |              |              | Total         |              |              |
|---------------|--------------|--------------|---------------|--------------|--------------|---------------|--------------|--------------|
| 2020 November | M-O-M % chg. | Y-O-Y % chg. | 2020 November | M-O-M % chg. | Y-O-Y % chg. | 2020 November | M-O-M % chg. | Y-O-Y % chg. |
| 260           | <b>28</b>    | <b>1</b>     | 4,620         | -            | <b>-31</b>   | 4,880         | <b>1</b>     | <b>-30</b>   |
| 161           | <b>23</b>    | <b>-23</b>   | 436           | <b>31</b>    | <b>-62</b>   | 597           | <b>29</b>    | <b>-56</b>   |
| -             | -            | -            | 2,128         | <b>-12</b>   | <b>-8</b>    | 2,128         | <b>-12</b>   | <b>-8</b>    |
| 7             | <b>71</b>    | <b>450</b>   | 330           | <b>2</b>     | <b>-57</b>   | 337           | <b>3</b>     | <b>-56</b>   |
| 9             | -            | <b>706</b>   | 1,005         | <b>17</b>    | <b>-39</b>   | 1,014         | <b>18</b>    | <b>-38</b>   |
| 29            | <b>60</b>    | <b>-18</b>   | 248           | <b>2</b>     | <b>-49</b>   | 277           | <b>6</b>     | <b>-47</b>   |
| 54            | <b>9</b>     | <b>388</b>   | 473           | <b>4</b>     | <b>51</b>    | 527           | <b>5</b>     | <b>62</b>    |

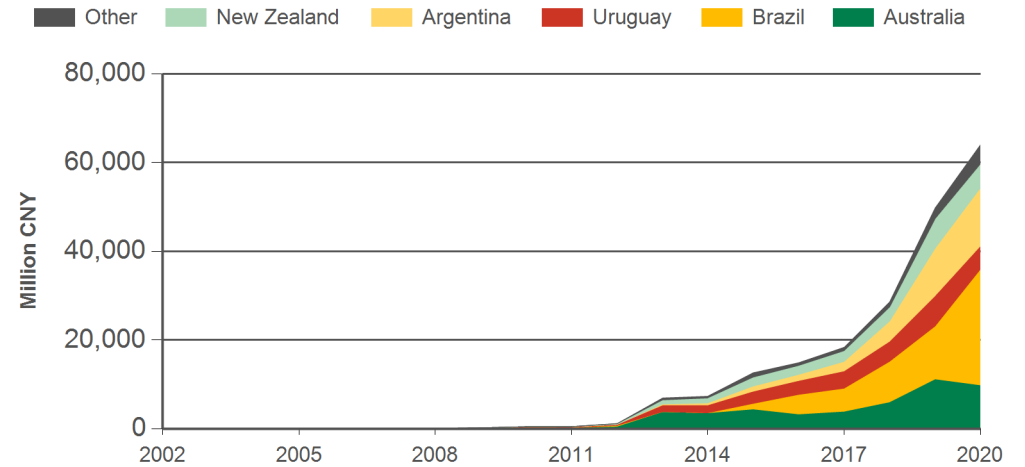
Source: Global Trade Atlas, China Customs. SWT = Shipped weight. YTD = Calendar year-to-November. Y-O-Y = Year-on-year. M-O-M = Month-on-month. For further information email [globalindustryinsights@mla.com.au](mailto:globalindustryinsights@mla.com.au). \*trade data represented in this report excludes imports into Hong Kong

#### Year-to-November China beef imports - volume



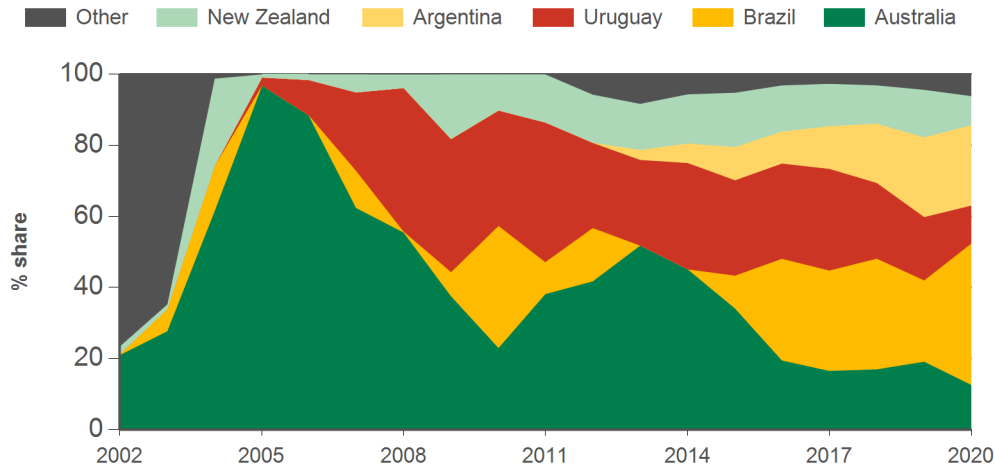
Source: Global Trade Atlas, China Customs. Prepared by MLA.

#### Year-to-November China beef imports - value



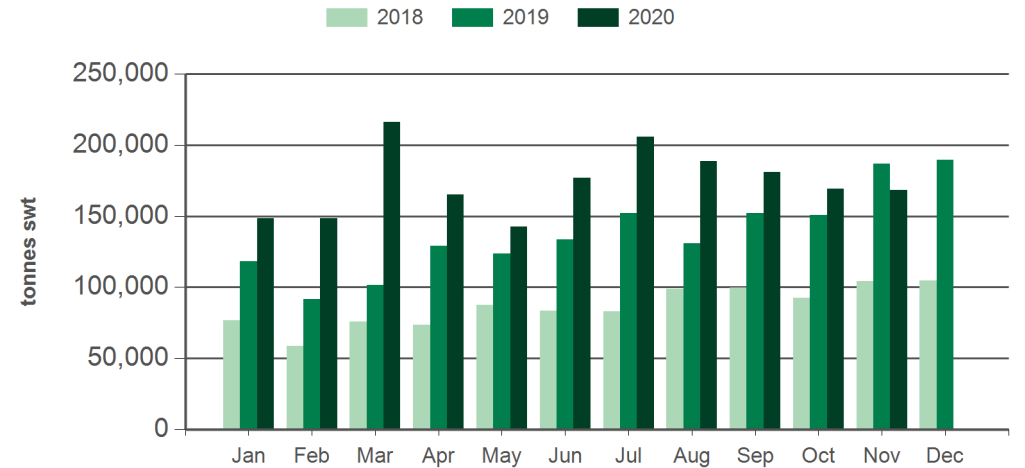
Source: Global Trade Atlas, China Customs. Prepared by MLA.

#### Year-to-November imported beef market share



Source: Global Trade Atlas, China Customs. Prepared by MLA. % share based off import volume.

#### Monthly China beef imports



Source: Global Trade Atlas, China Customs. Prepared by MLA.

**Historical beef imports - Calendar year totals**

| Volume (tonnes swt) | 2005  | 2006  | 2007  | 2008  | 2009   | 2010   | 2011   | 2012   | 2013    | 2014    | 2015    | 2016    | 2017    | 2018      | 2019      | 2020 YTD  | Y-O-Y % chg. |
|---------------------|-------|-------|-------|-------|--------|--------|--------|--------|---------|---------|---------|---------|---------|-----------|-----------|-----------|--------------|
| <b>Total</b>        | 1,143 | 1,161 | 3,639 | 4,243 | 14,158 | 23,702 | 20,135 | 61,386 | 294,223 | 297,949 | 473,835 | 580,049 | 695,109 | 1,039,388 | 1,659,891 | 1,909,930 | <b>30</b>    |
| <b>Australia</b>    | 1,109 | 1,034 | 2,172 | 2,571 | 5,558  | 5,757  | 7,876  | 27,293 | 154,777 | 135,210 | 155,938 | 110,911 | 115,772 | 173,088   | 307,217   | 241,186   | <b>-15</b>   |
| <b>Brazil</b>       | 0     | 0     | 329   | 33    | 932    | 7,853  | 2,091  | 8,705  | 0       | 0       | 56,429  | 171,157 | 197,563 | 322,693   | 399,642   | 761,514   | <b>126</b>   |
| <b>Uruguay</b>      | 25    | 110   | 920   | 1,464 | 5,163  | 7,633  | 7,364  | 14,497 | 70,334  | 89,080  | 123,206 | 155,441 | 195,868 | 218,553   | 285,826   | 202,988   | <b>-22</b>   |
| <b>Argentina</b>    | 0     | 0     | 0     | 0     | 0      | 16     | 0      | 220    | 9,220   | 16,983  | 42,688  | 51,957  | 86,330  | 180,377   | 375,581   | 431,460   | <b>31</b>    |
| <b>NZ</b>           | 10    | 17    | 217   | 173   | 2,505  | 2,442  | 2,803  | 7,456  | 35,375  | 40,384  | 70,266  | 72,052  | 79,479  | 110,805   | 214,400   | 155,448   | <b>-21</b>   |
| <b>Other</b>        | 0     | 0     | 0     | 2     | 0      | 1      | 0      | 3,216  | 24,517  | 16,292  | 25,309  | 18,532  | 20,097  | 33,872    | 77,225    | 117,335   | <b>83</b>    |

Source: Global Trade Atlas, China Customs. SWT = Shipped weight. YTD = Calendar year-to-November. Y-O-Y = Year-on-year. For further information email [globalindustryinsights@mla.com.au](mailto:globalindustryinsights@mla.com.au).