

#### 12-months ending November

Volume (tonnes swt)	Chilled		Frozen		Total	
	12-months ending November	Y-O-Y % chg.	12-months ending November	Y-O-Y % chg.	12-months ending November	Y-O-Y % chg.
<b>Total</b>	259,401	-6	344,862	3	604,263	-1
<b>Australia</b>	114,396	-9	149,028	-13	263,424	-11
<b>US</b>	122,275	-5	136,458	27	258,733	9
<b>NZ</b>	6,298	-7	13,454	18	19,753	9
<b>Canada</b>	10,338	1	27,160	-11	37,498	-8
<b>Other</b>	6,093	27	18,762	35	24,855	33

#### Calendar year-to-November

Chilled		Frozen		Total	
2020 YTD	Y-O-Y % chg.	2020 YTD	Y-O-Y % chg.	2020 YTD	Y-O-Y % chg.
237,863	-6	313,269	1	551,132	-2
104,102	-9	136,281	-12	240,383	-11
113,367	-4	121,382	23	234,749	8
5,689	-9	12,860	15	18,549	7
9,130	-6	25,197	-16	34,328	-14
5,575	22	17,548	34	23,122	31

#### Month of November

Chilled			Frozen			Total		
2020 November	M-O-M % chg.	Y-O-Y % chg.	2020 November	M-O-M % chg.	Y-O-Y % chg.	2020 November	M-O-M % chg.	Y-O-Y % chg.
21,608	1	1	27,828	-6	7	49,435	-3	5
9,010	-16	-6	12,170	3	-11	21,179	-6	-9
10,870	21	12	11,783	-9	81	22,653	3	40
519	-22	7	668	4	60	1,187	-9	31
780	24	-28	2,481	-14	-41	3,261	-7	-38
429	12	-22	726	-44	-36	1,155	-31	-31

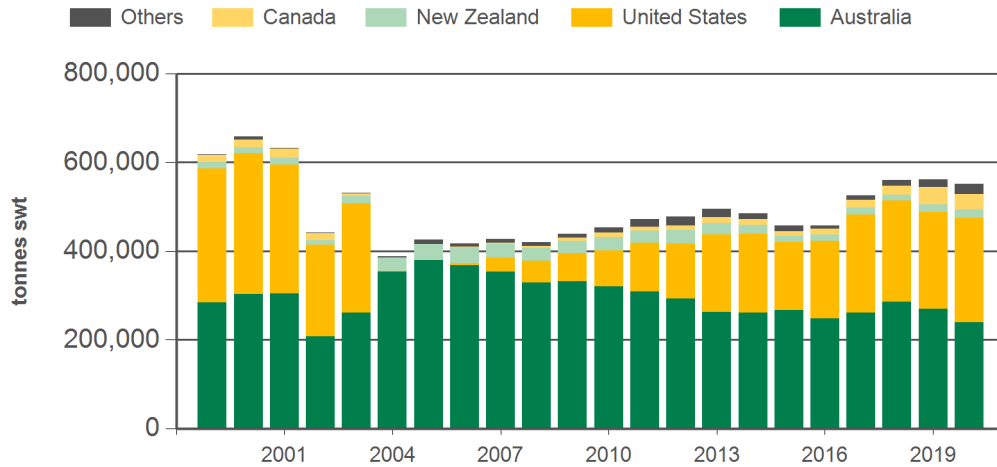
Value (million Yen)	Chilled		Frozen		Total	
	12-months ending November	Y-O-Y % chg.	12-months ending November	Y-O-Y % chg.	12-months ending November	Y-O-Y % chg.
<b>Total</b>	208,555	-11	151,518	1	360,074	-6
<b>Australia</b>	92,581	-12	70,319	-10	162,900	-11
<b>US</b>	97,970	-10	54,648	18	152,619	-2
<b>NZ</b>	6,101	-11	7,456	19	13,557	3
<b>Canada</b>	7,029	-2	10,893	-15	17,922	-10
<b>Other</b>	4,875	14	8,202	26	13,076	21

Chilled		Frozen		Total	
2020 YTD	Y-O-Y % chg.	2020 YTD	Y-O-Y % chg.	2020 YTD	Y-O-Y % chg.
190,647	-11	137,005	-1	327,653	-7
84,093	-13	63,869	-10	147,962	-12
90,450	-9	48,240	14	138,691	-2
5,477	-13	7,096	17	12,573	1
6,225	-9	10,129	-20	16,354	-16
4,403	8	7,671	24	12,073	18

Chilled			Frozen			Total		
2020 November	M-O-M % chg.	Y-O-Y % chg.	2020 November	M-O-M % chg.	Y-O-Y % chg.	2020 November	M-O-M % chg.	Y-O-Y % chg.
16,956	2	-5	11,602	-8	2	28,558	-2	-2
7,364	-15	-7	5,311	-3	-17	12,675	-10	-11
8,262	25	1	4,715	-8	82	12,977	11	20
485	-21	-1	356	2	52	841	-13	16
548	32	-29	910	-21	-44	1,458	-7	-39
298	11	-40	310	-42	-40	608	-25	-40

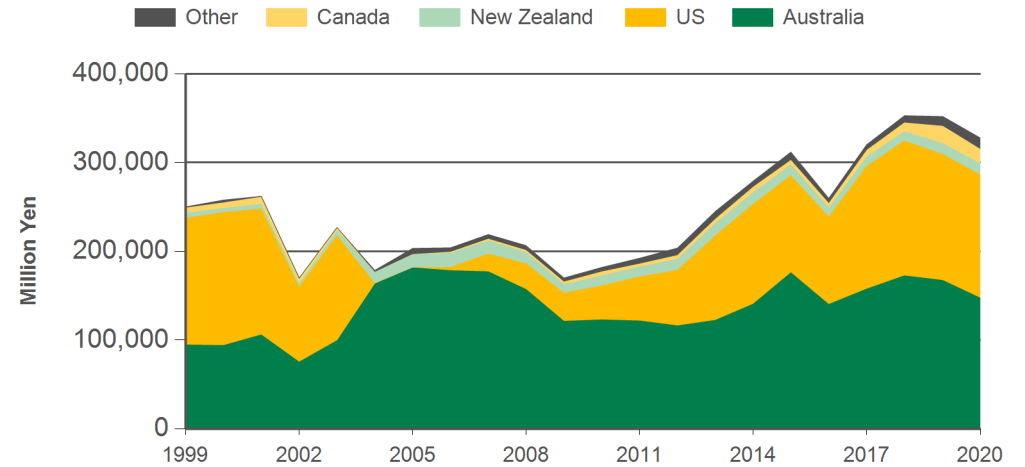
Source: Japan Ministry of Finance. SWT = Shipped weight. YTD = Calendar year-to-November. Y-O-Y = Year-on-year. M-O-M = Month-on-month. Grainfed is the prefix for grainfed beef. For further information email [globalindustryinsights@mla.com.au](mailto:globalindustryinsights@mla.com.au).

#### Year-to-November Japan beef imports - volume



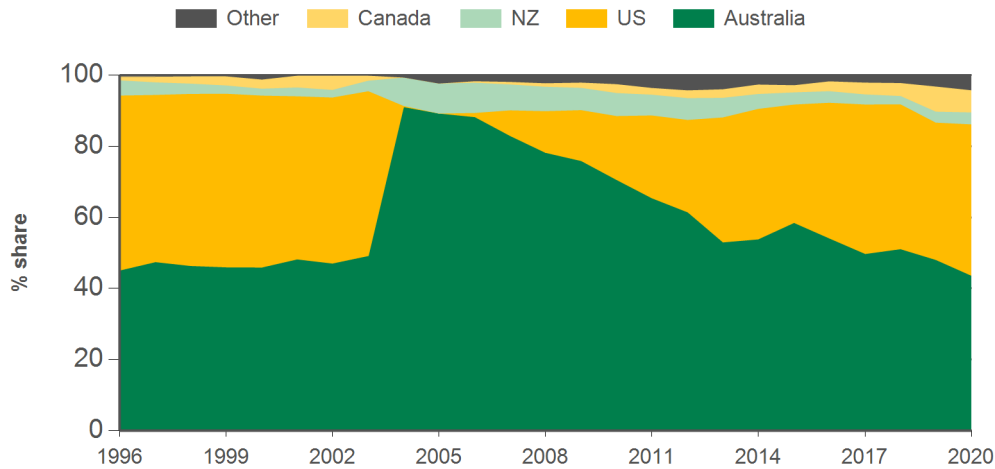
Source: Japan Ministry of Finance, Prepared by MLA

#### Year-to-November Japan beef imports - value



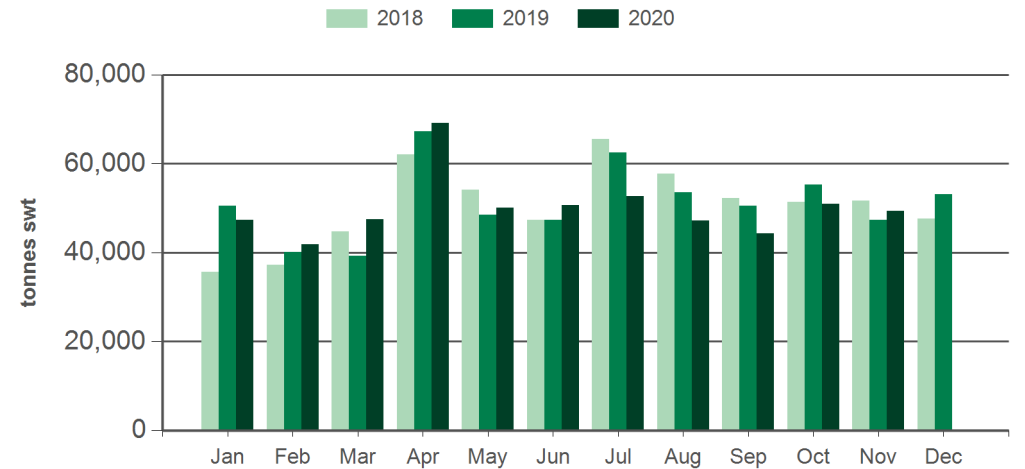
Source: Japan Ministry of Finance, Prepared by MLA

#### Year-to-November imported beef market share



Source: Japan Ministry of Finance, Prepared by MLA. % share based off import volume.

#### Monthly Japan beef imports



Source: Japan Ministry of Finance, Prepared by MLA

**Historical beef imports - Calendar year totals**

Volume (tonnes swt)	2005	2006	2007	2008	2009	2010	2011	2012	2013	2014	2015	2016	2017	2018	2019	2020 YTD	Y-O-Y % chg.
<b>Total</b>	459,947	460,619	473,668	458,024	481,136	499,531	517,231	514,186	534,254	518,708	493,984	503,086	572,942	607,393	615,390	551,132	-2
<b>Australia</b>	411,442	405,620	393,839	358,229	363,907	351,118	338,743	318,400	285,923	280,842	288,580	272,823	287,513	311,682	293,501	240,383	-11
<b>US</b>	42	7,321	34,147	54,109	69,192	91,618	120,605	131,921	186,056	188,675	165,435	192,122	239,580	247,428	241,050	234,749	8
<b>NZ</b>	37,954	37,931	33,710	30,792	29,558	31,584	29,737	31,412	29,429	21,943	16,652	16,393	15,748	13,948	18,571	18,549	7
<b>Canada</b>	5	2,085	3,368	4,712	8,527	12,926	10,179	11,468	12,691	13,583	9,941	13,458	18,711	21,265	42,900	34,328	-14
<b>Other</b>	10,504	7,662	8,604	10,181	9,951	12,285	17,969	20,985	20,156	13,664	13,377	8,290	11,389	13,071	19,368	23,122	31

Source: Japan Ministry of Finance. SWT = Shipped weight. YTD = Calendar year-to-November. Y-O-Y = Year-on-year. For further information email [globalindustryinsights@mla.com.au](mailto:globalindustryinsights@mla.com.au).