

China beef imports *

Monthly trade summary February 2021

12-months ending February

Volume (tonnes swt)	Chilled		Frozen		Total	
	12-months ending February	Y-O-Y % chg.	12-months ending February	Y-O-Y % chg.	12-months ending February	Y-O-Y % chg.
Total	51,170	28	2,168,827	27	2,219,997	27
Australia	32,466	10	191,126	-37	223,592	-33
Brazil	-		914,525	105	914,525	105
Uruguay	2,177	1,431	250,256	-8	252,433	-7
Argentina	1,926	606	506,965	29	508,891	29
NZ	9,463	4	162,059	-22	171,522	-21
Other	5,138	396	143,895	70	149,033	74

Calendar year-to-February

Chilled		Frozen		Total	
2021 YTD	Y-O-Y % chg.	2021 YTD	Y-O-Y % chg.	2021 YTD	Y-O-Y % chg.
8,824	38	389,425	34	398,249	34
3,960	-19	23,388	-56	27,348	-52
-	-	161,797	69	161,797	69
929	1,343	54,946	66	55,875	69
634	208	90,821	40	91,455	40
1,649	47	28,439	4	30,088	6
1,652	1,094	30,034	77	31,686	85

Month of February

Chilled			Frozen			Total		
2021 February	M-O-M % chg.	Y-O-Y % chg.	2021 February	M-O-M % chg.	Y-O-Y % chg.	2021 February	M-O-M % chg.	Y-O-Y % chg.
4,412	-	38	194,712	-	34	199,125	-	34
1,980	-	-19	11,694	-	-56	13,674	-	-52
-	-	-	80,899	-	69	80,899	-	69
465	-	1,343	27,473	-	66	27,938	-	69
317	-	208	45,410	-	40	45,728	-	40
824	-	47	14,219	-	4	15,044	-	6
826	-	1,094	15,017	-	77	15,843	-	85

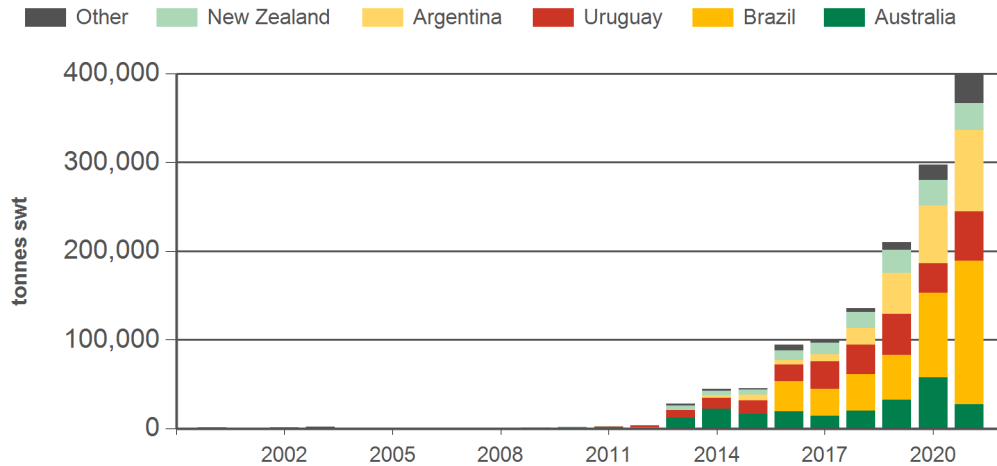
Value (Million RMB)	Chilled		Frozen		Total	
	12-months ending February	Y-O-Y % chg.	12-months ending February	Y-O-Y % chg.	12-months ending February	Y-O-Y % chg.
Total	2,977	36	67,605	12	70,582	13
Australia	1,999	20	7,113	-40	9,112	-32
Brazil	-		29,797	76	29,797	76
Uruguay	82	1,128	6,057	-20	6,139	-19
Argentina	66	445	14,209	5	14,275	6
NZ	414	-	5,227	-28	5,641	-27
Other	416	325	5,203	68	5,619	76

Chilled		Frozen		Total	
2021 YTD	Y-O-Y % chg.	2021 YTD	Y-O-Y % chg.	2021 YTD	Y-O-Y % chg.
526	48	11,488	1	12,015	2
280	2	886	-59	1,166	-53
-	-	4,973	26	4,973	26
33	1,050	1,284	24	1,317	27
22	145	2,330	-5	2,352	-4
72	29	895	-20	967	-18
119	934	1,121	76	1,240	91

Chilled			Frozen			Total		
2021 February	M-O-M % chg.	Y-O-Y % chg.	2021 February	M-O-M % chg.	Y-O-Y % chg.	2021 February	M-O-M % chg.	Y-O-Y % chg.
263	-	47	5,741	-	-	6,004	-	2
140	-	1	443	-	-60	583	-	-53
-	-	-	2,485	-	25	2,485	-	25
17	-	1,043	641	-	24	658	-	26
11	-	144	1,164	-	-6	1,175	-	-5
36	-	28	447	-	-20	483	-	-18
60	-	928	560	-	75	620	-	90

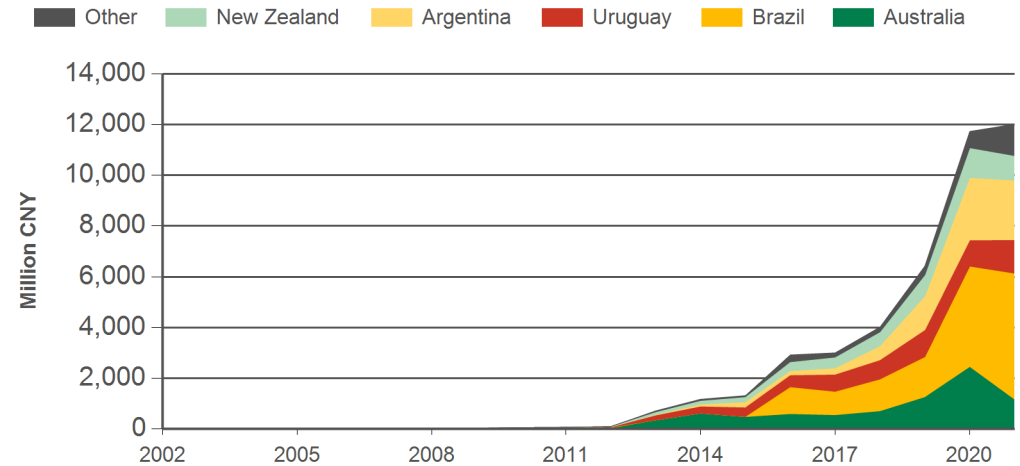
Source: Global Trade Atlas, China Customs. SWT = Shipped weight. YTD = Calendar year-to-February. Y-O-Y = Year-on-year. M-O-M = Month-on-month. For further information email globalindustryinsights@mla.com.au.
*trade data represented in this report excludes imports into Hong Kong

Year-to-February China beef imports - volume



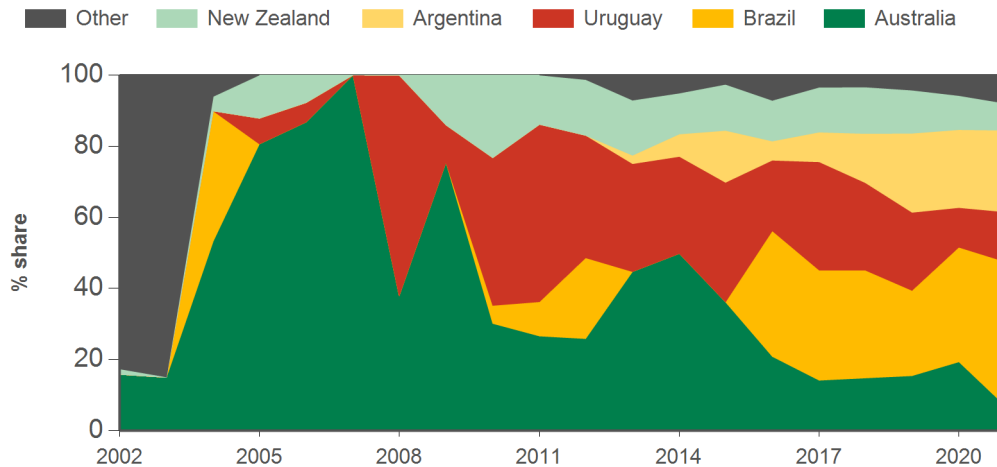
Source: Global Trade Atlas, China Customs. Prepared by MLA.

Year-to-February China beef imports - value



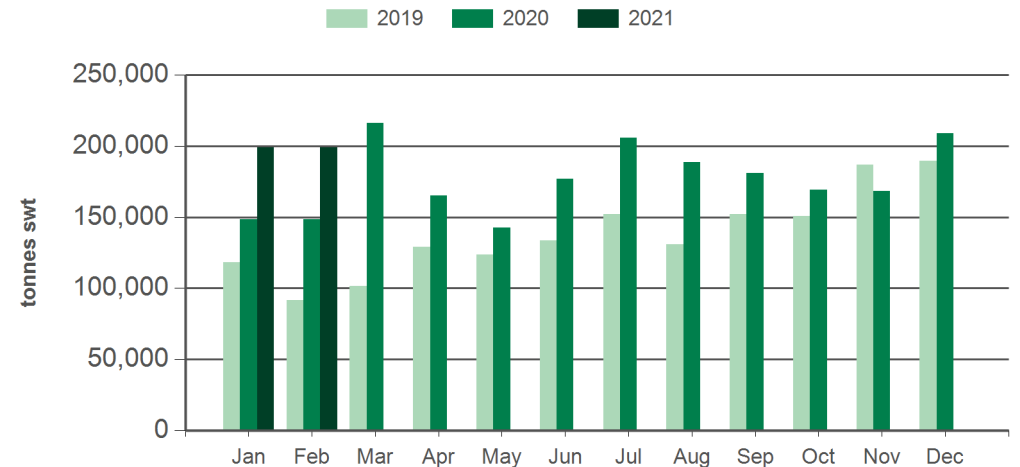
Source: Global Trade Atlas, China Customs. Prepared by MLA.

Year-to-February imported beef market share



Source: Global Trade Atlas, China Customs. Prepared by MLA. % share based off import volume.

Monthly China beef imports



Source: Global Trade Atlas, China Customs. Prepared by MLA.

Historical beef imports - Calendar year totals

Volume (tonnes swt)	2006	2007	2008	2009	2010	2011	2012	2013	2014	2015	2016	2017	2018	2019	2020	2021 YTD	Y-O-Y % chg.
Total	1,161	3,639	4,243	14,158	23,702	20,135	61,386	294,223	297,949	473,835	580,049	695,109	1,039,388	1,659,891	2,118,873	398,249	34
Australia	1,034	2,172	2,571	5,558	5,757	7,876	27,293	154,777	135,210	155,938	110,911	115,772	173,088	307,217	253,784	27,348	-52
Brazil	0	329	33	932	7,853	2,091	8,705	0	0	56,429	171,157	197,563	322,693	399,642	848,473	161,797	69
Uruguay	110	920	1,464	5,163	7,633	7,364	14,497	70,334	89,080	123,206	155,441	195,868	218,553	285,826	229,678	55,875	69
Argentina	0	0	0	0	16	0	220	9,220	16,983	42,688	51,957	86,330	180,377	375,581	482,567	91,455	40
NZ	17	217	173	2,505	2,442	2,803	7,456	35,375	40,384	70,266	72,052	79,479	110,805	214,400	169,874	30,088	6
Other	0	0	2	0	1	0	3,216	24,517	16,292	25,309	18,532	20,097	33,872	77,225	134,498	31,686	85

Source: Global Trade Atlas, China Customs. SWT = Shipped weight. YTD = Calendar year-to-February. Y-O-Y = Year-on-year. For further information email globalindustryinsights@mla.com.au.