

#### European Union (UK inclusive)

##### 12-months ending February

Volume (tonnes swt)	Chilled		Frozen		Total	
	12-months ending February	Y-O-Y % chg.	12-months ending February	Y-O-Y % chg.	12-months ending February	Y-O-Y % chg.
Total	13,419	-9	594	-30	14,012	-10
Grainfed	11,161	7	572	-29	11,732	5
Grassfed	2,258	-47	22	-43	2,280	-47

##### Calendar year-to-February

Chilled		Frozen		Total	
2020 YTD	Y-O-Y % chg.	2020 YTD	Y-O-Y % chg.	2020 YTD	Y-O-Y % chg.
2,224	1	41	-62	2,265	-2
2,096	7	41	-58	2,137	4
128	-49	-	-	128	-51

##### Month of February

Chilled			Frozen			Total		
2020 February	M-O-M % chg.	Y-O-Y % chg.	2020 February	M-O-M % chg.	Y-O-Y % chg.	2020 February	M-O-M % chg.	Y-O-Y % chg.
1,386	66	-3	35	510	-47	1,422	69	-5
1,301	63	4	35	510	-47	1,336	67	1
86	105	-53	-	-	-	86	105	-53

#### United Kingdom

##### 12-months ending February

Volume (tonnes swt)	Chilled		Frozen		Total	
	12-months ending February	Y-O-Y % chg.	12-months ending February	Y-O-Y % chg.	12-months ending February	Y-O-Y % chg.
Total	3,348	-24	101	65	3,449	-23
Grainfed	2,509	-3	93	52	2,602	-2
Grassfed	838	-54	8	-	846	-53

##### Calendar year-to-February

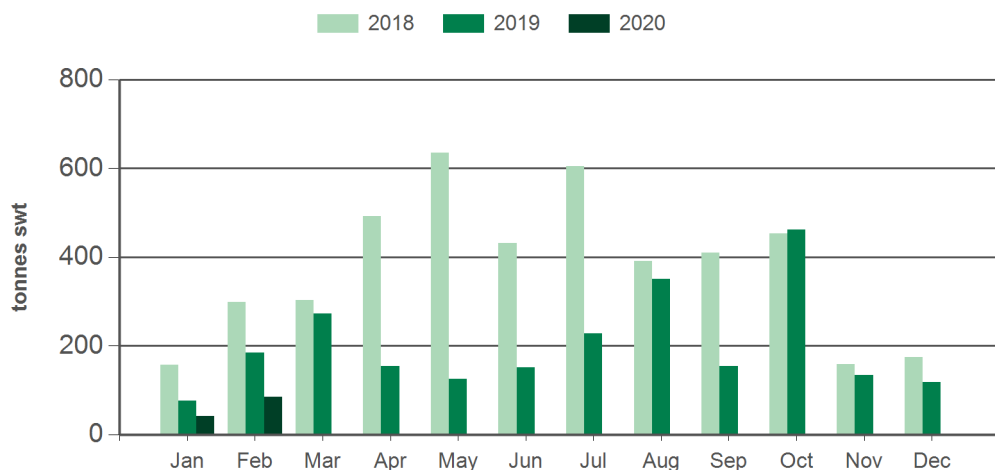
Chilled		Frozen		Total	
2020 YTD	Y-O-Y % chg.	2020 YTD	Y-O-Y % chg.	2020 YTD	Y-O-Y % chg.
451	-26	14	6	464	-25
408	-10	14	6	421	-9
43	-72	-	-	43	-72

##### Month of February

Chilled			Frozen			Total		
2020 February	M-O-M % chg.	Y-O-Y % chg.	2020 February	M-O-M % chg.	Y-O-Y % chg.	2020 February	M-O-M % chg.	Y-O-Y % chg.
279	63	-27	14	-	-	293	71	-23
246	53	9	14	-	-	260	61	15
33	238	-79	-	-	-	33	238	-79

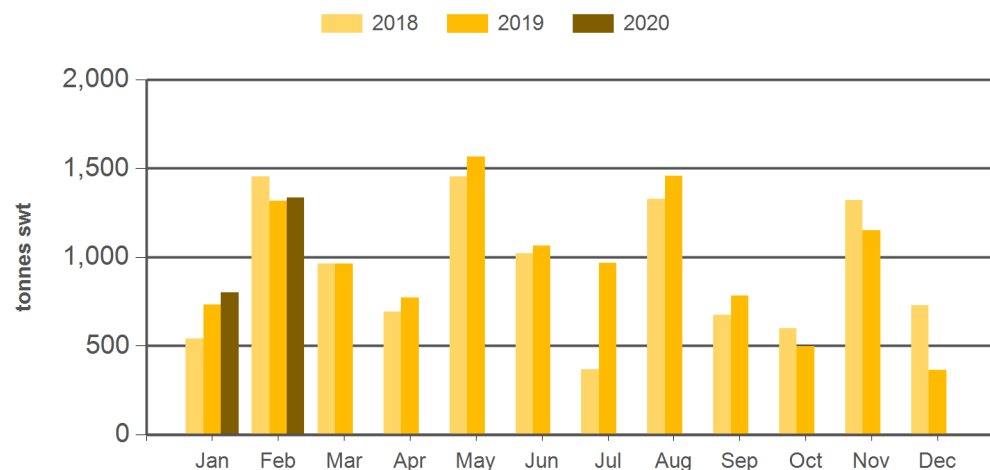
Source: DAWR. SWT = Shipped weight. YTD = Calendar year-to-February. Y-O-Y = Year-on-year. M-O-M = Month-on-month. Grainfed is the prefix for grainfed beef. Grassfed is the prefix for grassfed beef. For further information email [globalindustryinsights@mla.com.au](mailto:globalindustryinsights@mla.com.au).

### Monthly grassfed beef exports to the EU



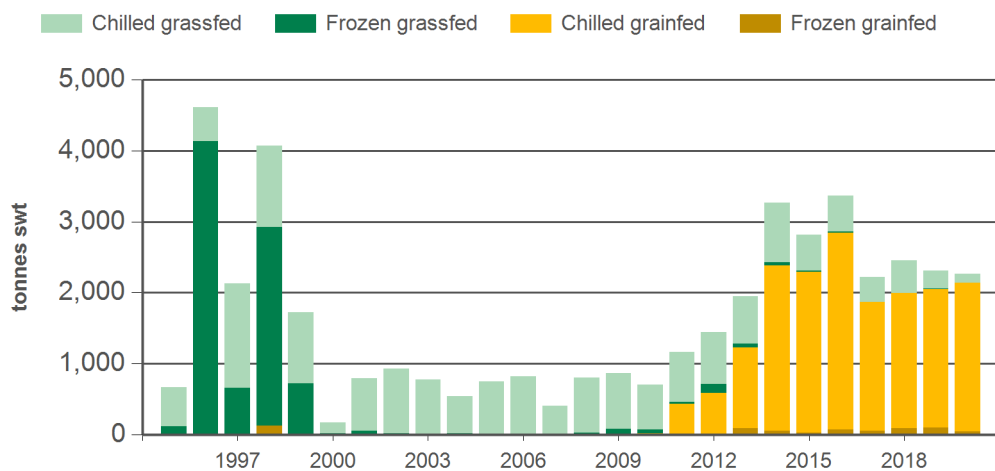
Source: DAWR, Prepared by MLA

### Monthly grainfed beef exports to the EU



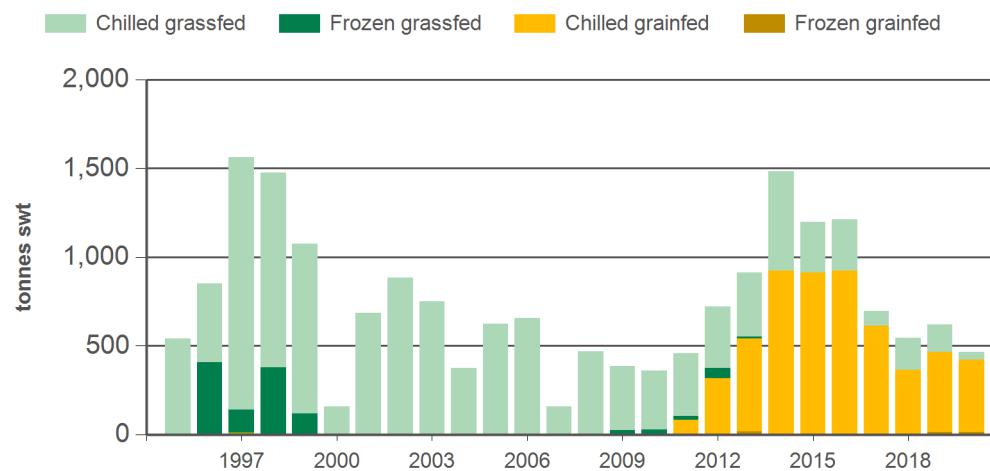
Source: DAWR, Prepared by MLA

### Year-to-February beef exports to the EU



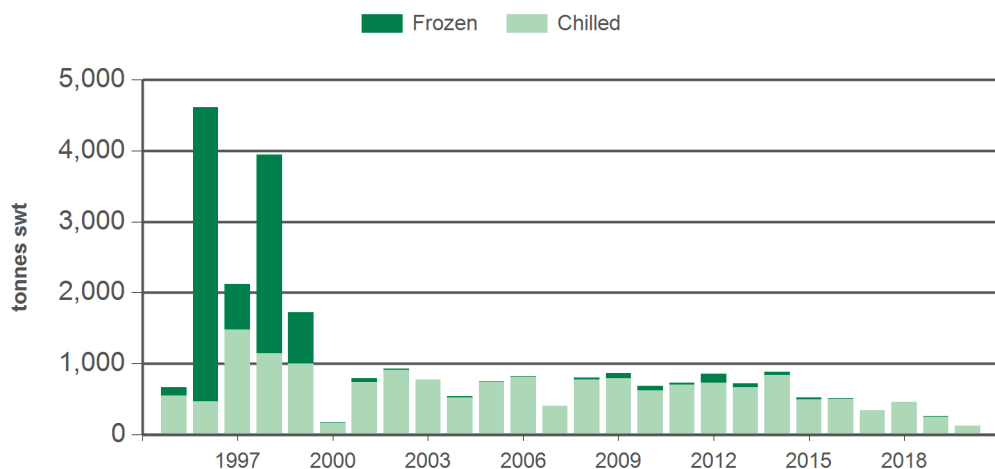
Source: DAWR, Prepared by MLA

### Year-to-February beef exports to the UK



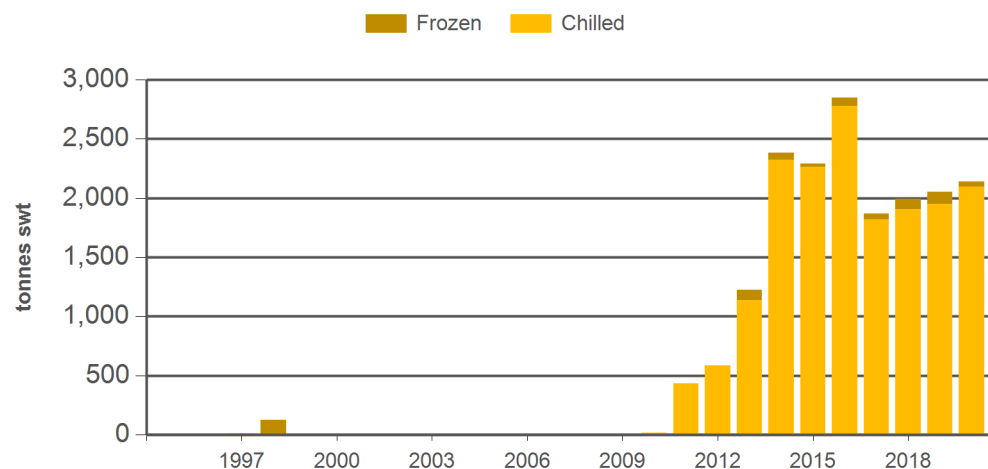
Source: DAWR, Prepared by MLA

#### Year-to-February grassfed beef exports to the EU



Source: DAWR, Prepared by MLA

#### Year-to-February grainfed beef exports to the EU



Source: DAWR, Prepared by MLA

#### Historical beef exports to the European Union (UK inclusive) - Calendar year totals

Volume (tonnes swt)	2005	2006	2007	2008	2009	2010	2011	2012	2013	2014	2015	2016	2017	2018	2019	2020 YTD	Y-O-Y % chg.
Total	6,469	8,457	5,953	11,876	9,307	9,885	12,836	14,949	19,927	24,619	23,445	20,841	17,873	15,666	14,058	2,265	-2
Grainfed	28	0	8	37	13	2,546	4,224	6,263	11,502	16,483	16,128	15,980	13,897	11,153	11,645	2,137	4
Grassfed	6,441	8,456	5,945	11,839	9,294	7,339	8,612	8,686	8,425	8,135	7,317	4,862	3,977	4,513	2,414	128	-51

#### Historical beef exports to the United Kingdom - Calendar year totals

Volume (tonnes swt)	2005	2006	2007	2008	2009	2010	2011	2012	2013	2014	2015	2016	2017	2018	2019	2020 YTD	Y-O-Y % chg.
Total	4,922	6,307	3,487	5,468	4,881	4,878	6,698	7,710	10,204	10,595	9,460	7,699	6,041	4,395	3,604	464	-25
Grainfed	26	0	0	1	4	580	1,388	2,600	4,812	5,455	4,615	4,814	4,371	2,556	2,646	421	-9
Grassfed	4,896	6,307	3,487	5,468	4,877	4,298	5,309	5,110	5,391	5,141	4,845	2,884	1,670	1,839	958	43	-72

Source: DAWR. YTD = Calendar year-to-February. Grainfed is the prefix for grainfed beef. Grassfed is the prefix for grassfed beef. For further information email [globalindustryinsights@mla.com.au](mailto:globalindustryinsights@mla.com.au).