

# Australian beef exports

## Monthly trade summary

### February 2020

#### 12-months ending February

Volume (tonnes swt)	Chilled		Frozen		Total	
	12-months ending February	Y-O-Y % chg.	12-months ending February	Y-O-Y % chg.	12-months ending February	Y-O-Y % chg.
Total	312,590	4	926,077	10	1,238,667	9
US	67,341	4	186,105	9	253,446	8
Japan	125,146	-3	161,677	-14	286,823	-10
South Korea	32,204	-11	129,580	-4	161,783	-6
China	31,830	105	274,809	73	306,639	76
Canada	1,204	-3	12,638	-37	13,842	-35
Taiwan	5,720	20	22,086	-10	27,806	-5
Indonesia	4,578	10	54,075	0	58,653	1
Philippines	889	5	25,556	-25	26,445	-24
EU	13,419	-9	594	-30	14,012	-10
Saudi Arabia	3,717	17	9,300	54	13,017	41
Malaysia	2,380	8	7,949	-4	10,329	-1
UAE	5,235	-4	3,242	-10	8,477	-6
Singapore	4,298	4	1,973	-8	6,271	0
Hong Kong	3,619	-4	1,246	-44	4,865	-19
Thailand	2,060	4	5,051	10	7,111	8
Other	8,950		30,197		39,147	

#### Calendar year-to-February

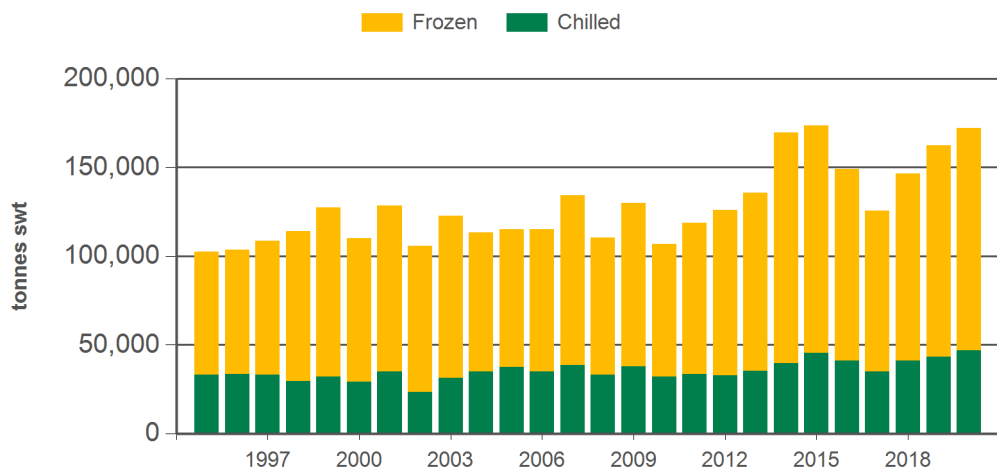
Chilled		Frozen		Total	
2020 YTD	Y-O-Y % chg.	2020 YTD	Y-O-Y % chg.	2020 YTD	Y-O-Y % chg.
46,766	8	125,424	5	172,190	6
10,248	5	24,935	5	35,183	5
18,304	3	23,722	-5	42,026	-2
4,746	-1	18,180	-3	22,926	-2
4,605	76	33,153	16	37,758	21
317	38	1,273	-16	1,590	-9
802	8	2,654	-16	3,455	-11
438	-2	8,383	14	8,821	13
174	1	4,288	16	4,462	16
2,224	1	41	-62	2,265	-2
656	28	1,035	57	1,691	45
355	31	1,294	25	1,649	26
944	-7	346	-46	1,290	-22
574	-3	325	-13	899	-7
512	-9	205	77	717	6
491	91	718	28	1,210	48
1,376		4,872		6,248	

#### Month of February

Chilled			Frozen			Total		
2020 February	M-O-M % chg.	Y-O-Y % chg.	2020 February	M-O-M % chg.	Y-O-Y % chg.	2020 February	M-O-M % chg.	Y-O-Y % chg.
26,697	33	10	66,272	12	-6	92,969	17	-2
5,694	25	1	13,791	24	-3	19,485	24	-2
10,407	32	7	13,307	28	-3	23,714	29	1
2,716	34	2	10,241	29	-7	12,957	30	-5
2,773	51	91	13,959	-27	-21	16,732	-20	-12
173	20	-3	845	97	-25	1,018	78	-22
511	75	47	1,753	95	-9	2,264	90	0
278	74	-7	5,367	78	18	5,645	78	16
77	-20	-13	2,212	6	-7	2,289	5	-7
1,386	66	-3	35	510	-47	1,422	69	-5
411	68	51	641	62	64	1,052	65	59
207	40	40	744	35	11	951	36	16
518	21	-2	186	16	-50	703	20	-22
293	5	3	133	-31	-23	426	-10	-7
278	19	-2	137	104	143	415	38	22
265	17	90	315	-22	23	580	-8	46
709			2,606			3,315		

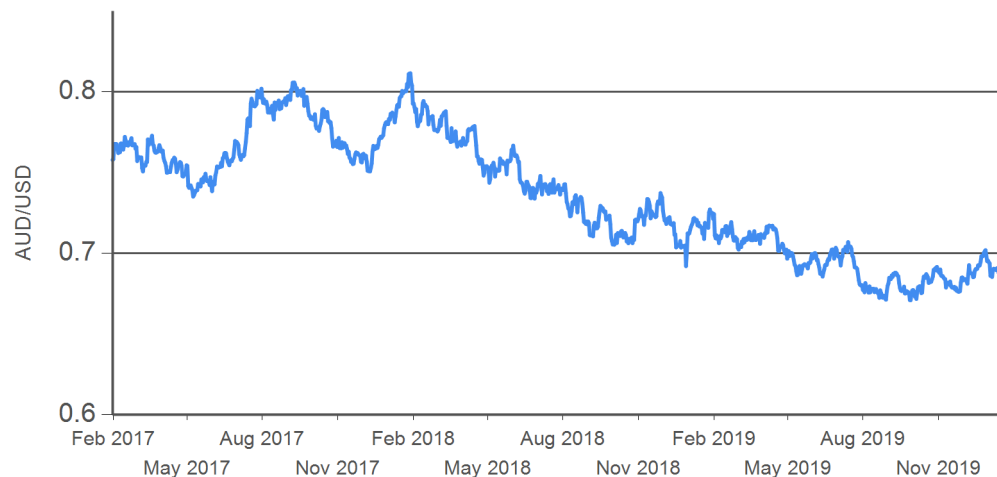
Source: DAWR. SWT = Shipped weight. YTD = Calendar year-to-February. Y-O-Y = Year-on-year. M-O-M = Month-on-month. For further information email [globalindustryinsights@mla.com.au](mailto:globalindustryinsights@mla.com.au).

#### Year-to-February beef exports



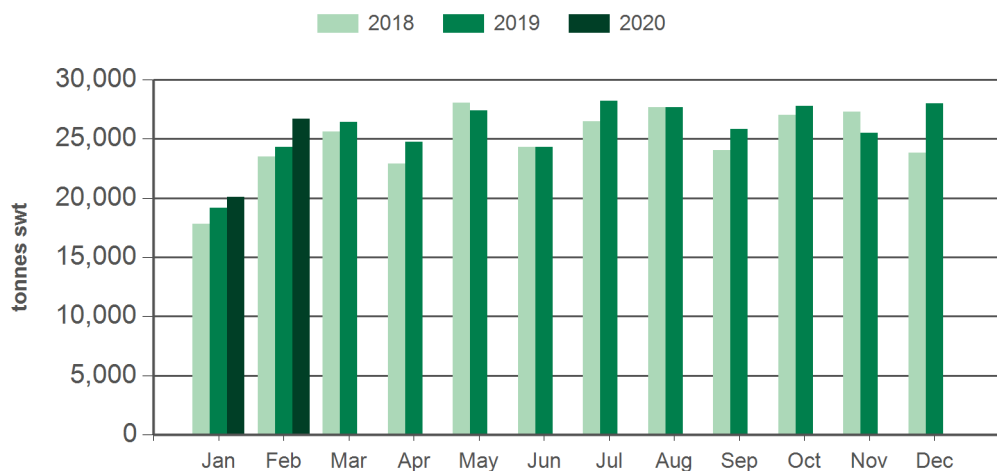
Source: DAWR, Prepared by MLA

#### AUD/USD



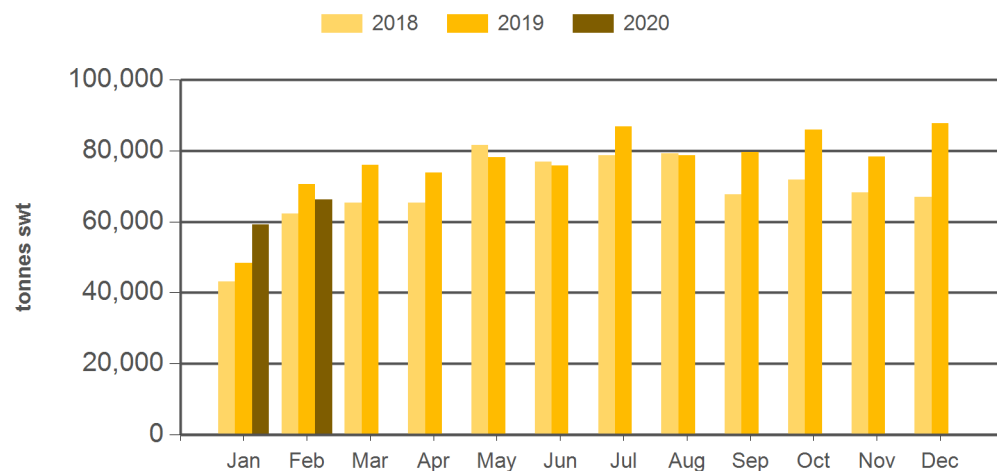
Source: xe.com, Prepared by MLA

#### Monthly chilled beef exports



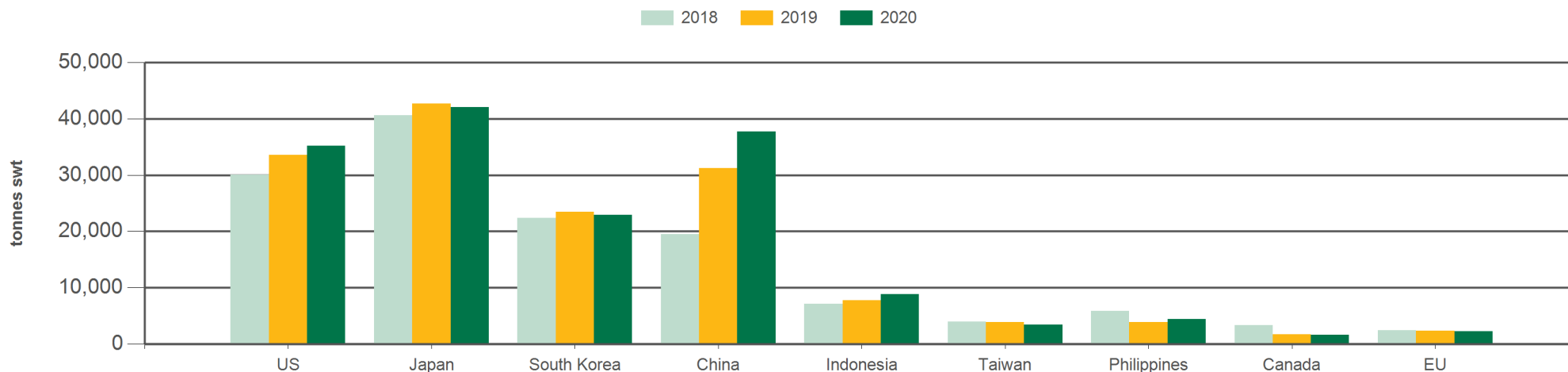
Source: DAWR, Prepared by MLA

#### Monthly frozen beef exports



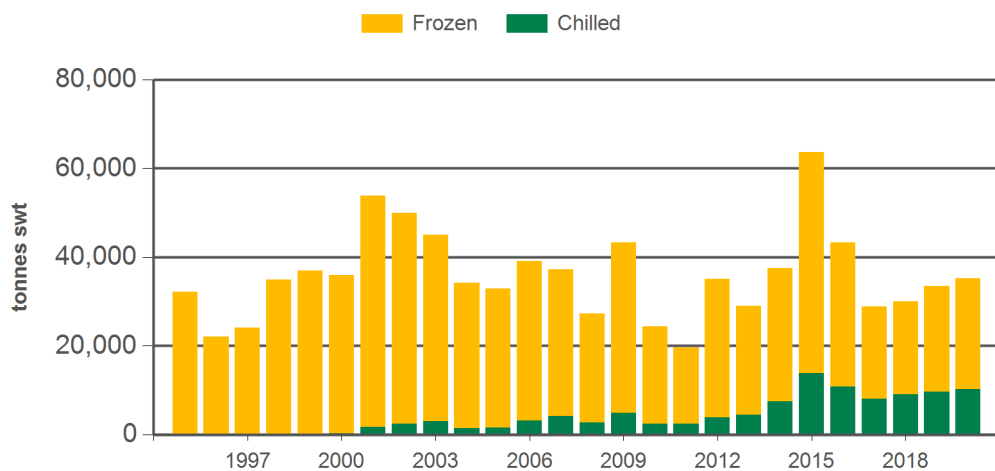
Source: DAWR, Prepared by MLA

#### Year-to-February beef exports



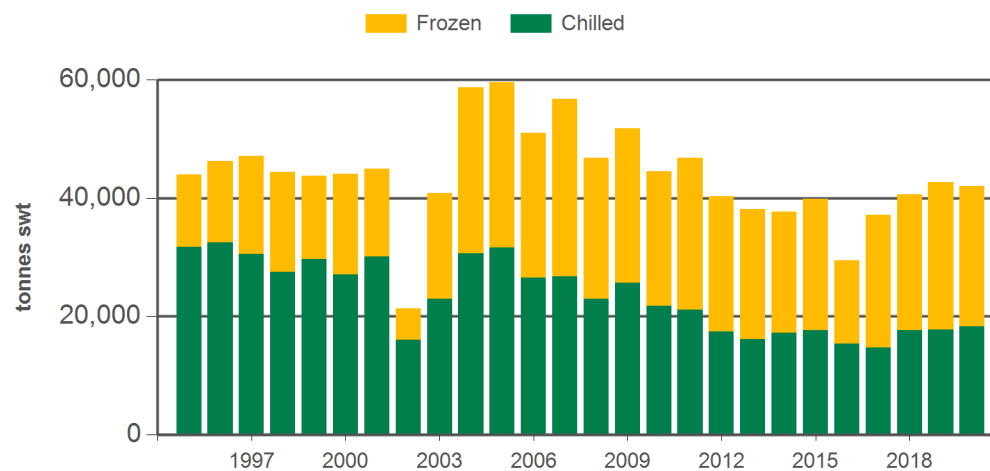
Source: DAWR, Prepared by MLA

#### Year-to-February beef exports to the US



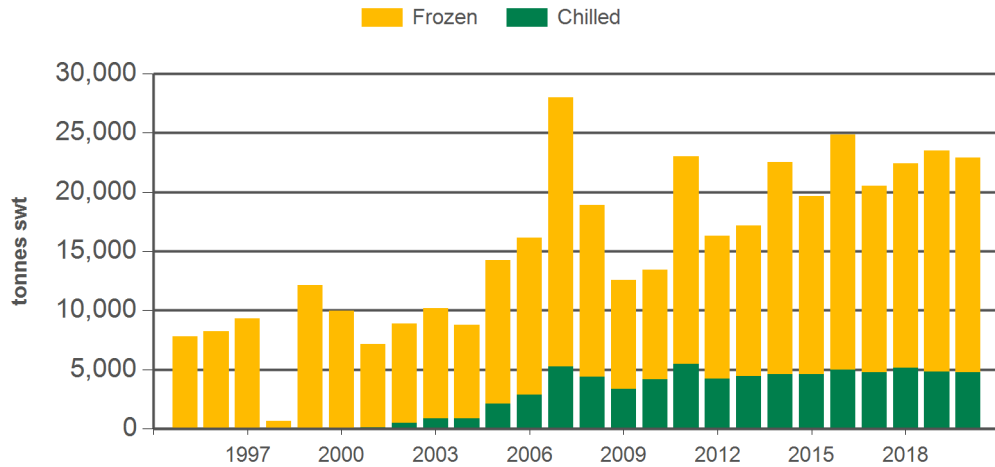
Source: DAWR, Prepared by MLA

#### Year-to-February beef exports to Japan



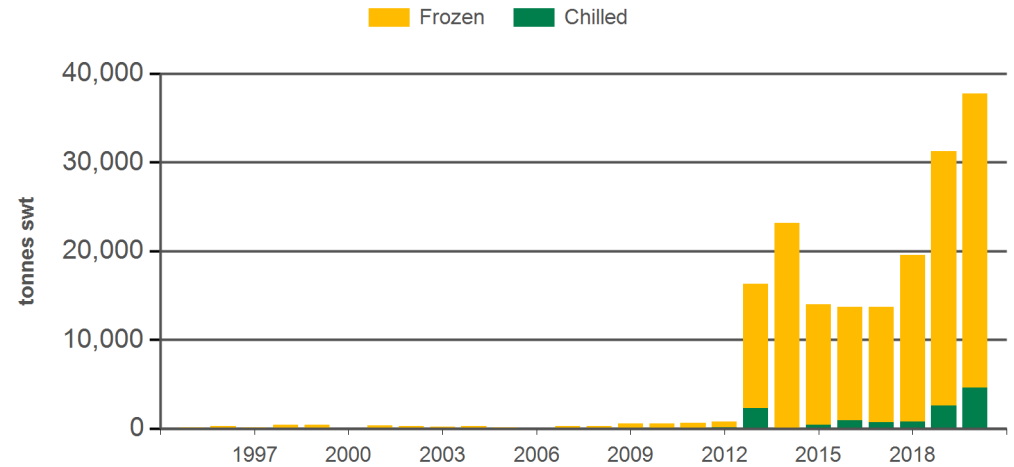
Source: DAWR, Prepared by MLA

#### Year-to-February beef exports to South Korea



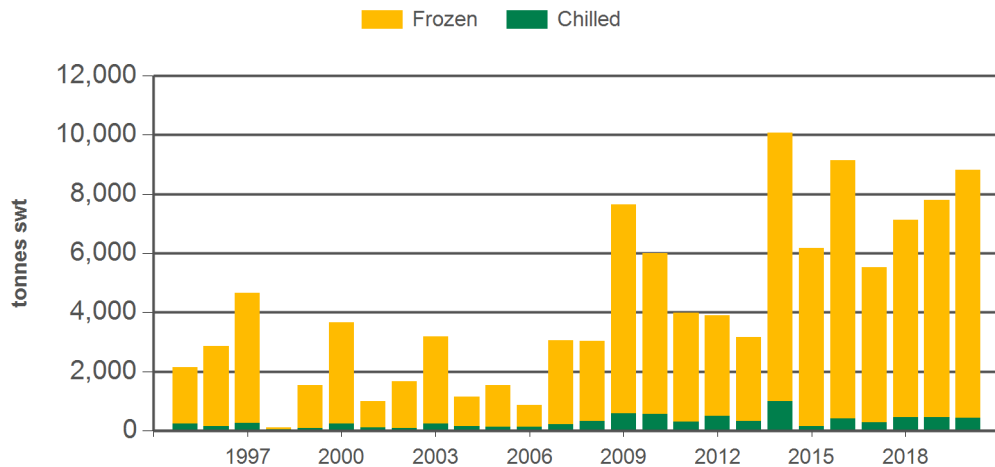
Source: DAWR, Prepared by MLA

#### Year-to-February beef exports to China






Source: DAWR, Prepared by MLA

#### Year-to-February beef exports to Indonesia



Source: DAWR, Prepared by MLA

**NEED MORE INFORMATION?**

- 
 Click here for further prices and market information:  
<http://www.mla.com.au/prices-markets>
- 
 To download all historical data, click here to access MLA's statistics database:  
<http://statistics.mla.com.au>
- 
 Email [marketinfo@mla.com.au](mailto:marketinfo@mla.com.au) to subscribe to this or any other of MLA's market information reports

**Historical beef exports - Calendar year totals**

Volume (tonnes swt)	2005	2006	2007	2008	2009	2010	2011	2012	2013	2014	2015	2016	2017	2018	2019	2020 YTD	Y-O-Y % chg.
Total	909,396	953,933	941,421	957,482	927,279	922,833	949,195	963,782	1,099,487	1,287,012	1,285,073	1,018,105	1,014,915	1,125,657	1,228,968	172,190	6
US	319,752	295,267	296,099	234,779	251,479	185,035	167,820	224,111	212,703	397,889	415,951	242,013	234,112	231,187	251,822	35,183	5
Japan	405,085	405,796	377,866	364,304	356,569	356,213	342,188	308,540	288,796	293,780	285,224	264,325	292,364	315,891	287,497	42,026	-2
South Korea	106,444	149,663	148,933	127,207	115,482	124,161	146,347	125,957	144,365	150,918	166,588	179,854	148,552	170,373	162,344	22,926	-2
China	1,012	849	2,146	2,682	5,287	5,600	7,754	32,906	154,833	124,586	148,222	94,040	110,059	162,683	300,133	37,758	21
Canada	7,618	9,609	12,311	8,543	12,319	6,949	10,148	15,661	17,898	32,972	42,575	19,316	19,954	22,990	13,997	1,590	-9
Taiwan	30,305	28,601	29,120	27,099	31,290	30,821	36,748	38,280	35,703	36,419	30,448	31,385	31,110	29,438	28,241	3,455	-11
Indonesia	8,762	12,153	26,788	33,018	51,815	48,436	39,590	27,097	39,418	53,140	39,134	61,676	49,698	57,349	57,637	8,821	13
Philippines	2,951	1,937	3,416	14,143	16,960	19,205	20,998	25,718	26,992	34,352	25,352	29,431	33,267	36,788	25,844	4,462	16
EU	6,469	8,457	5,953	11,876	9,307	9,885	12,836	14,949	19,927	24,619	23,445	20,841	17,873	15,666	14,058	2,265	-2
Saudi Arabia	319	971	897	3,650	2,981	3,390	6,017	5,241	31,126	32,213	29,629	11,271	9,607	9,242	12,496	1,691	45
Malaysia	2,348	2,031	3,303	6,183	8,027	11,701	14,436	15,544	15,935	13,105	12,344	10,391	10,631	10,840	9,986	1,649	26
UAE	1,298	1,352	1,807	4,312	4,417	5,801	7,431	7,640	7,987	8,777	9,871	8,753	8,611	8,729	8,839	1,290	-22
Singapore	1,893	3,205	5,534	8,061	7,472	7,622	9,659	14,087	10,564	10,094	8,767	6,967	5,772	6,109	6,336	899	-7
Hong Kong	1,787	1,757	2,361	3,231	7,491	7,040	8,869	6,340	5,070	14,739	6,655	4,494	7,691	6,384	4,825	717	6
Thailand	984	1,391	1,541	1,426	1,595	1,834	2,499	2,789	4,263	5,422	5,897	5,565	5,903	6,381	6,721	1,210	48
Other	12,369	30,894	23,347	106,968	44,788	99,141	115,854	98,923	83,909	53,987	34,970	27,785	29,711	35,607	38,190	6,248	

Source: DAWR. SWT = Shipped weight. YTD = Calendar year-to-February. Y-O-Y = Year-on-year. For further information email [globalindustryinsights@mla.com.au](mailto:globalindustryinsights@mla.com.au).