

Australian beef exports to South East Asia

Monthly trade summary

February 2020

12-months ending February

Volume (tonnes swt)	Chilled		Frozen		Total	
	12-months ending February	Y-O-Y % chg.	12-months ending February	Y-O-Y % chg.	12-months ending February	Y-O-Y % chg.
Total	16,110	9	108,320	-5	124,430	-3
Indonesia	4,578	10	54,075	0	58,653	1
Philippines	889	5	25,556	-25	26,445	-24
Malaysia	2,380	8	7,949	-4	10,329	-1
Singapore	4,298	4	1,973	-8	6,271	0
Thailand	2,060	4	5,051	10	7,111	8
Vietnam	1,527	36	12,810	24	14,337	25
Other	378		906		1,284	

Calendar year-to-February

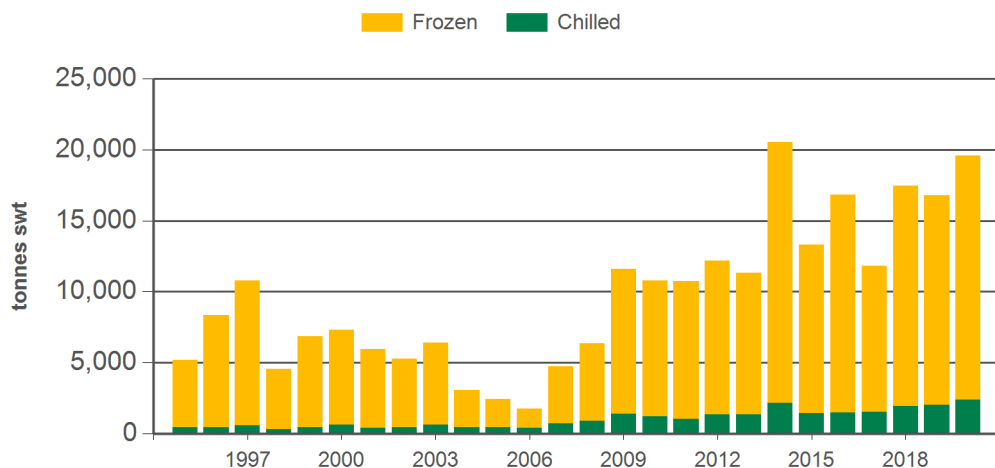
Chilled		Frozen		Total	
2020 YTD	Y-O-Y % chg.	2020 YTD	Y-O-Y % chg.	2020 YTD	Y-O-Y % chg.
2,384	17	17,217	17	19,601	17
438	-2	8,383	14	8,821	13
174	1	4,288	16	4,462	16
355	31	1,294	25	1,649	26
574	-3	325	-13	899	-7
491	91	718	28	1,210	48
269	22	2,018	22	2,287	22
83		191		274	

Month of February

Chilled			Frozen			Total		
2020 February	M-O-M % chg.	Y-O-Y % chg.	2020 February	M-O-M % chg.	Y-O-Y % chg.	2020 February	M-O-M % chg.	Y-O-Y % chg.
1,315	23	21	9,980	38	11	11,295	36	12
278	74	-7	5,367	78	18	5,645	78	16
77	-20	-13	2,212	6	-7	2,289	5	-7
207	40	40	744	35	11	951	36	16
293	5	3	133	-31	-23	426	-10	-7
265	17	90	315	-22	23	580	-8	46
137	4	83	1,131	28	24	1,268	25	29
57			78			135		

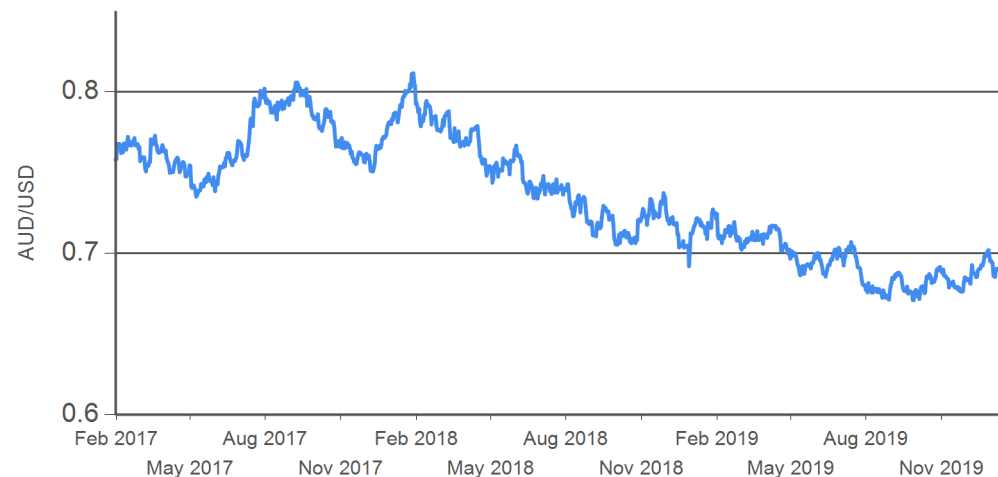
Source: DAWR. SWT = Shipped weight. YTD = Calendar year-to-February. Y-O-Y = Year-on-year. M-O-M = Month-on-month. For further information email globalindustryinsights@mla.com.au.

Year-to-February beef exports to South East Asia



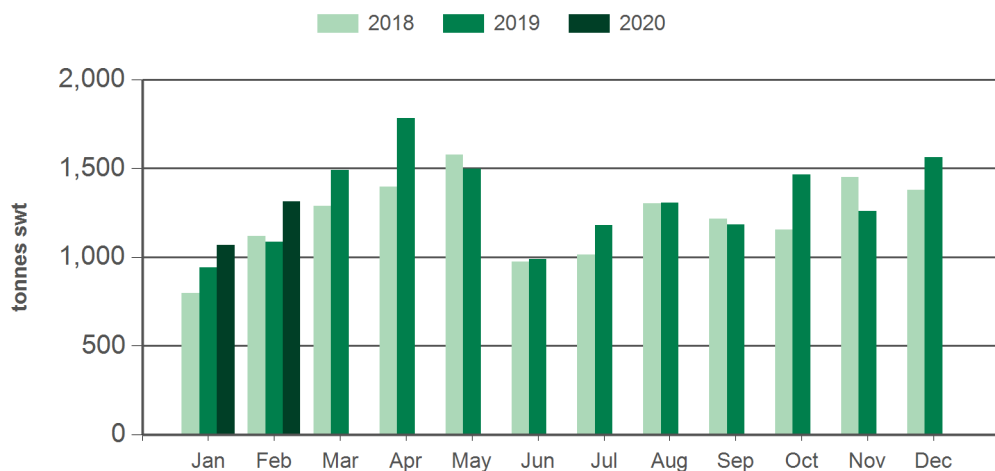
Source: DAWR, Prepared by MLA

AUD/USD



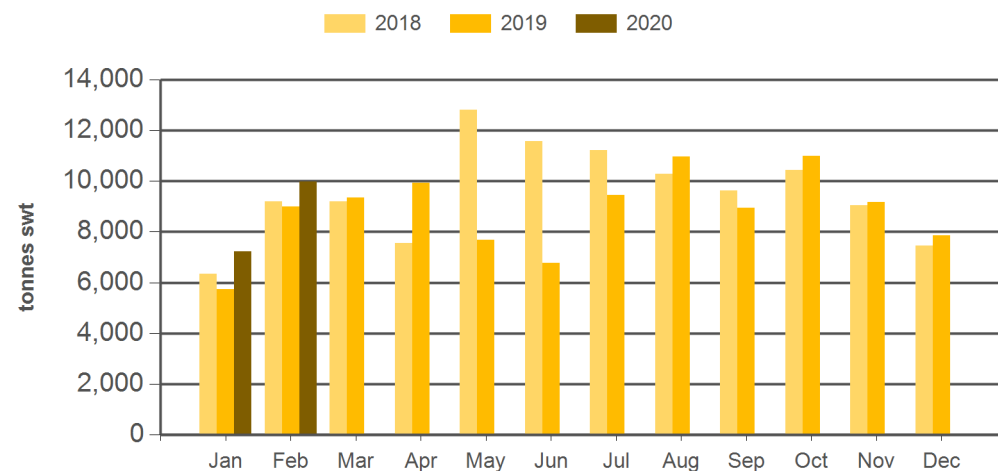
Source: xe.com, Prepared by MLA

Monthly chilled beef exports to South East Asia



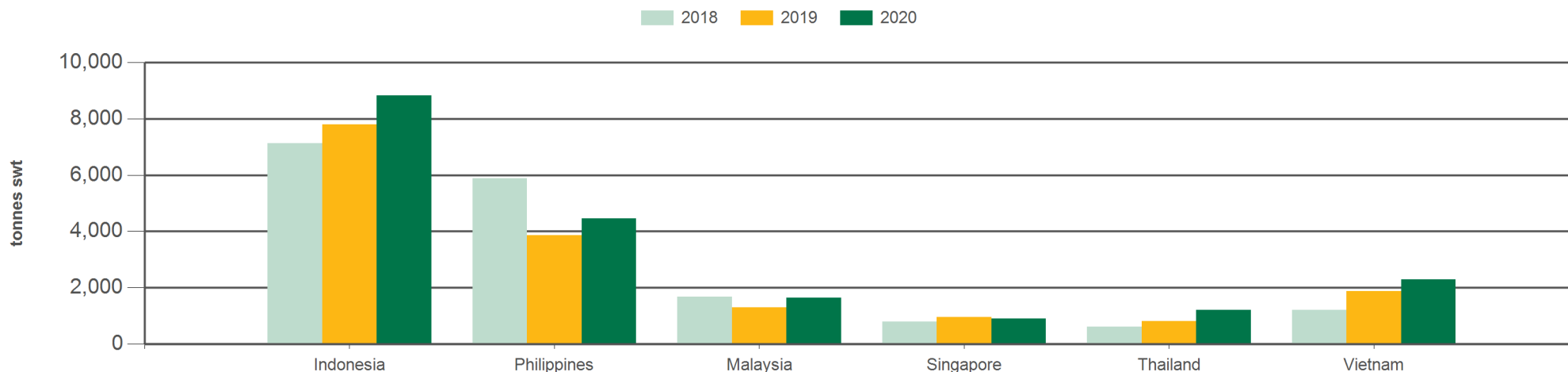
Source: DAWR, Prepared by MLA

Monthly frozen beef exports to South East Asia



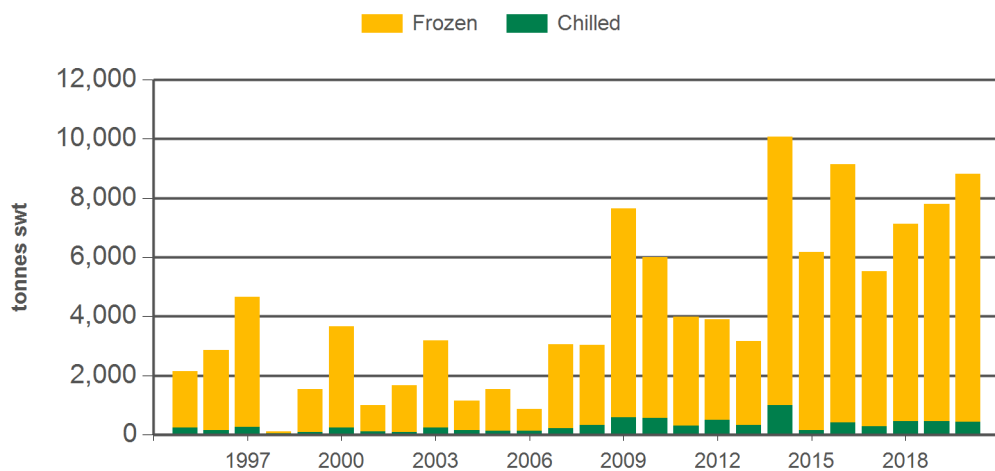
Source: DAWR, Prepared by MLA

Year-to-February beef exports to South East Asia



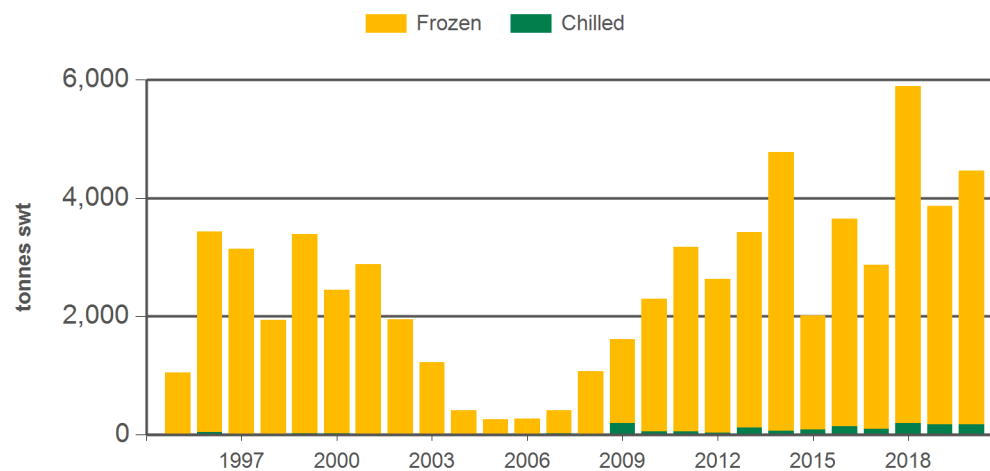
Source: DAWR, Prepared by MLA

Year-to-February beef exports to the Indonesia



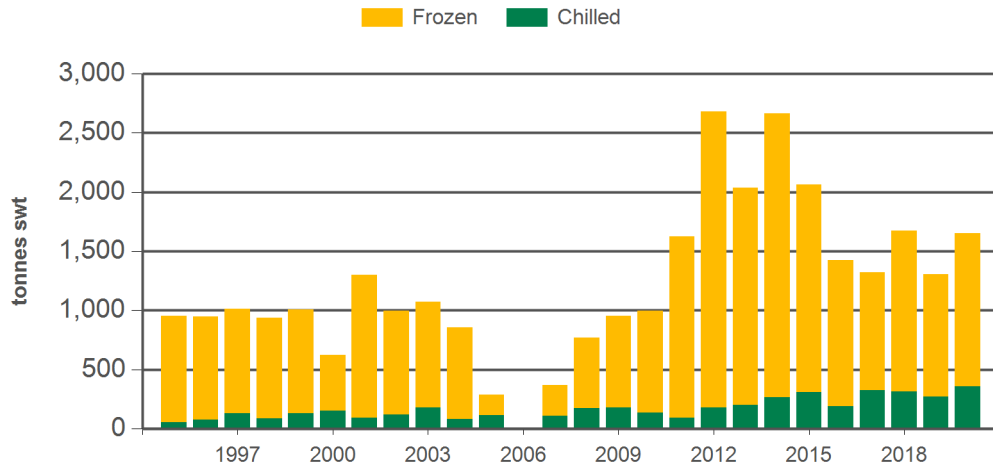
Source: DAWR, Prepared by MLA

Year-to-February beef exports to the Philippines



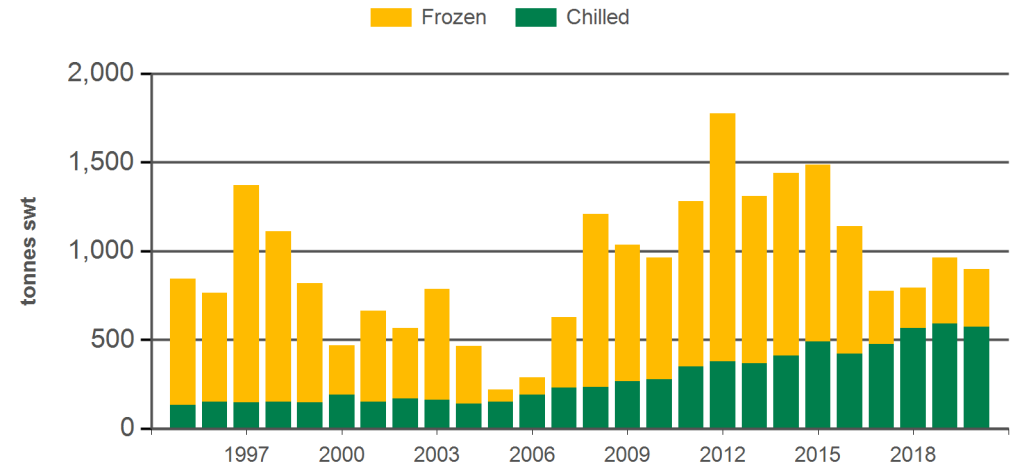
Source: DAWR, Prepared by MLA

Year-to-February beef exports to Malaysia



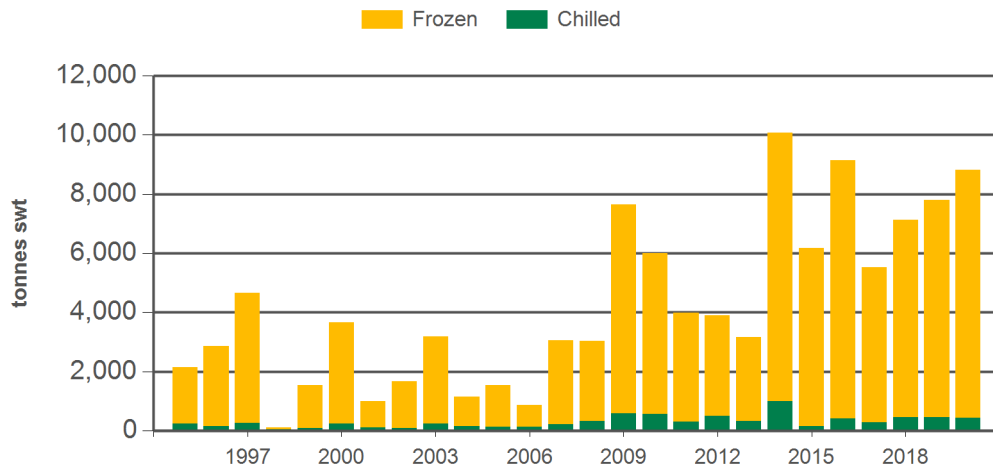
Source: DAWR, Prepared by MLA

Year-to-February beef exports to Singapore






Source: DAWR, Prepared by MLA

Year-to-February beef exports to Indonesia



Source: DAWR, Prepared by MLA

NEED MORE INFORMATION?

- 
 Click here for further prices and market information:
<http://www.mla.com.au/prices-markets>
- 
 To download all historical data, click here to access MLA's statistics database:
<http://statistics.mla.com.au>
- 
 Email marketinfo@mla.com.au to subscribe to this or any other of MLA's market information reports

Historical beef exports - Calendar year totals

Volume (tonnes swt)	2005	2006	2007	2008	2009	2010	2011	2012	2013	2014	2015	2016	2017	2018	2019	2020 YTD	Y-O-Y % chg.
Total	17,189	21,313	41,233	63,862	87,069	90,277	89,351	88,036	100,461	119,939	96,271	119,879	111,219	129,387	121,592	19,601	17
Indonesia	8,762	12,153	26,788	33,018	51,815	48,436	39,590	27,097	39,418	53,140	39,134	61,676	49,698	57,349	57,637	8,821	13
Philippines	2,951	1,937	3,416	14,143	16,960	19,205	20,998	25,718	26,992	34,352	25,352	29,431	33,267	36,788	25,844	4,462	16
Malaysia	2,348	2,031	3,303	6,183	8,027	11,701	14,436	15,544	15,935	13,105	12,344	10,391	10,631	10,840	9,986	1,649	26
Singapore	1,893	3,205	5,534	8,061	7,472	7,622	9,659	14,087	10,564	10,094	8,767	6,967	5,772	6,109	6,336	899	-7
Thailand	984	1,391	1,541	1,426	1,595	1,834	2,499	2,789	4,263	5,422	5,897	5,565	5,903	6,381	6,721	1,210	48
Vietnam	228	371	499	764	926	977	1,475	2,212	2,278	2,902	3,721	4,942	5,051	10,795	13,925	2,287	22
Other	23	225	152	266	273	502	694	588	1,010	924	1,055	908	898	1,126	1,142	274	

Source: DAWR. SWT = Shipped weight. YTD = Calendar year-to-February. Y-O-Y = Year-on-year. For further information email globalindustryinsights@mla.com.au.