

# Australian beef exports to South Korea

## Monthly trade summary

### February 2020

#### 12-months ending February

Volume (tonnes swt)	Chilled		Frozen		Total	
	12-months ending February	Y-O-Y % chg.	12-months ending February	Y-O-Y % chg.	12-months ending February	Y-O-Y % chg.
<b>Total</b>	32,204	<b>-11</b>	129,580	<b>-4</b>	161,783	<b>-6</b>
<b>Grainfed</b>	23,500	<b>-11</b>	30,773	<b>2</b>	54,274	<b>-4</b>
<b>Grassfed</b>	8,703	<b>-12</b>	98,807	<b>-6</b>	107,510	<b>-6</b>

#### Calendar year-to-February

Chilled		Frozen		Total	
2020 YTD	Y-O-Y % chg.	2020 YTD	Y-O-Y % chg.	2020 YTD	Y-O-Y % chg.
4,746	<b>-1</b>	18,180	<b>-3</b>	22,926	<b>-2</b>
3,515	<b>-1</b>	4,695	<b>3</b>	8,210	<b>2</b>
1,231	<b>-4</b>	13,485	<b>-5</b>	14,716	<b>-4</b>

#### Month of February

Chilled			Frozen			Total		
2020 February	M-O-M % chg.	Y-O-Y % chg.	2020 February	M-O-M % chg.	Y-O-Y % chg.	2020 February	M-O-M % chg.	Y-O-Y % chg.
2,716	<b>34</b>	<b>2</b>	10,241	<b>29</b>	<b>-7</b>	12,957	<b>30</b>	<b>-5</b>
1,984	<b>30</b>	<b>1</b>	2,357	<b>1</b>	<b>-5</b>	4,341	<b>12</b>	<b>-2</b>
732	<b>47</b>	<b>3</b>	7,884	<b>41</b>	<b>-7</b>	8,616	<b>41</b>	<b>-6</b>

#### 12-months ending January

Value ('000 A\$ FOB)	Chilled		Frozen		Total	
	12-months ending January	Y-O-Y % chg.	12-months ending January	Y-O-Y % chg.	12-months ending January	Y-O-Y % chg.
<b>Total</b>	454,933	<b>2</b>	1,004,401	<b>7</b>	1,459,334	<b>5</b>
<b>Boneless</b>	420,288	<b>4</b>	793,450	<b>4</b>	1,213,738	<b>4</b>
<b>Bone-in</b>	34,207	<b>-18</b>	210,826	<b>22</b>	245,033	<b>14</b>
<b>Carcase</b>	439		125	<b>23,89</b> <small>4</small>	564	<b>108,0</b> <small>0%</small>

#### Calendar year-to-January

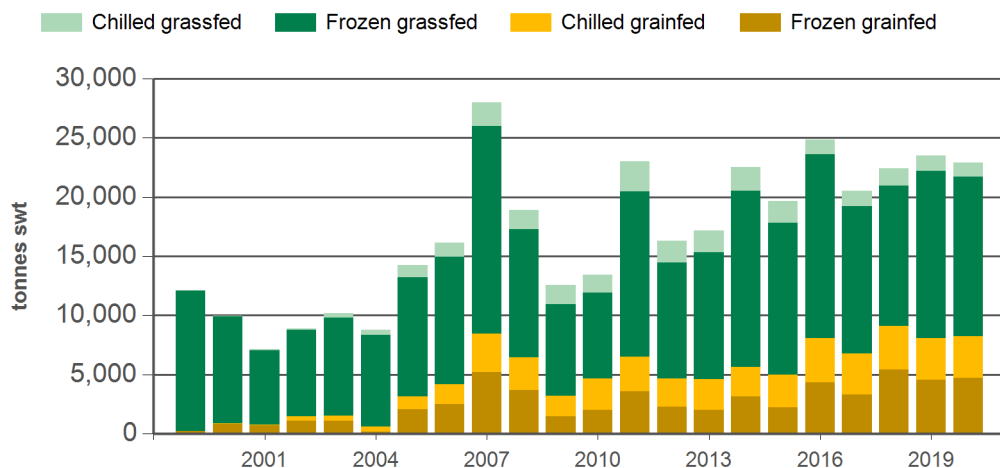
Chilled		Frozen		Total	
2020 YTD	Y-O-Y % chg.	2020 YTD	Y-O-Y % chg.	2020 YTD	Y-O-Y % chg.
25,723	<b>11</b>	62,677	<b>22</b>	88,400	<b>18</b>
23,918	<b>16</b>	47,089	<b>15</b>	71,006	<b>15</b>
1,806	<b>-31</b>	15,588	<b>48</b>	17,394	<b>32</b>
-	-	-	-	-	-

#### Month of January

Chilled			Frozen			Total		
2020 January	M-O-M % chg.	Y-O-Y % chg.	2020 January	M-O-M % chg.	Y-O-Y % chg.	2020 January	M-O-M % chg.	Y-O-Y % chg.
25,723	<b>-44</b>	<b>11</b>	62,677	<b>-35</b>	<b>22</b>	88,400	<b>-38</b>	<b>18</b>
23,918	<b>-42</b>	<b>16</b>	47,089	<b>-38</b>	<b>15</b>	71,006	<b>-40</b>	<b>15</b>
1,806	<b>-61</b>	<b>-31</b>	15,588	<b>-22</b>	<b>48</b>	17,394	<b>-30</b>	<b>32</b>
-	-	-	-	-	-	-	-	-

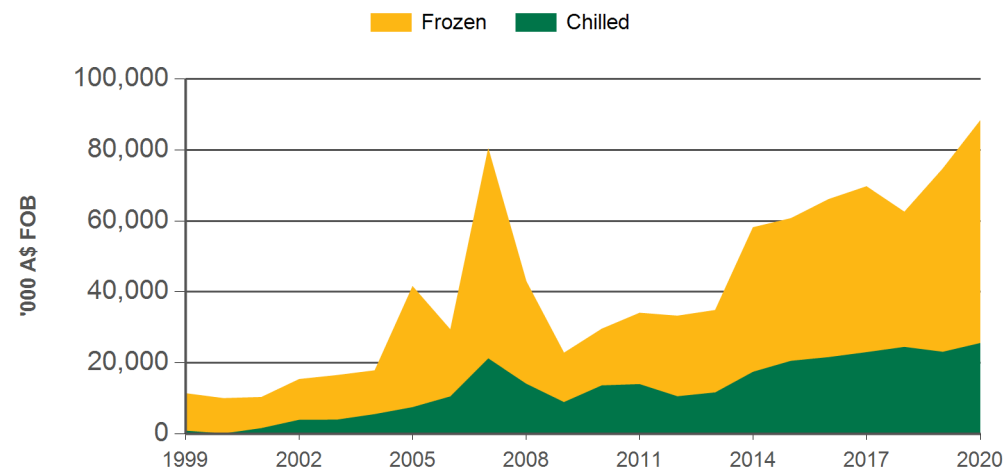
Source: DAWR, ABS. SWT = Shipped weight. Volume YTD = Calendar year-to-February. Value YTD = Calendar year-to-January. Y-O-Y = Year-on-year. M-O-M = Month-on-month. Grainfed is the prefix for grainfed beef. Grassfed is the prefix for grassfed beef. For further information email [globalindustryinsights@mla.com.au](mailto:globalindustryinsights@mla.com.au).

#### Year-to-February beef exports to South Korea - volume



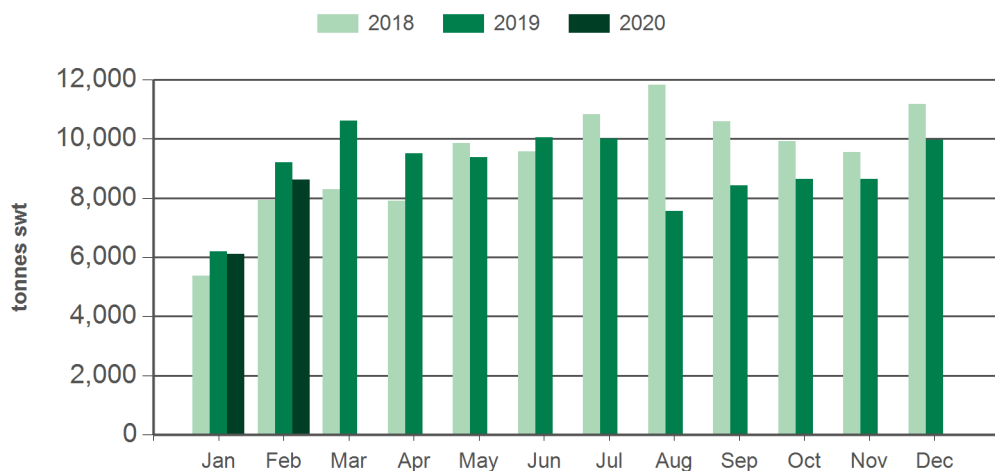
Source: DAWR, Prepared by MLA

#### Year-to-January beef exports to South Korea - value



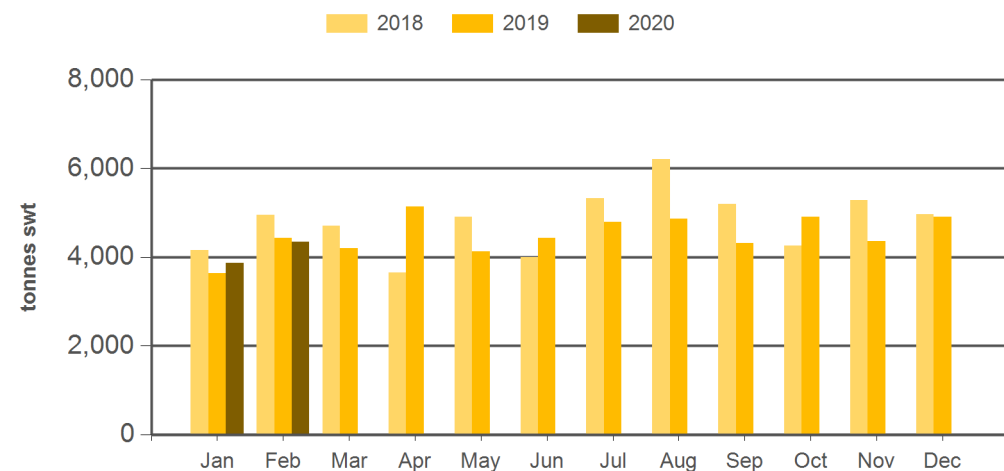
Source: ABS, Prepared by MLA

#### Monthly grassfed beef exports to South Korea



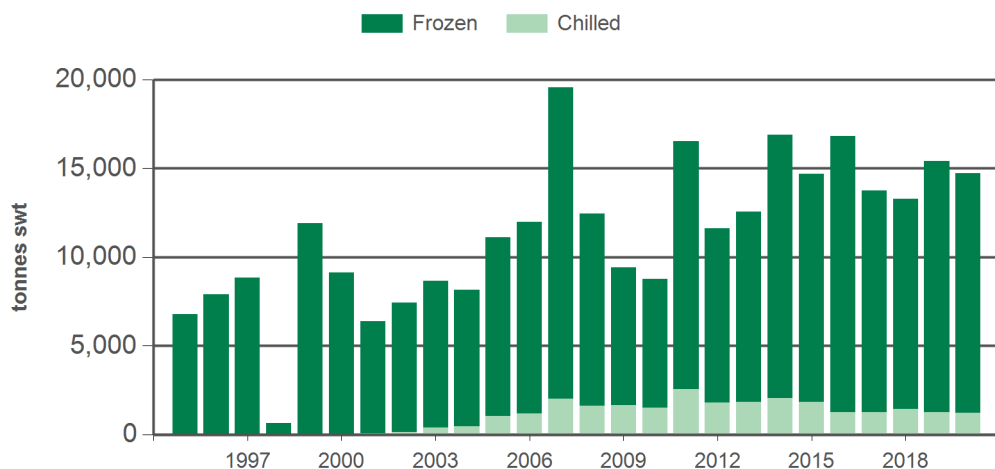
Source: DAWR, Prepared by MLA

#### Monthly grainfed beef exports to South Korea



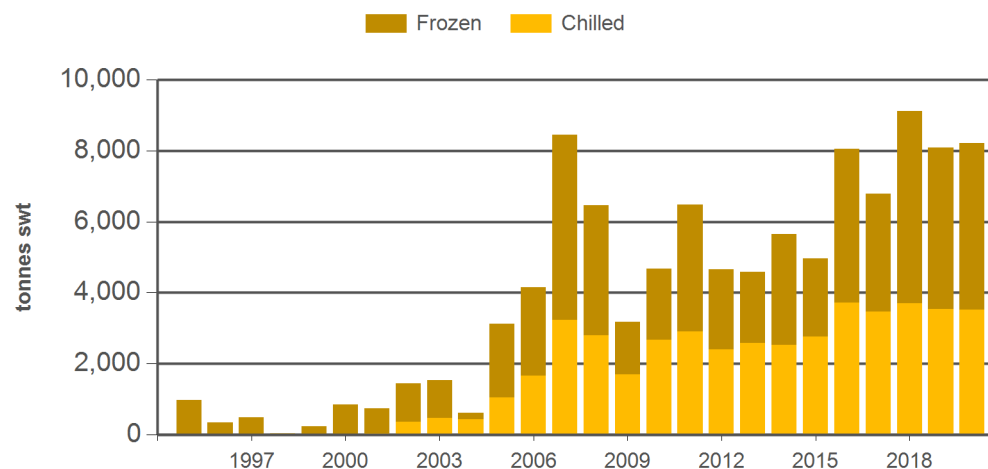
Source: DAWR, Prepared by MLA

#### Year-to-February grassfed beef exports to South Korea



Source: DAWR, Prepared by MLA

#### Year-to-February grainfed beef exports to South Korea



Source: DAWR, Prepared by MLA

#### Historical beef exports - Calendar year totals

Volume (tonnes swt)	2005	2006	2007	2008	2009	2010	2011	2012	2013	2014	2015	2016	2017	2018	2019	2020 YTD	Y-O-Y % chg.
<b>Total</b>	106,444	149,663	148,933	127,207	115,482	124,161	146,347	125,957	144,365	150,918	166,588	179,854	148,552	170,373	162,344	22,926	-2
<b>Grainfed</b>	23,594	41,205	41,526	31,581	27,157	34,151	38,762	31,332	31,020	35,640	44,203	55,756	53,564	57,598	54,144	8,210	2
<b>Grassfed</b>	82,850	108,458	107,407	95,626	88,325	90,009	107,585	94,625	113,345	115,278	122,385	124,098	94,987	112,775	108,199	14,716	-4

Source: DAWR. SWT = Shipped weight. YTD = Calendar year-to-February. Y-O-Y = Year-on-year. For further information email [globalindustryinsights@mla.com.au](mailto:globalindustryinsights@mla.com.au).