

12-months ending February

Volume (tonnes swt)	Chilled		Frozen		Total	
	12-months ending February	Y-O-Y % chg.	12-months ending February	Y-O-Y % chg.	12-months ending February	Y-O-Y % chg.
Total	6,354	6	8,618	-6	14,973	-1
Lamb	6,263	6	3,769	-6	10,032	1
Mutton	91	29	4,849	-6	4,940	-6

Calendar year-to-February

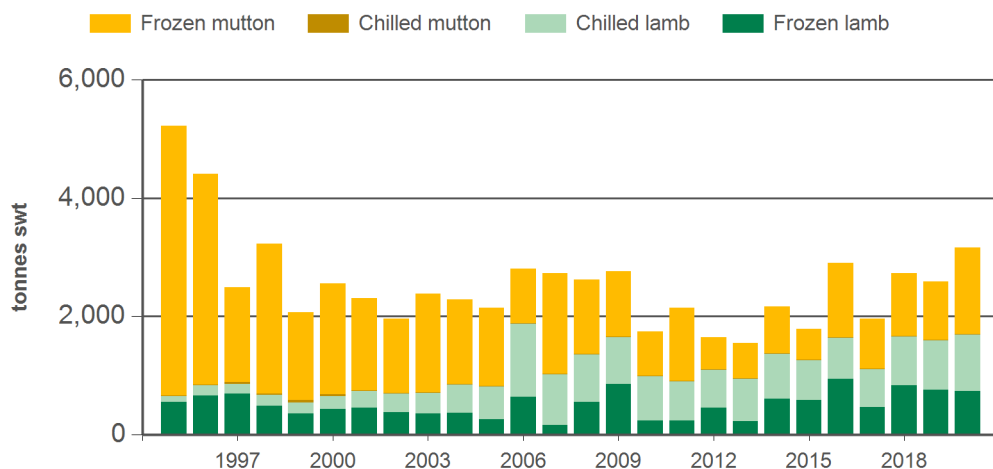
Chilled		Frozen		Total	
2020 YTD	Y-O-Y % chg.	2020 YTD	Y-O-Y % chg.	2020 YTD	Y-O-Y % chg.
962	14	2,199	26	3,161	22
952	15	732	-4	1,684	6
11	-21	1,466	50	1,477	49

Month of February

Chilled			Frozen			Total		
2020 February	M-O-M % chg.	Y-O-Y % chg.	2020 February	M-O-M % chg.	Y-O-Y % chg.	2020 February	M-O-M % chg.	Y-O-Y % chg.
512	13	20	1,050	-9	15	1,562	-2	17
506	14	21	396	18	-	902	15	11
5	-2	-30	654	-19	27	660	-19	26

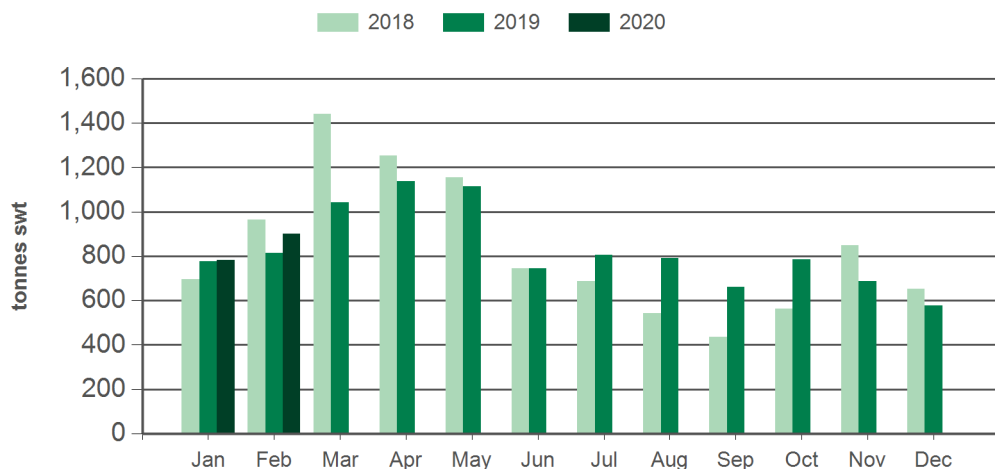
Source: DAWR. YTD = Calendar year-to-February. Y-O-Y = Year-on-year. M-O-M = Month-on-month. SWT = Shipped weight. For further information email globalindustryinsights@mla.com.au.

Year-to-February sheepmeat exports to Japan



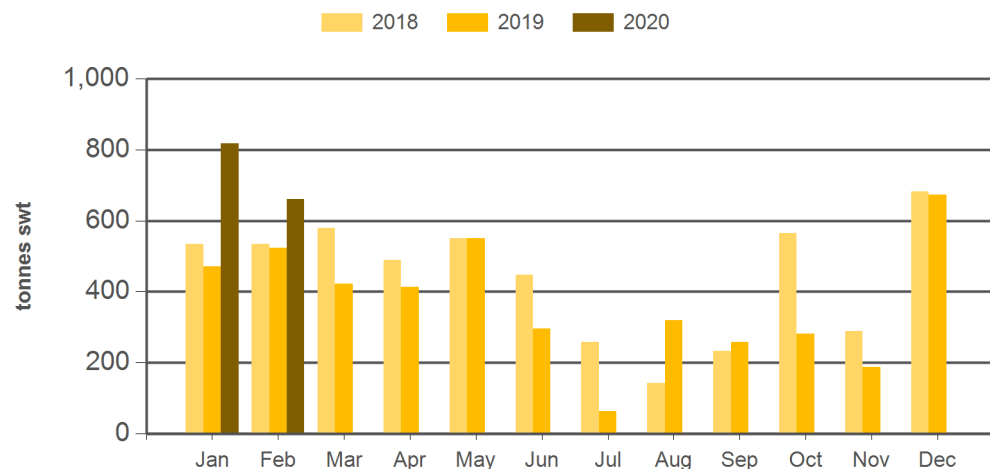
Source: DAWR, Prepared by MLA

Monthly lamb exports to Japan



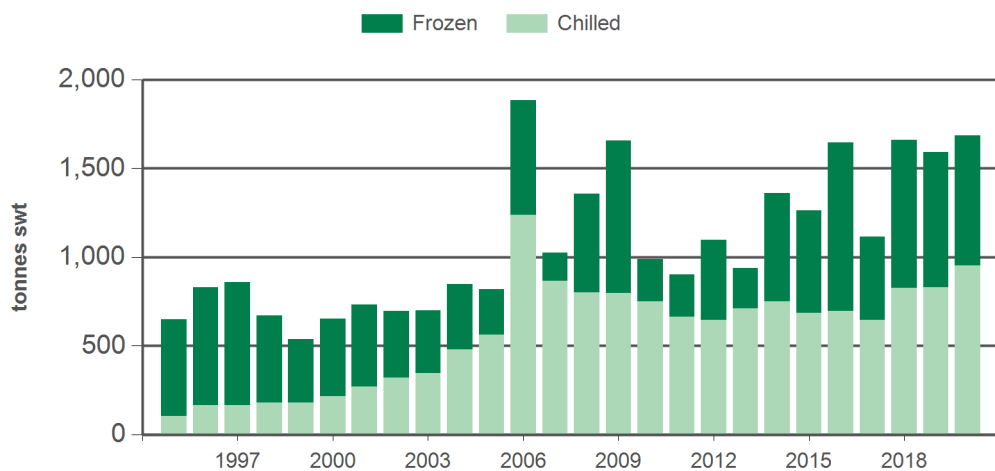
Source: DAWR, Prepared by MLA

Monthly mutton exports to Japan



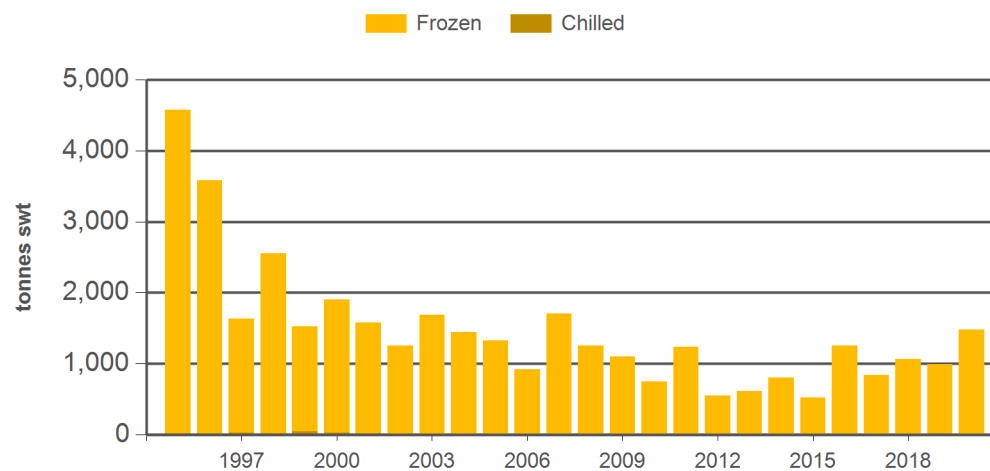
Source: DAWR, Prepared by MLA

Year-to-February lamb exports to Japan



Source: DAWR, Prepared by MLA

Year-to-February mutton exports to Japan



Source: DAWR, Prepared by MLA

Historical sheepmeat exports - Calendar year totals

Volume (tonnes swt)	2005	2006	2007	2008	2009	2010	2011	2012	2013	2014	2015	2016	2017	2018	2019	2020 YTD	Y-O-Y % chg.
Total	19,129	18,698	15,498	16,962	13,939	11,474	11,885	10,851	11,484	15,243	11,711	13,222	12,820	15,292	14,398	3,161	22
Lamb	10,928	11,879	8,515	9,876	8,338	7,689	7,381	7,687	7,697	10,127	7,977	8,640	8,345	9,988	9,940	1,684	6
Mutton	8,201	6,819	6,983	7,086	5,602	3,785	4,505	3,164	3,787	5,116	3,733	4,582	4,475	5,304	4,457	1,477	49

Source: DAWR. YTD = Calendar year-to-February. SWT = Shipped weight. For further information email globalindustryinsights@mla.com.au.

NEED MORE INFORMATION?



Click here for further prices and market information:
<http://www.mla.com.au/prices-markets>



To download all historical data, click here to access MLA's statistics database:
<http://statistics.mla.com.au>



Email marketinfo@mla.com.au to subscribe to this or any other of MLA's market information reports