

China beef imports *

Monthly trade summary February 2020

12-months ending February

Volume (tonnes swt)	Chilled		Frozen		Total	
	12-months ending February	Y-O-Y % chg.	12-months ending February	Y-O-Y % chg.	12-months ending February	Y-O-Y % chg.
Total	40,062	111	1,706,945	56	1,747,007	57
Australia	29,546	103	302,709	77	332,255	79
Brazil	-		445,058	34	445,058	34
Uruguay	142		272,692	18	272,834	18
Argentina	273		393,741	89	394,014	89
NZ	9,069	118	208,322	82	217,392	83
Other	1,033	279	84,422	122	85,454	124

Calendar year-to-February

Chilled		Frozen		Total	
2020 YTD	Y-O-Y % chg.	2020 YTD	Y-O-Y % chg.	2020 YTD	Y-O-Y % chg.
6,388	53	290,734	41	297,122	41
4,860	72	52,680	78	57,540	77
-	-	95,746	90	95,746	90
64	-	33,056	-28	33,120	-28
206	-	64,924	39	65,130	39
1,122	-12	27,316	13	28,438	12
136	110	17,012	92	17,148	92

Month of February

Chilled			Frozen			Total		
2020 February	M-O-M % chg.	Y-O-Y % chg.	2020 February	M-O-M % chg.	Y-O-Y % chg.	2020 February	M-O-M % chg.	Y-O-Y % chg.
3,194	-	109	145,367	-	61	148,561	-	62
2,430	-	137	26,340	-	113	28,770	-	115
-	-	-	47,873	-	94	47,873	-	94
32	-	-	16,528	-	-13	16,560	-	-13
103	-	-	32,462	-	49	32,565	-	49
561	-	16	13,658	-	47	14,219	-	46
68	-	266	8,506	-	173	8,574	-	173

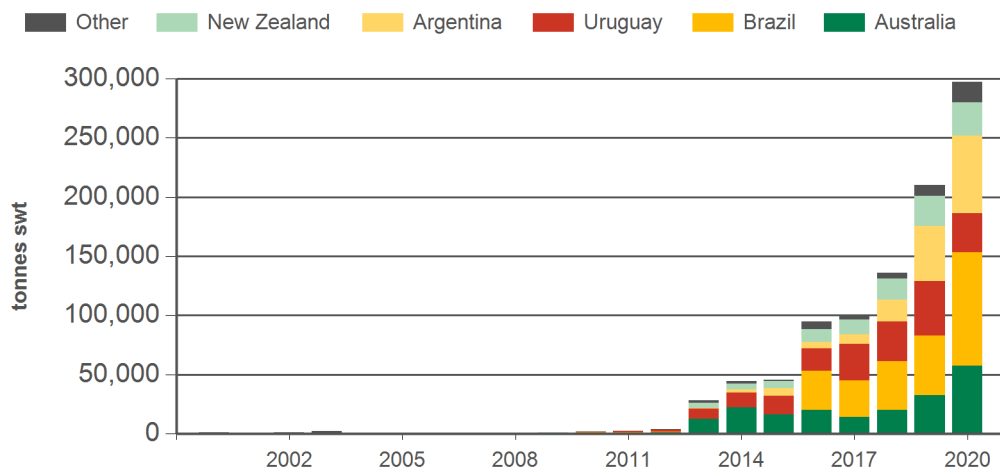
Value (Million RMB)	Chilled		Frozen		Total	
	12-months ending February	Y-O-Y % chg.	12-months ending February	Y-O-Y % chg.	12-months ending February	Y-O-Y % chg.
Total	2,190	107	60,174	81	62,365	82
Australia	1,661	94	11,787	86	13,449	87
Brazil	-		16,934	62	16,934	62
Uruguay	7		7,561	42	7,568	42
Argentina	12		13,505	124	13,517	124
NZ	412	145	7,292	103	7,705	105
Other	98	208	3,095	104	3,193	106

Chilled		Frozen		Total	
2020 YTD	Y-O-Y % chg.	2020 YTD	Y-O-Y % chg.	2020 YTD	Y-O-Y % chg.
355	60	11,379	83	11,733	83
276	70	2,183	97	2,458	94
-	-	3,958	151	3,958	151
3	-	1,033	-3	1,036	-3
9	-	2,450	84	2,459	85
56	6	1,118	44	1,174	41
12	49	636	82	648	81

Chilled			Frozen			Total		
2020 February	M-O-M % chg.	Y-O-Y % chg.	2020 February	M-O-M % chg.	Y-O-Y % chg.	2020 February	M-O-M % chg.	Y-O-Y % chg.
178	1	123	5,721	1	109	5,900	1	109
139	1	139	1,098	1	131	1,236	1	131
-	-	-	1,990	1	160	1,990	1	160
1	1	-	519	1	21	521	1	21
5	1	-	1,232	1	99	1,237	1	99
28	1	44	562	1	80	590	1	78
6	1	136	320	1	140	326	1	140

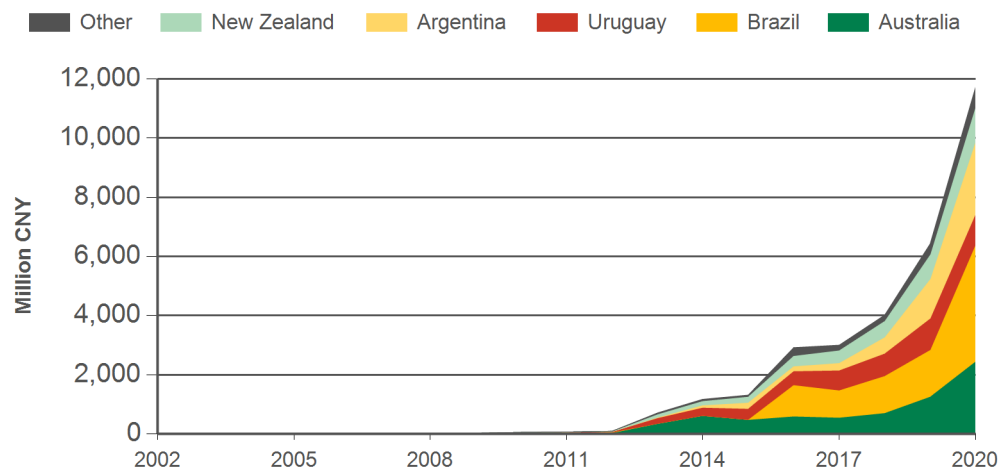
Source: Global Trade Atlas, China Customs. SWT = Shipped weight. YTD = Calendar year-to-February. Y-O-Y = Year-on-year. M-O-M = Month-on-month. For further information email globalindustryinsights@mla.com.au.
*trade data represented in this report excludes imports into Hong Kong

Year-to-February China beef imports - volume



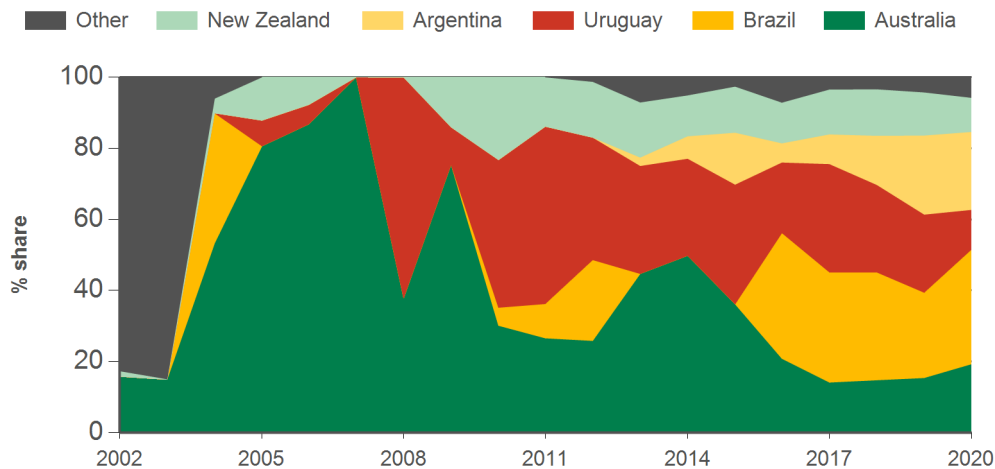
Source: Global Trade Atlas, China Customs. Prepared by MLA.

Year-to-February China beef imports - value



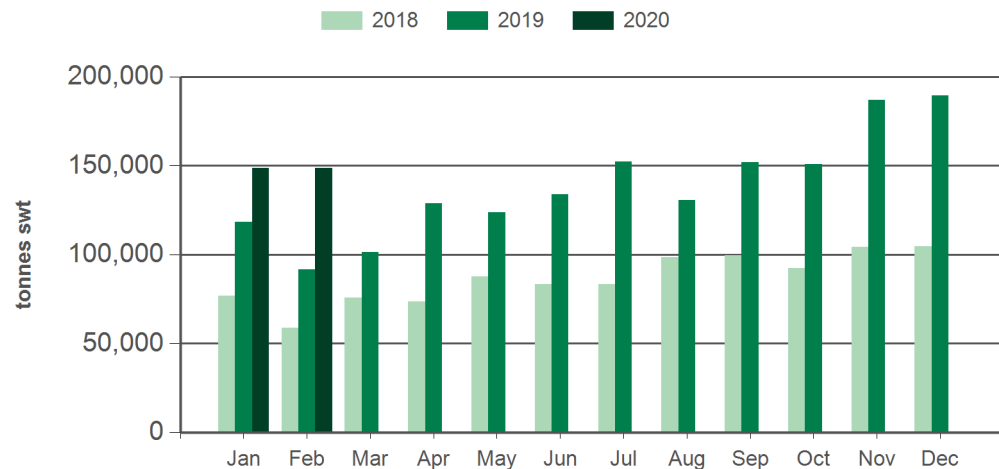
Source: Global Trade Atlas, China Customs. Prepared by MLA.

Year-to-February imported beef market share



Source: Global Trade Atlas, China Customs. Prepared by MLA. % share based off import volume.

Monthly China beef imports



Source: Global Trade Atlas, China Customs. Prepared by MLA.

Historical beef imports - Calendar year totals

Volume (tonnes swt)	2005	2006	2007	2008	2009	2010	2011	2012	2013	2014	2015	2016	2017	2018	2019	2020 YTD	Y-O-Y % chg.
Total	1,143	1,161	3,639	4,243	14,158	23,702	20,135	61,386	294,223	297,949	473,835	580,049	695,109	1,039,388	1,659,891	297,122	41
Australia	1,109	1,034	2,172	2,571	5,558	5,757	7,876	27,293	154,777	135,210	155,938	110,911	115,772	173,088	307,217	57,540	77
Brazil	0	0	329	33	932	7,853	2,091	8,705	0	0	56,429	171,157	197,563	322,693	399,642	95,746	90
Uruguay	25	110	920	1,464	5,163	7,633	7,364	14,497	70,334	89,080	123,206	155,441	195,868	218,553	285,826	33,120	-28
Argentina	0	0	0	0	0	16	0	220	9,220	16,983	42,688	51,957	86,330	180,377	375,581	65,130	39
NZ	10	17	217	173	2,505	2,442	2,803	7,456	35,375	40,384	70,266	72,052	79,479	110,805	214,400	28,438	12
Other	0	0	0	2	0	1	0	3,216	24,517	16,292	25,309	18,532	20,097	33,872	77,225	17,148	92

Source: Global Trade Atlas, China Customs. SWT = Shipped weight. YTD = Calendar year-to-February. Y-O-Y = Year-on-year. For further information email globalindustryinsights@mla.com.au.