

12-months ending January

Volume (tonnes swt)	Chilled		Frozen		Total		
	12-months ending January	Y-O-Y % chg.	12-months ending January	Y-O-Y % chg.	12-months ending January	Y-O-Y % chg.	
TOTAL	Nth America	67,632	-1	149,052	-26	216,683	-19
	US	65,013	-3	138,104	-26	203,117	-20
	Canada	2,579	113	10,891	-16	13,470	-5
	Mexico	40	-54	56	-95	96	-91

GRAIN	Nth America	4,449	9	1,789	1	6,238	7
	US	3,559	-2	1,630	29	5,189	6
	Canada	850	112	159	-13	1,010	73
	Mexico	40	-1	-	-100	40	-89

GRASS	Nth America	63,182	-2	147,263	-26	210,445	-20
	US	61,453	-3	136,475	-26	197,928	-20
	Canada	1,729	114	10,732	-16	12,461	-8
	Mexico	-	-100	56	-92	56	-93

Calendar year-to-January

Chilled		Frozen		Total	
2021 YTD	Y-O-Y % chg.	2021 YTD	Y-O-Y % chg.	2021 YTD	Y-O-Y % chg.
2,784	-41	4,676	-60	7,460	-54
2,724	-40	4,337	-61	7,061	-55
60	-58	282	-34	342	-40
-	-	56	-	56	1,444

171	-39	190	61	361	-9
169	-28	190	138	359	14
2	-95	-	-	2	-97
-	-	-	-	-	-

2,613	-41	4,486	-61	7,099	-55
2,555	-41	4,147	-63	6,702	-56
58	-42	282	-28	340	-31
-	-100	56	-	56	4,065

Month of January

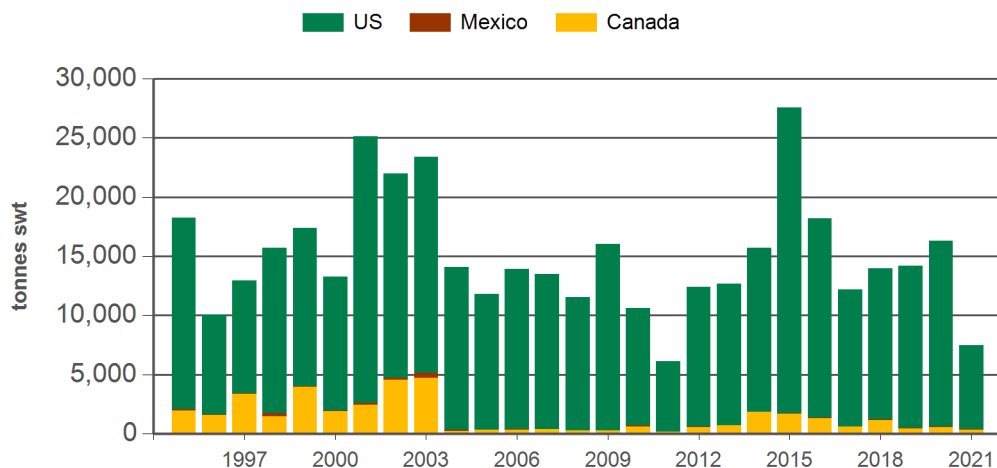
Chilled			Frozen			Total		
2021 January	M-O-M % chg.	Y-O-Y % chg.	2021 January	M-O-M % chg.	Y-O-Y % chg.	2021 January	M-O-M % chg.	Y-O-Y % chg.
2,784	-54	-41	4,676	-55	-60	7,460	-55	-54
2,724	-53	-40	4,337	-54	-61	7,061	-54	-55
60	-52	-58	282	-74	-34	342	-72	-40
-	-	-	56	-	-	56	373	1,444

171	-42	-39	190	62	61	361	-12	-9
169	-35	-28	190	74	138	359	-3	14
2	-90	-95	-	-	-	2	-92	-97
-	-	-	-	-	-	-	-	-

2,613	-54	-41	4,486	-57	-61	7,099	-56	-55
2,555	-54	-41	4,147	-55	-63	6,702	-55	-56
58	-44	-42	282	-74	-28	340	-71	-31
-	-	-	56	-	-	56	-	4,065

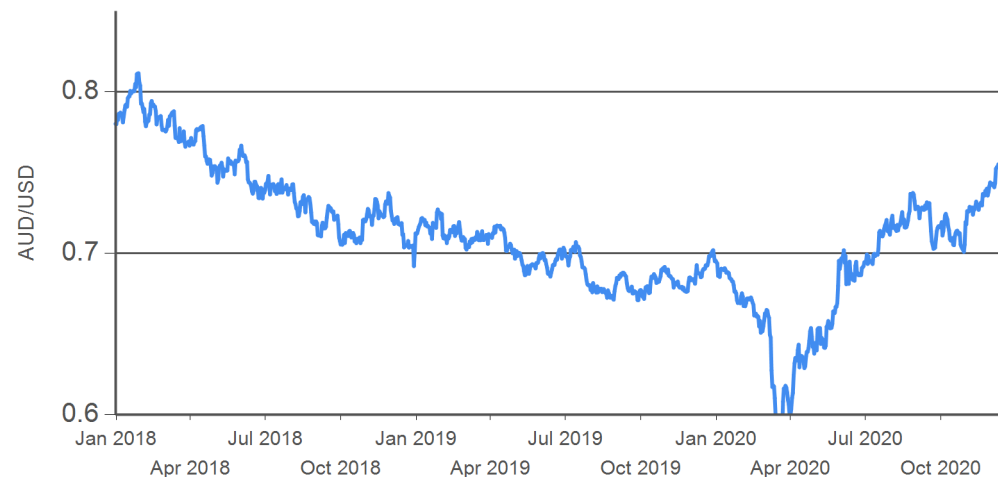
Source: DAWR. SWT = Shipped weight. YTD = Calendar year-to-January. Y-O-Y = Year-on-year. M-O-M = Month-on-month. Grain is the prefix for grainfed beef. Grass is the prefix for grassfed beef. For further information email globalindustryinsights@mla.com.au.

Year-to-January beef exports to North America



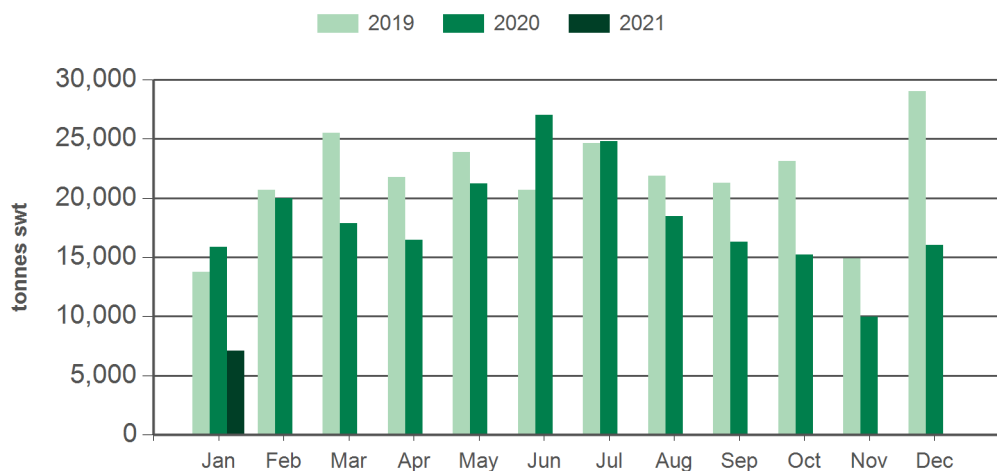
Source: DAWR, Prepared by MLA

AUD/USD



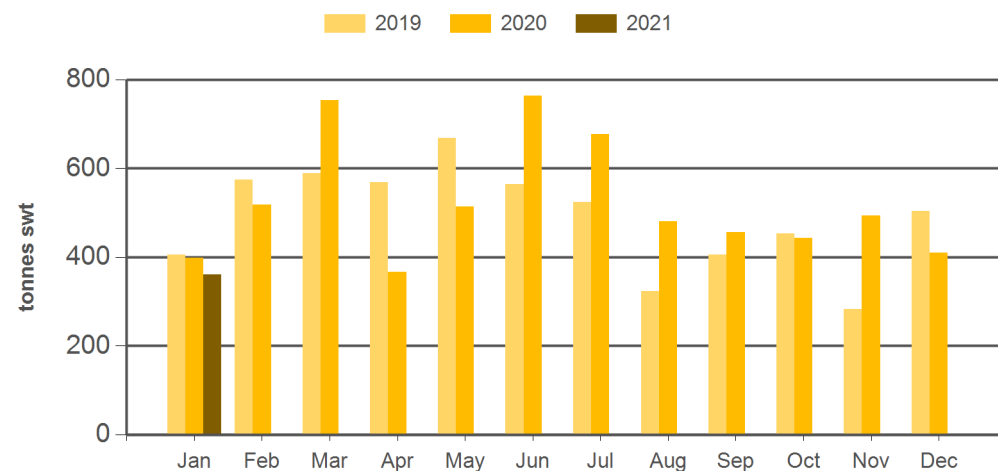
Source: xe.com, Prepared by MLA

Monthly grassfed beef exports to North America



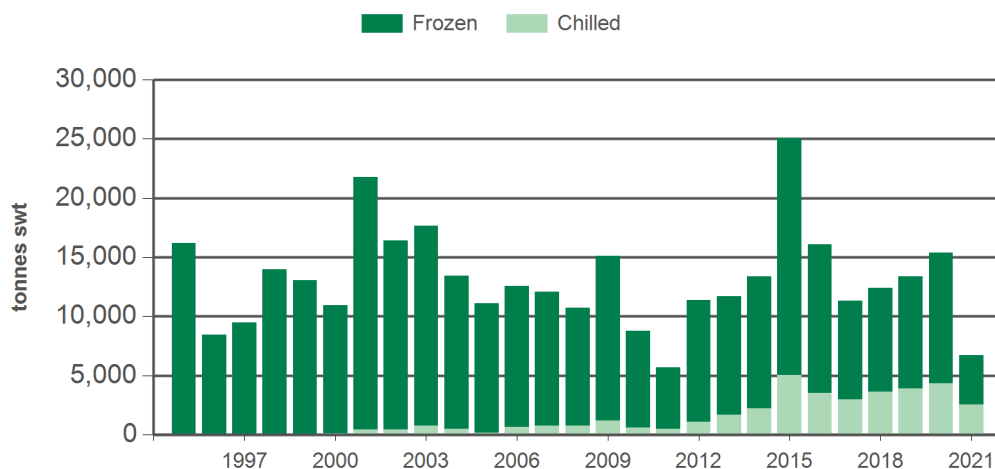
Source: DAWR, Prepared by MLA

Monthly grainfed beef exports to North America



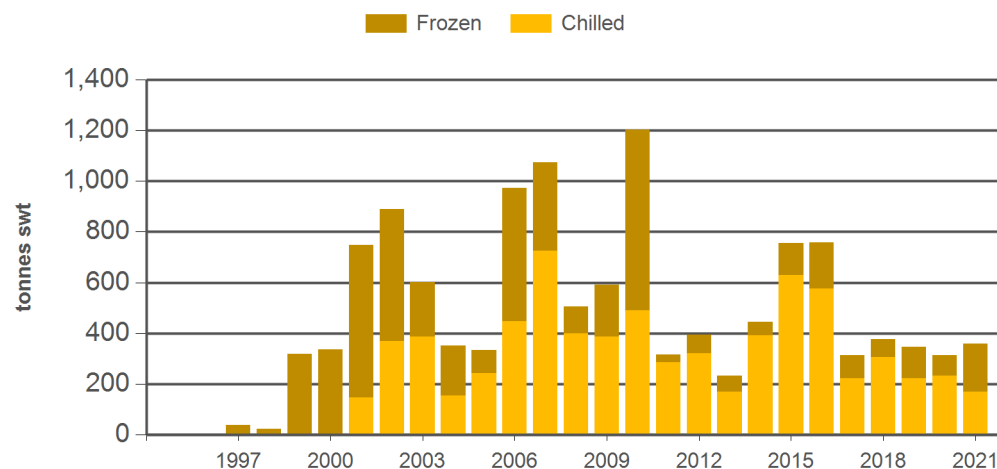
Source: DAWR, Prepared by MLA

Year-to-January grassfed beef exports to the US



Source: DAWR, Prepared by MLA

Year-to-January grainfed beef exports to the US



Source: DAWR, Prepared by MLA

Historical beef exports - Calendar year totals

Volume (tonnes swt)	2006	2007	2008	2009	2010	2011	2012	2013	2014	2015	2016	2017	2018	2019	2020	2021 YTD	Y-O-Y % chg.
Nth America	306,394	310,042	243,938	264,834	193,149	178,672	240,070	231,097	431,731	459,218	261,425	254,190	254,781	266,982	225,498	7,460	-54
US	295,267	296,099	234,779	251,479	185,035	167,820	224,111	212,703	397,889	415,951	242,013	234,112	231,187	251,822	211,754	7,061	-55
Canada	9,609	12,311	8,543	12,319	6,949	10,148	15,661	17,898	32,972	42,575	19,316	19,954	22,990	13,997	13,701	342	-40
Mexico	1,518	1,633	616	1,036	1,166	703	298	497	870	692	96	124	604	1,163	43	56	1,444

Source: DAWR. SWT = Shipped weight. YTD = Calendar year-to-January. Y-O-Y = Year-on-year. For further information email globalindustryinsights@mla.com.au.