

Australian beef exports to South Korea

Monthly trade summary

January 2021

12-months ending January

Volume (tonnes swt)	Chilled		Frozen		Total	
	12-months ending January	Y-O-Y % chg.	12-months ending January	Y-O-Y % chg.	12-months ending January	Y-O-Y % chg.
Total	36,424	13	122,879	-6	159,303	-2
Grainfed	26,687	14	33,704	9	60,391	11
Grassfed	9,737	12	89,175	-10	98,912	-9

Calendar year-to-January

Chilled		Frozen		Total	
2021 YTD	Y-O-Y % chg.	2021 YTD	Y-O-Y % chg.	2021 YTD	Y-O-Y % chg.
2,286	13	6,135	-23	8,421	-16
1,756	15	2,265	-3	4,021	4
530	6	3,870	-31	4,400	-28

Month of January

Chilled			Frozen			Total		
2021 January	M-O-M % chg.	Y-O-Y % chg.	2021 January	M-O-M % chg.	Y-O-Y % chg.	2021 January	M-O-M % chg.	Y-O-Y % chg.
2,286	-44	13	6,135	-50	-23	8,421	-49	-16
1,756	-36	15	2,265	-38	-3	4,021	-37	4
530	-60	6	3,870	-55	-31	4,400	-56	-28

12-months ending December

Value ('000 A\$ FOB)	Chilled		Frozen		Total	
	12-months ending December	Y-O-Y % chg.	12-months ending December	Y-O-Y % chg.	12-months ending December	Y-O-Y % chg.
Total	479,027	6	966,520	-3	1,445,547	-
Boneless	445,713	7	740,509	-6	1,186,222	-1
Bone-in	33,314	-5	225,641	10	258,955	8
Carcase	-	-100	370	1,972	370	-19

Calendar year-to-December

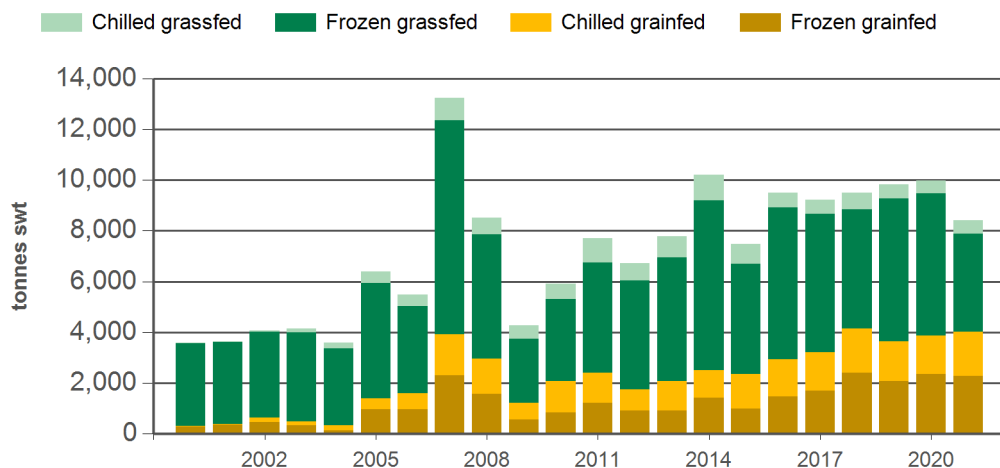
Chilled		Frozen		Total	
2020 YTD	Y-O-Y % chg.	2020 YTD	Y-O-Y % chg.	2020 YTD	Y-O-Y % chg.
479,027	6	966,520	-3	1,445,547	-
445,713	7	740,509	-6	1,186,222	-1
33,314	-5	225,641	10	258,955	8
-	-	370	1,972	370	-19

Month of December

Chilled			Frozen			Total		
2020 December	M-O-M % chg.	Y-O-Y % chg.	2020 December	M-O-M % chg.	Y-O-Y % chg.	2020 December	M-O-M % chg.	Y-O-Y % chg.
55,912	22	22	93,009	2	-3	148,920	12	5
51,801	20	25	76,318	4	-	128,118	13	9
4,111	54	-10	16,453	-10	-18	20,564	9	-16
-	NaN	-	239	268	1,238	239	295	1,238

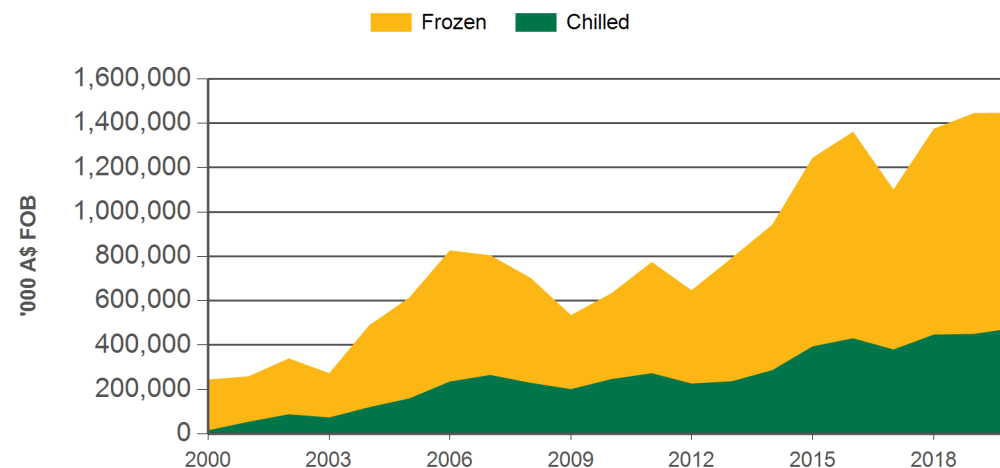
Source: DAWR, ABS. SWT = Shipped weight. Volume YTD = Calendar year-to-January. Value YTD = Calendar year-to-December. Y-O-Y = Year-on-year. M-O-M = Month-on-month. Grainfed is the prefix for grainfed beef. Grassfed is the prefix for grassfed beef. For further information email globalindustryinsights@mla.com.au.

Year-to-January beef exports to South Korea - volume



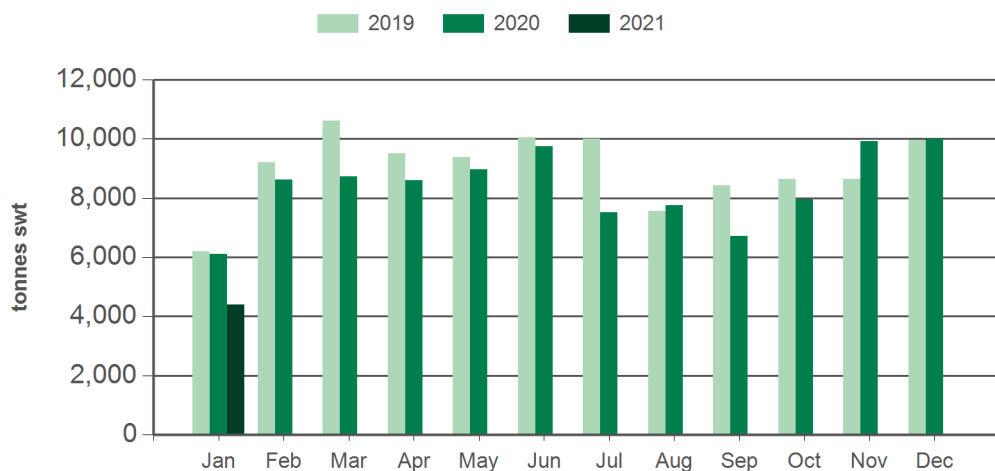
Source: DAWR, Prepared by MLA

Year-to-December beef exports to South Korea - value



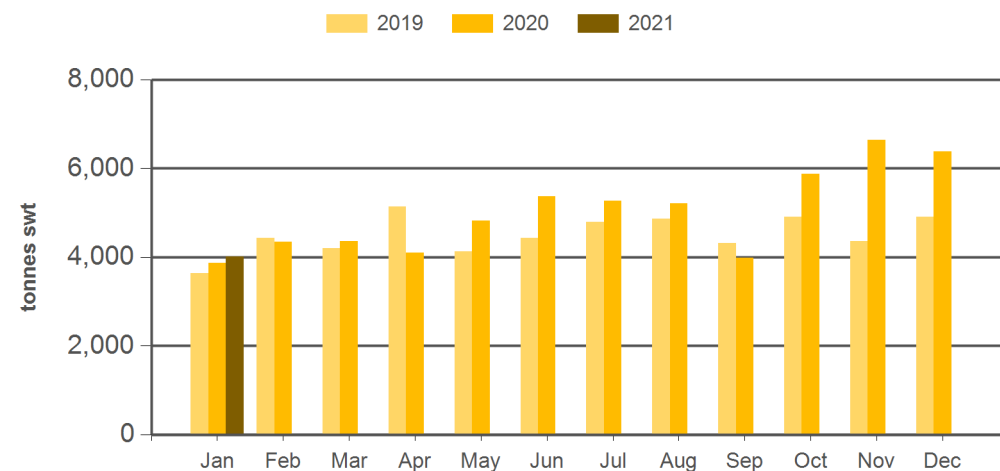
Source: ABS, Prepared by MLA

Monthly grassfed beef exports to South Korea



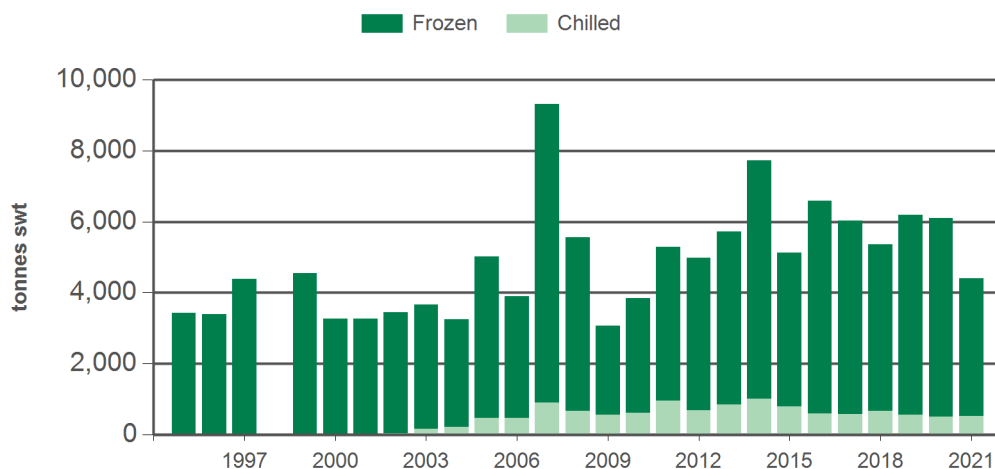
Source: DAWR, Prepared by MLA

Monthly grainfed beef exports to South Korea



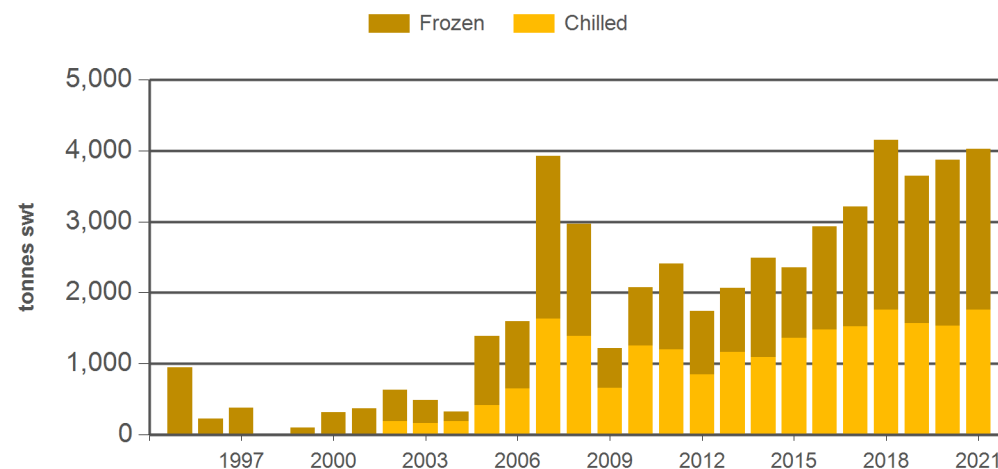
Source: DAWR, Prepared by MLA

Year-to-January grassfed beef exports to South Korea



Source: DAWR, Prepared by MLA

Year-to-January grainfed beef exports to South Korea



Source: DAWR, Prepared by MLA

Historical beef exports - Calendar year totals

Volume (tonnes swt)	2006	2007	2008	2009	2010	2011	2012	2013	2014	2015	2016	2017	2018	2019	2020	2021 YTD	Y-O-Y % chg.
Total	149,663	148,933	127,207	115,482	124,161	146,347	125,957	144,365	150,918	166,588	179,854	148,552	170,373	162,344	160,850	8,421	-16
Grainfed	41,205	41,526	31,581	27,157	34,151	38,762	31,332	31,020	35,640	44,203	55,756	53,564	57,598	54,144	60,239	4,021	4
Grassfed	108,458	107,407	95,626	88,325	90,009	107,585	94,625	113,345	115,278	122,385	124,098	94,987	112,775	108,199	100,611	4,400	-28

Source: DAWR. SWT = Shipped weight. YTD = Calendar year-to-January. Y-O-Y = Year-on-year. For further information email globalindustryinsights@mla.com.au.