

#### 12-months ending January

Volume (tonnes swt)	Chilled		Frozen		Total	
	12-months ending January	Y-O-Y % chg.	12-months ending January	Y-O-Y % chg.	12-months ending January	Y-O-Y % chg.
Total	5,640	-10	6,689	-21	12,329	-16
Lamb	5,597	-9	3,253	-14	8,850	-11
Mutton	43	-54	3,437	-27	3,479	-28

#### Calendar year-to-January

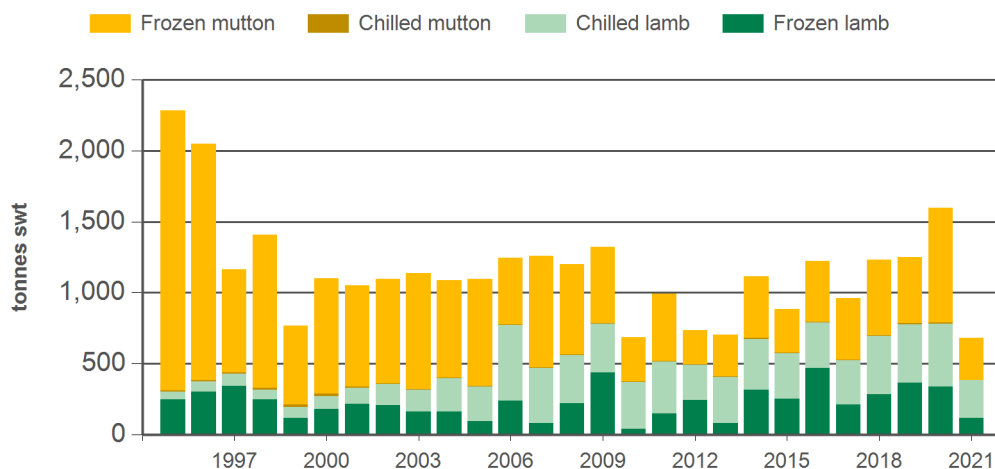
Chilled		Frozen		Total	
2021 YTD	Y-O-Y % chg.	2021 YTD	Y-O-Y % chg.	2021 YTD	Y-O-Y % chg.
266	-41	415	-64	681	-57
266	-40	116	-65	382	-51
-		299	-63	299	-63

#### Month of January

Chilled			Frozen			Total		
2021 January	M-O-M % chg.	Y-O-Y % chg.	2021 January	M-O-M % chg.	Y-O-Y % chg.	2021 January	M-O-M % chg.	Y-O-Y % chg.
266	-40	-41	415	-35	-64	681	-37	-57
266	-40	-40	116	-60	-65	382	-48	-51
-	-	-	299	-15	-63	299	-16	-63

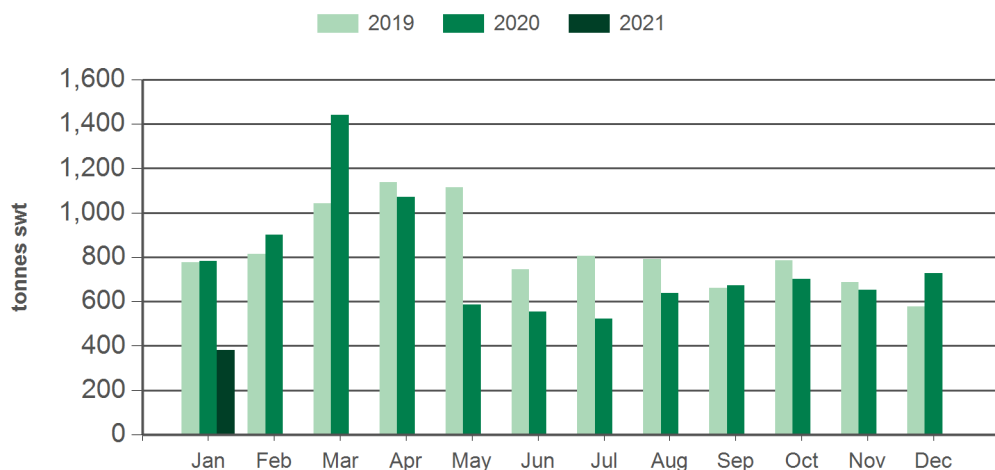
Source: DAWR. YTD = Calendar year-to-January. Y-O-Y = Year-on-year. M-O-M = Month-on-month. SWT = Shipped weight. For further information email [globalindustryinsights@mla.com.au](mailto:globalindustryinsights@mla.com.au).

#### Year-to-January sheepmeat exports to Japan



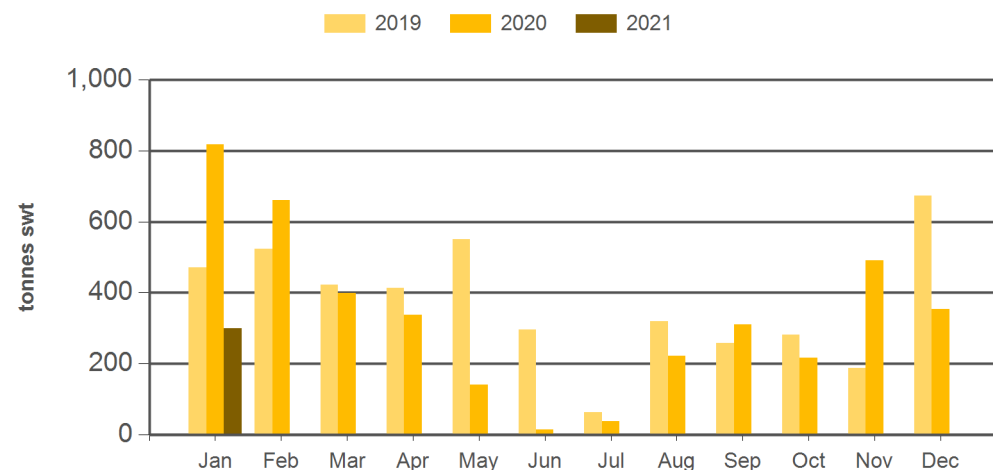
Source: DAWR, Prepared by MLA

**Monthly lamb exports to Japan**



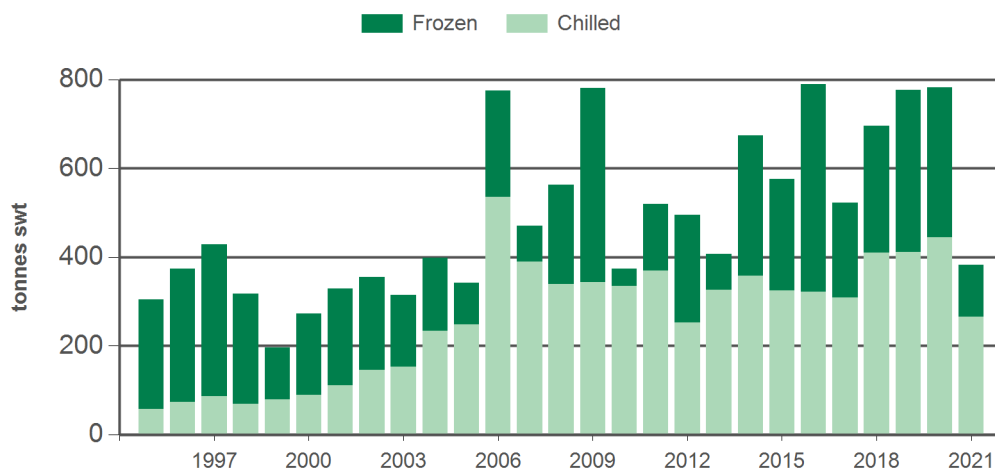
Source: DAWR, Prepared by MLA

**Monthly mutton exports to Japan**



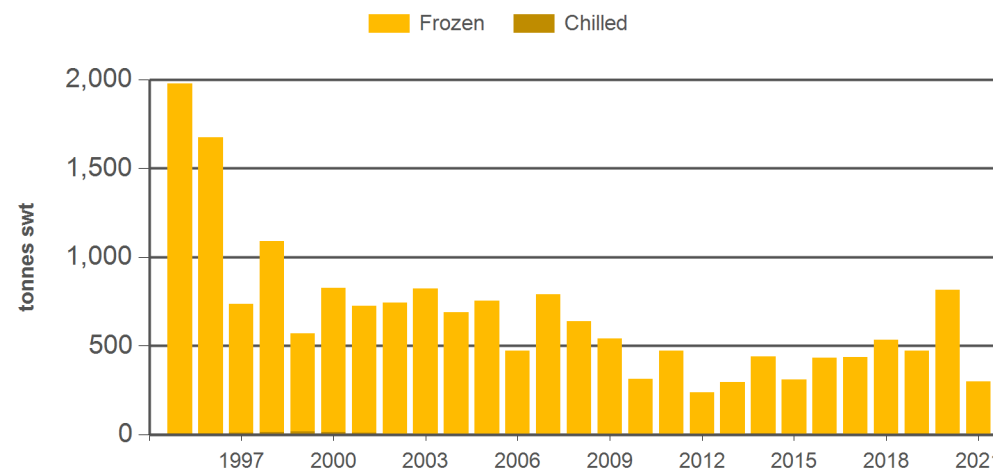
Source: DAWR, Prepared by MLA

**Year-to-January lamb exports to Japan**



Source: DAWR, Prepared by MLA

**Year-to-January mutton exports to Japan**



Source: DAWR, Prepared by MLA

#### Historical sheepmeat exports - Calendar year totals

Volume (tonnes swt)	2006	2007	2008	2009	2010	2011	2012	2013	2014	2015	2016	2017	2018	2019	2020	2021 YTD	Y-O-Y % chg.
Total	18,698	15,498	16,962	13,939	11,474	11,885	10,851	11,484	15,243	11,711	13,222	12,820	15,292	14,398	13,247	681	-57
Lamb	11,879	8,515	9,876	8,338	7,689	7,381	7,687	7,697	10,127	7,977	8,640	8,345	9,988	9,940	9,249	382	-51
Mutton	6,819	6,983	7,086	5,602	3,785	4,505	3,164	3,787	5,116	3,733	4,582	4,475	5,304	4,457	3,998	299	-63

Source: DAWR. YTD = Calendar year-to-January. SWT = Shipped weight. For further information email [globalindustryinsights@mla.com.au](mailto:globalindustryinsights@mla.com.au).

#### NEED MORE INFORMATION?



Click here for further prices and market information:  
<http://www.mla.com.au/prices-markets>



To download all historical data, click here to access MLA's statistics database:  
<http://statistics.mla.com.au>



Email [marketinfo@mla.com.au](mailto:marketinfo@mla.com.au) to subscribe to this or any other of MLA's market information reports