

#### 12-months ending January

Volume (tonnes swt)	Chilled		Frozen		Total	
	12-months ending January	Y-O-Y % chg.	12-months ending January	Y-O-Y % chg.	12-months ending January	Y-O-Y % chg.
Total	4,756	17	10,405	-11	15,161	-4
Lamb	4,756	17	8,891	-8	13,647	-1
Mutton	-	-100	1,514	-24	1,514	-24

#### Calendar year-to-January

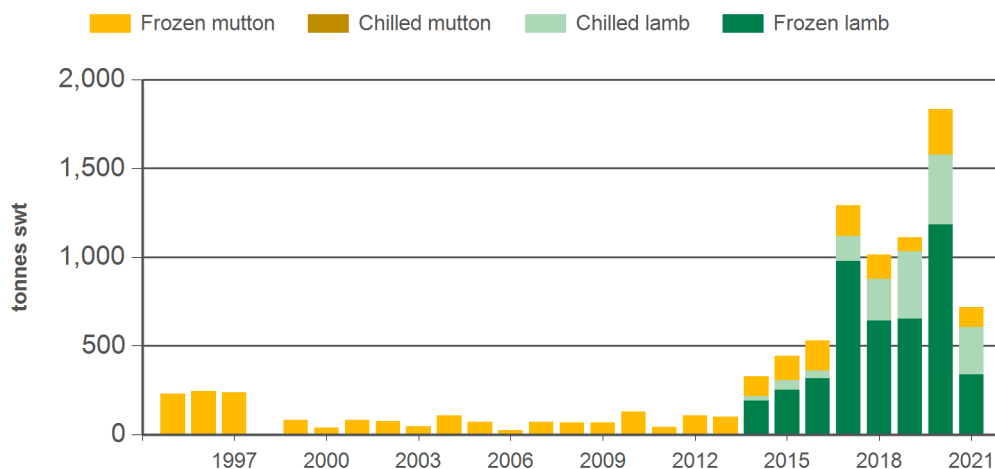
Chilled		Frozen		Total	
2021 YTD	Y-O-Y % chg.	2021 YTD	Y-O-Y % chg.	2021 YTD	Y-O-Y % chg.
269	-32	452	-69	720	-61
269	-32	339	-71	608	-61
-		112	-56	112	-56

#### Month of January

Chilled			Frozen			Total		
2021 January	M-O-M % chg.	Y-O-Y % chg.	2021 January	M-O-M % chg.	Y-O-Y % chg.	2021 January	M-O-M % chg.	Y-O-Y % chg.
269	-42	-32	452	-58	-69	720	-54	-61
269	-42	-32	339	-60	-71	608	-54	-61
-	-	-	112	-52	-56	112	-52	-56

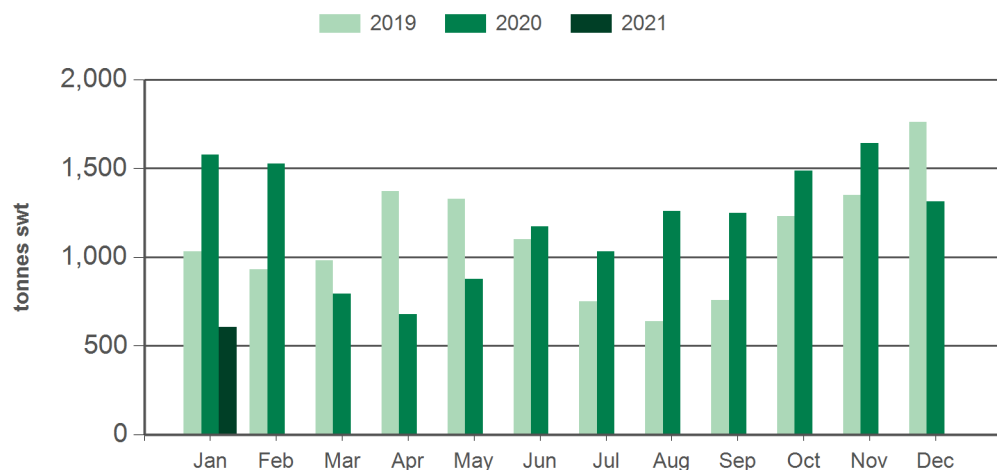
Source: DAWR. YTD = Calendar year-to-January. Y-O-Y = Year-on-year. M-O-M = Month-on-month. SWT = Shipped weight. For further information email [globalindustryinsights@mla.com.au](mailto:globalindustryinsights@mla.com.au).

#### Year-to-January sheepmeat exports to Korea



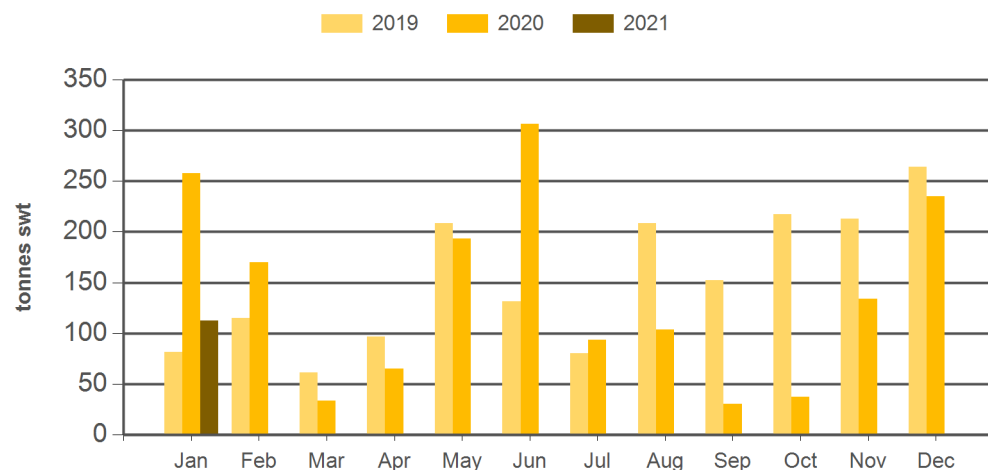
Source: DAWR, Prepared by MLA

#### Monthly lamb exports to Korea



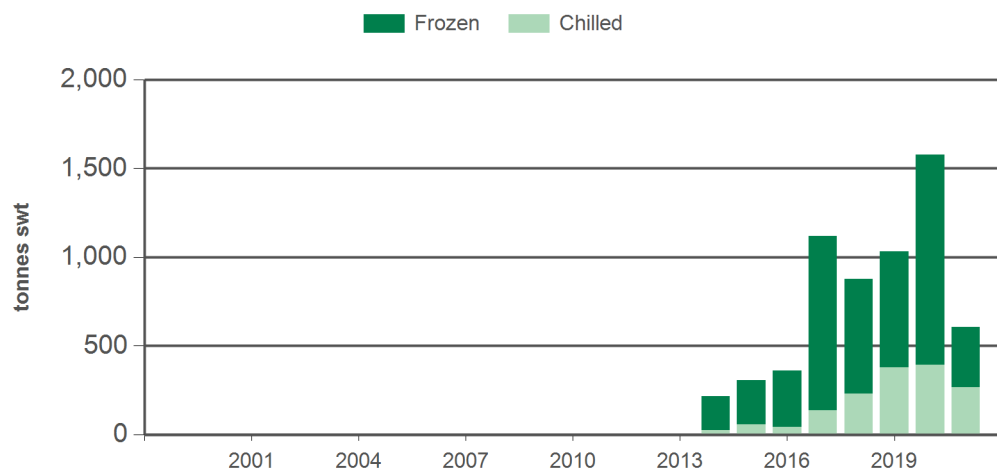
Source: DAWR, Prepared by MLA

#### Monthly mutton exports to Korea



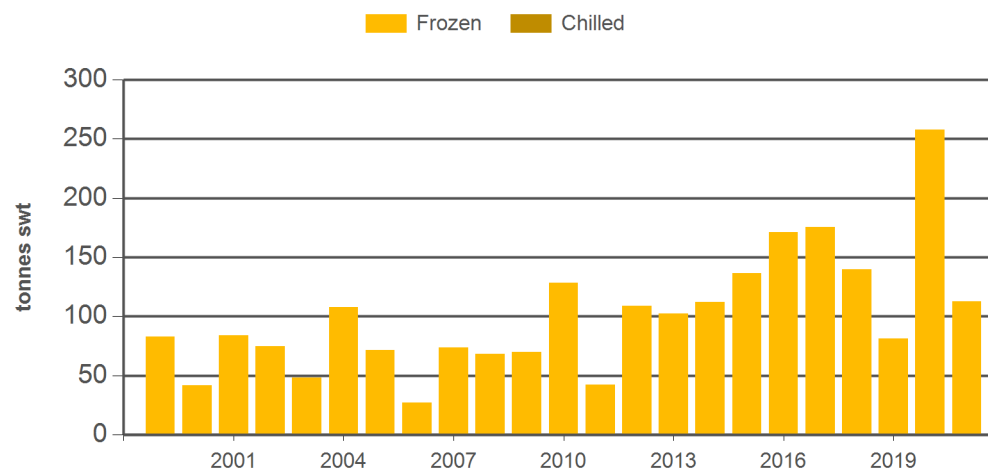
Source: DAWR, Prepared by MLA

#### Year-to-January lamb exports to Korea



Source: DAWR, Prepared by MLA

#### Year-to-January mutton exports to Korea



Source: DAWR, Prepared by MLA

#### Historical sheepmeat exports - Calendar year totals

Volume (tonnes swt)	2006	2007	2008	2009	2010	2011	2012	2013	2014	2015	2016	2017	2018	2019	2020	2021 YTD	Y-O-Y % chg.
Total	800	776	1,181	703	973	972	950	991	6,114	6,126	1,723	14,235	16,172	15,059	16,275	720	-61
Lamb	0	0	0	0	0	0	0	0	4,837	4,829	1,277	12,777	14,076	13,230	14,616	608	-61
Mutton	800	776	1,181	703	973	972	950	991	1,277	1,298	447	1,458	2,096	1,829	1,659	112	-56

Source: DAWR. YTD = Calendar year-to-January. SWT = Shipped weight. For further information email [globalindustryinsights@mla.com.au](mailto:globalindustryinsights@mla.com.au).

#### NEED MORE INFORMATION?



Click here for further prices and market information:  
<http://www.mla.com.au/prices-markets>



To download all historical data, click here to access MLA's statistics database:  
<http://statistics.mla.com.au>



Email [marketinfo@mla.com.au](mailto:marketinfo@mla.com.au) to subscribe to this or any other of MLA's market information reports