

12-months ending December

Volume (tonnes swt)	Chilled		Frozen		Total	
	12-months ending December	Y-O-Y % chg.	12-months ending December	Y-O-Y % chg.	12-months ending December	Y-O-Y % chg.
Total	48,737	29	2,070,136	28	2,118,873	28
Australia	33,366	21	220,417	-21	253,784	-17
Brazil	-		848,473	112	848,473	112
Uruguay	1,312	1,587	228,366	-20	229,678	-20
Argentina	1,498	2,147	481,069	28	482,567	28
NZ	8,937	-3	160,937	-22	169,874	-21
Other	3,624	277	130,874	72	134,498	74

Calendar year-to-December

Chilled		Frozen		Total	
2020 YTD	Y-O-Y % chg.	2020 YTD	Y-O-Y % chg.	2020 YTD	Y-O-Y % chg.
48,737	29	2,070,136	28	2,118,873	28
33,366	21	220,417	-21	253,784	-17
-	-	848,473	112	848,473	112
1,312	1,587	228,366	-20	229,678	-20
1,498	2,147	481,069	28	482,567	28
8,937	-3	160,937	-22	169,874	-21
3,624	277	130,874	72	134,498	74

Month of December

Chilled			Frozen			Total		
2020 December	M-O-M % chg.	Y-O-Y % chg.	2020 December	M-O-M % chg.	Y-O-Y % chg.	2020 December	M-O-M % chg.	Y-O-Y % chg.
6,105	43	31	202,837	24	10	208,942	24	10
2,698	9	-12	9,900	-21	-55	12,598	-16	-49
-	-	-	86,959	19	37	86,959	19	37
683	302	4,171	26,006	72	8	26,690	74	11
468	69	1,101	50,638	23	11	51,107	23	12
1,308	89	8	13,118	42	-22	14,426	45	-20
947	47	177	16,216	22	26	17,163	24	30

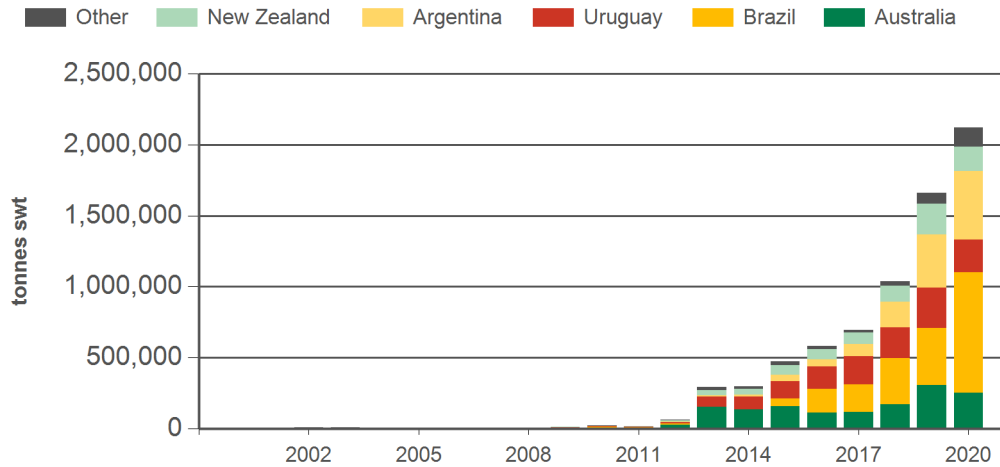
Value (Million RMB)	Chilled		Frozen		Total	
	12-months ending December	Y-O-Y % chg.	12-months ending December	Y-O-Y % chg.	12-months ending December	Y-O-Y % chg.
Total	2,805	36	67,496	23	70,301	23
Australia	1,995	29	8,410	-21	10,405	-15
Brazil	-		28,782	98	28,782	98
Uruguay	51	1,265	5,806	-24	5,857	-23
Argentina	53	1,586	14,329	16	14,382	16
NZ	398	-3	5,450	-22	5,848	-21
Other	309	228	4,718	68	5,027	73

Chilled		Frozen		Total	
2020 YTD	Y-O-Y % chg.	2020 YTD	Y-O-Y % chg.	2020 YTD	Y-O-Y % chg.
2,805	36	67,496	23	70,301	23
1,995	29	8,410	-21	10,405	-15
-	-	28,782	98	28,782	98
51	1,265	5,806	-24	5,857	-23
53	1,586	14,329	16	14,382	16
398	-3	5,450	-22	5,848	-21
309	228	4,718	68	5,027	73

Chilled			Frozen			Total		
2020 December	M-O-M % chg.	Y-O-Y % chg.	2020 December	M-O-M % chg.	Y-O-Y % chg.	2020 December	M-O-M % chg.	Y-O-Y % chg.
345	33	30	5,842	26	-16	6,187	27	-15
177	10	-	324	-26	-60	501	-16	-50
-	-	-	2,624	23	-	2,624	23	-
25	262	3,254	597	81	-21	622	84	-18
16	72	768	1,287	28	-24	1,303	29	-24
56	90	-7	396	60	-38	451	63	-35
71	32	176	614	30	42	685	30	49

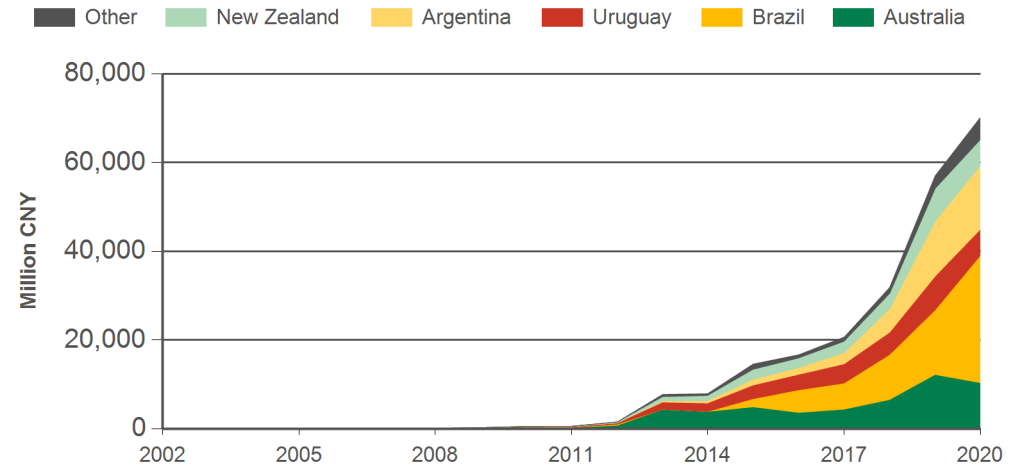
Source: Global Trade Atlas, China Customs. SWT = Shipped weight. YTD = Calendar year-to-December. Y-O-Y = Year-on-year. M-O-M = Month-on-month. For further information email globalindustryinsights@mla.com.au. *trade data represented in this report excludes imports into Hong Kong

Year-to-December China beef imports - volume



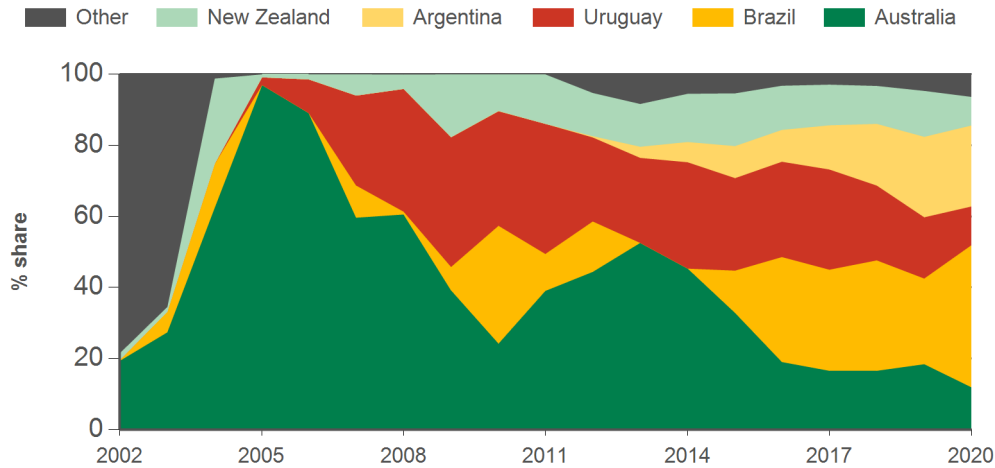
Source: Global Trade Atlas, China Customs. Prepared by MLA.

Year-to-December China beef imports - value



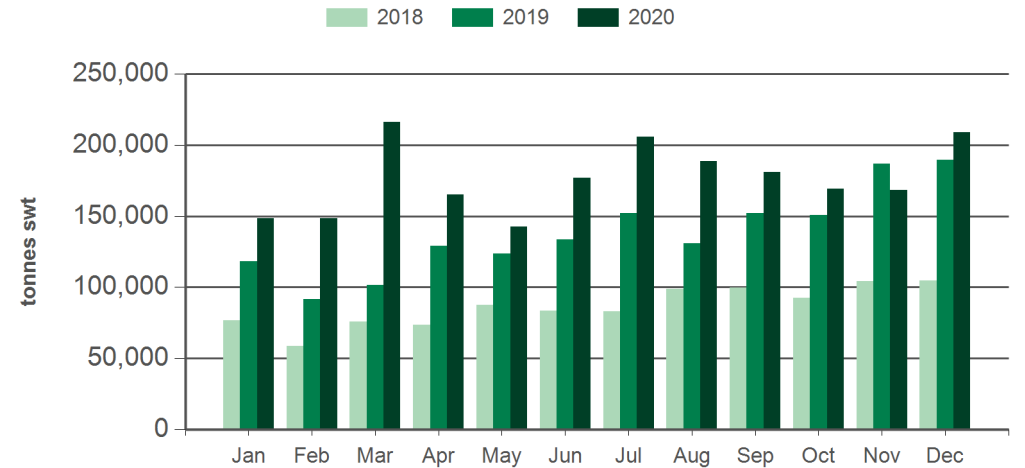
Source: Global Trade Atlas, China Customs. Prepared by MLA.

Year-to-December imported beef market share



Source: Global Trade Atlas, China Customs. Prepared by MLA. % share based off import volume.

Monthly China beef imports



Source: Global Trade Atlas, China Customs. Prepared by MLA.

Historical beef imports - Calendar year totals

Volume (tonnes swt)	2005	2006	2007	2008	2009	2010	2011	2012	2013	2014	2015	2016	2017	2018	2019	2020 YTD	Y-O-Y % chg.
Total	1,143	1,161	3,639	4,243	14,158	23,702	20,135	61,386	294,223	297,949	473,835	580,049	695,109	1,039,388	1,659,891	2,118,873	28
Australia	1,109	1,034	2,172	2,571	5,558	5,757	7,876	27,293	154,777	135,210	155,938	110,911	115,772	173,088	307,217	253,784	-17
Brazil	0	0	329	33	932	7,853	2,091	8,705	0	0	56,429	171,157	197,563	322,693	399,642	848,473	112
Uruguay	25	110	920	1,464	5,163	7,633	7,364	14,497	70,334	89,080	123,206	155,441	195,868	218,553	285,826	229,678	-20
Argentina	0	0	0	0	0	16	0	220	9,220	16,983	42,688	51,957	86,330	180,377	375,581	482,567	28
NZ	10	17	217	173	2,505	2,442	2,803	7,456	35,375	40,384	70,266	72,052	79,479	110,805	214,400	169,874	-21
Other	0	0	0	2	0	1	0	3,216	24,517	16,292	25,309	18,532	20,097	33,872	77,225	134,498	74

Source: Global Trade Atlas, China Customs. SWT = Shipped weight. YTD = Calendar year-to-December. Y-O-Y = Year-on-year. For further information email globalindustryinsights@mla.com.au.