

12-months ending December

Volume (tonnes swt)	Chilled		Frozen		Total	
	12-months ending December	Y-O-Y % chg.	12-months ending December	Y-O-Y % chg.	12-months ending December	Y-O-Y % chg.
Total	37,852	137	1,622,039	58	1,659,891	60
Australia	27,517	119	279,699	74	307,216	77
Brazil	-		399,642	24	399,642	24
Uruguay	77		285,749	31	285,826	31
Argentina	67		375,514	108	375,581	108
NZ	9,229	191	205,171	91	214,400	93
Other	962	296	76,263	127	77,225	128

Calendar year-to-December

Chilled		Frozen		Total	
2019 YTD	Y-O-Y % chg.	2019 YTD	Y-O-Y % chg.	2019 YTD	Y-O-Y % chg.
37,852	137	1,622,039	58	1,659,891	60
27,517	119	279,699	74	307,216	77
-	-	399,642	24	399,642	24
77	-	285,749	31	285,826	31
67	-	375,514	108	375,581	108
9,229	191	205,171	91	214,400	93
962	296	76,263	127	77,225	128

Month of December

Chilled			Frozen			Total		
2019 December	M-O-M % chg.	Y-O-Y % chg.	2019 December	M-O-M % chg.	Y-O-Y % chg.	2019 December	M-O-M % chg.	Y-O-Y % chg.
4,660	-2	98	184,652	1	81	189,312	1	81
3,051	-22	71	21,801	-25	84	24,852	-25	83
-	-	-	63,347	9	99	63,347	9	99
16	-41	-	24,085	-4	23	24,101	-4	23
39	57	-	45,725	-1	85	45,764	-1	85
1,212	66	123	16,824	14	77	18,036	17	80
342	239	963	12,870	35	165	13,212	38	170

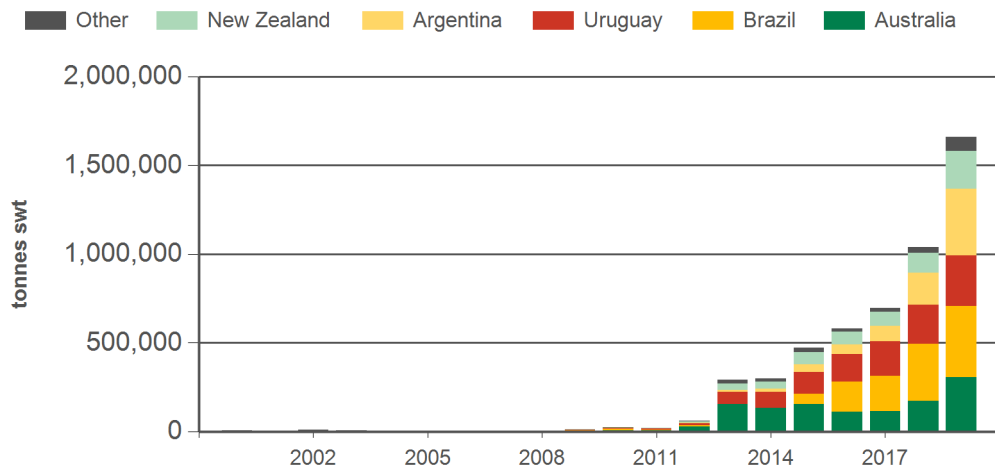
Value (Million RMB)	Chilled		Frozen		Total	
	12-months ending December	Y-O-Y % chg.	12-months ending December	Y-O-Y % chg.	12-months ending December	Y-O-Y % chg.
Total	2,055	125	55,002	78	57,057	79
Australia	1,548	105	10,710	82	12,257	85
Brazil	-		14,552	43	14,552	43
Uruguay	4		7,591	52	7,595	52
Argentina	3		12,387	136	12,390	136
NZ	409	220	6,953	107	7,362	111
Other	91	221	2,808	107	2,900	109

Chilled		Frozen		Total	
2019 YTD	Y-O-Y % chg.	2019 YTD	Y-O-Y % chg.	2019 YTD	Y-O-Y % chg.
2,055	125	55,002	78	57,057	79
1,548	105	10,710	82	12,257	85
-	-	14,552	43	14,552	43
4	-	7,591	52	7,595	52
3	-	12,387	136	12,390	136
409	220	6,953	107	7,362	111
91	221	2,808	107	2,900	109

Chilled			Frozen			Total		
2019 December	M-O-M % chg.	Y-O-Y % chg.	2019 December	M-O-M % chg.	Y-O-Y % chg.	2019 December	M-O-M % chg.	Y-O-Y % chg.
262	2	101	6,984	5	123	7,246	5	122
177	-15	70	819	-29	89	996	-27	86
-	-	-	2,635	15	160	2,635	15	160
1	-41	-	754	-2	61	755	-2	61
2	59	-	1,704	4	138	1,706	4	138
60	68	164	639	32	110	698	34	114
23	109	473	433	38	123	456	41	130

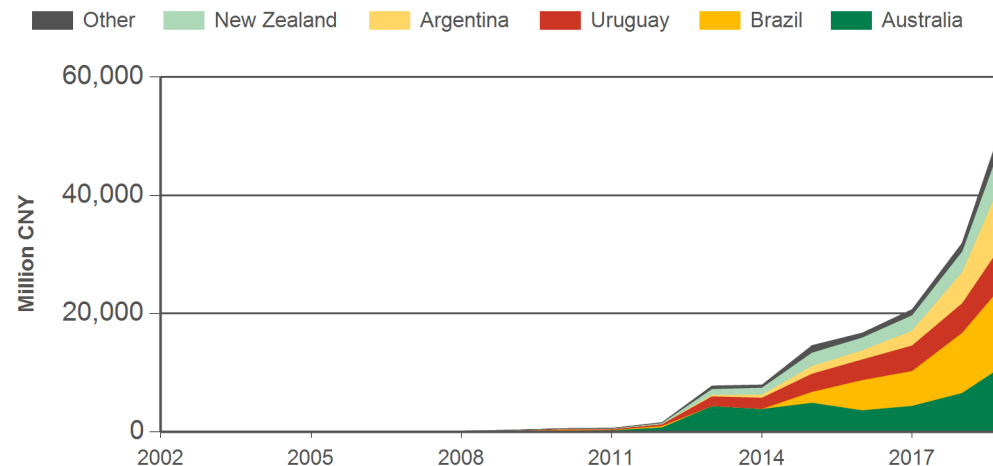
Source: Global Trade Atlas, China Customs. SWT = Shipped weight. YTD = Calendar year-to-December. Y-O-Y = Year-on-year. M-O-M = Month-on-month. For further information email globalindustryinsights@mla.com.au. *trade data represented in this report excludes imports into Hong Kong

Year-to-December China beef imports - volume



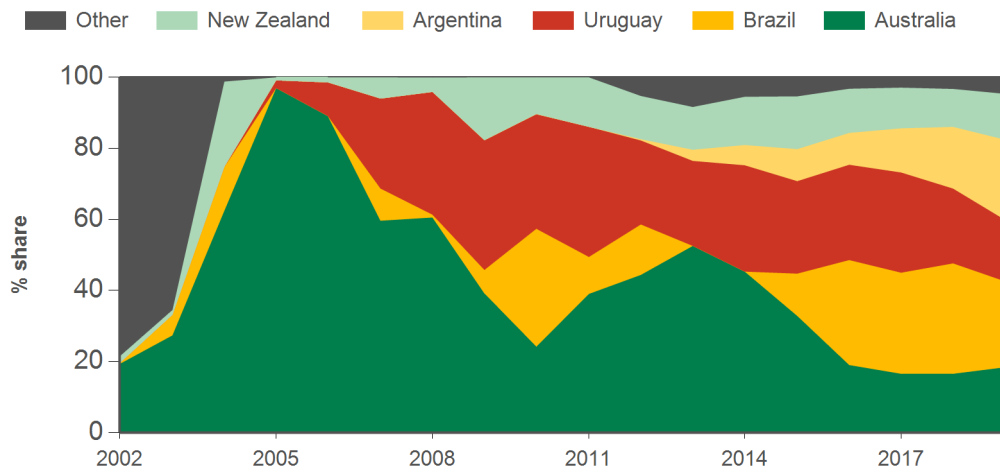
Source: Global Trade Atlas, China Customs. Prepared by MLA.

Year-to-December China beef imports - value



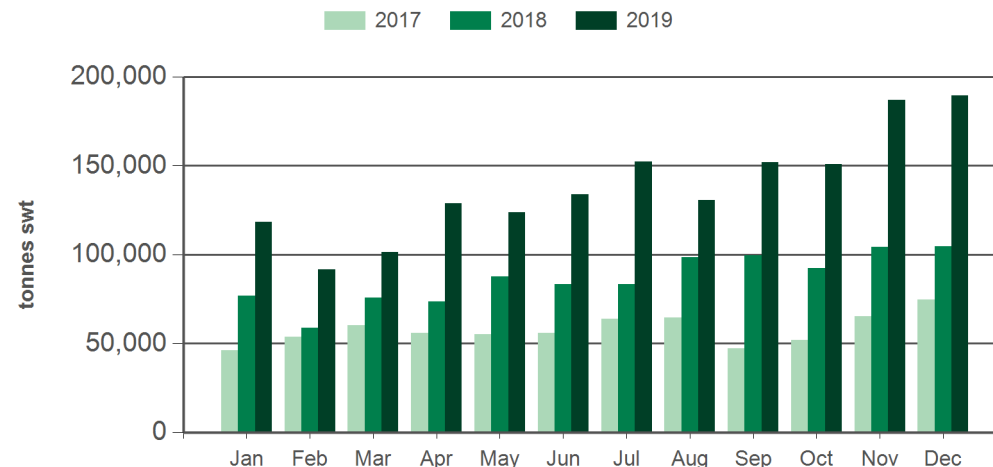
Source: Global Trade Atlas, China Customs. Prepared by MLA.

Year-to-December imported beef market share



Source: Global Trade Atlas, China Customs. Prepared by MLA. % share based off import volume.

Monthly China beef imports



Source: Global Trade Atlas, China Customs. Prepared by MLA.

Historical beef imports - Calendar year totals

Volume (tonnes swt)	2004	2005	2006	2007	2008	2009	2010	2011	2012	2013	2014	2015	2016	2017	2018	2019 YTD	Y-O-Y % chg.
Total	3,437	1,143	1,161	3,639	4,243	14,158	23,702	20,135	61,386	294,223	297,949	473,835	580,049	695,109	1,039,388	1,659,891	60
Australia	2,147	1,109	1,034	2,172	2,571	5,558	5,757	7,876	27,293	154,777	135,210	155,938	110,911	115,772	173,088	307,216	77
Brazil	422	0	0	329	33	932	7,853	2,091	8,705	0	0	56,429	171,157	197,563	322,693	399,642	24
Uruguay	2	25	110	920	1,464	5,163	7,633	7,364	14,497	70,334	89,080	123,206	155,441	195,868	218,553	285,826	31
Argentina	0	0	0	0	0	0	16	0	220	9,220	16,983	42,688	51,957	86,330	180,377	375,581	108
NZ	825	10	17	217	173	2,505	2,442	2,803	7,456	35,375	40,384	70,266	72,052	79,479	110,805	214,400	93
Other	41	0	0	0	2	0	1	0	3,216	24,517	16,292	25,309	18,532	20,097	33,872	77,225	128

Source: Global Trade Atlas, China Customs. SWT = Shipped weight. YTD = Calendar year-to-December. Y-O-Y = Year-on-year. For further information email globalindustryinsights@mla.com.au.