

#### European Union (UK inclusive)

##### 12-months ending July

Volume (tonnes swt)	Chilled		Frozen		Total	
	12-months ending July	Y-O-Y % chg.	12-months ending July	Y-O-Y % chg.	12-months ending July	Y-O-Y % chg.
Total	13,975	-15	849	23	14,824	-14
Grainfed	11,241	-2	801	18	12,042	-1
Grassfed	2,734	-45	48	301	2,782	-45

##### Calendar year-to-July

Chilled		Frozen		Total	
2019 YTD	Y-O-Y % chg.	2019 YTD	Y-O-Y % chg.	2019 YTD	Y-O-Y % chg.
8,106	-10	475	5	8,580	-9
6,942	15	444	-	7,386	14
1,163	-60	31	155	1,194	-59

##### Month of July

Chilled			Frozen			Total		
2019 July	M-O-M % chg.	Y-O-Y % chg.	2019 July	M-O-M % chg.	Y-O-Y % chg.	2019 July	M-O-M % chg.	Y-O-Y % chg.
1,164	-	25	32	-35	-22	1,196	-2	23
936	-9	187	32	-22	-22	968	-9	164
228	59	-62	-	-	-	228	50	-62

#### United Kingdom

##### 12-months ending July

Volume (tonnes swt)	Chilled		Frozen		Total	
	12-months ending July	Y-O-Y % chg.	12-months ending July	Y-O-Y % chg.	12-months ending July	Y-O-Y % chg.
Total	3,912	-24	109	-	4,021	-22
Grainfed	2,701	-12	101	-	2,802	-9
Grassfed	1,210	-41	8	-	1,218	-41

##### Calendar year-to-July

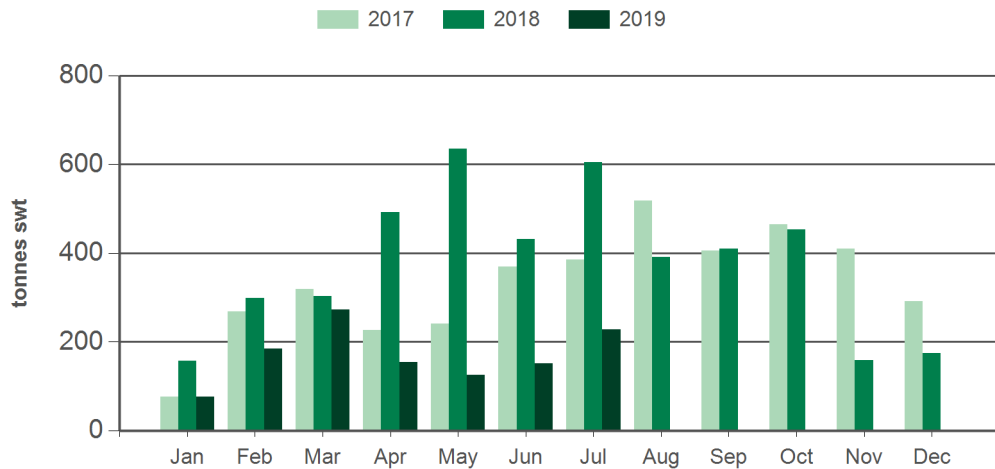
Chilled		Frozen		Total	
2019 YTD	Y-O-Y % chg.	2019 YTD	Y-O-Y % chg.	2019 YTD	Y-O-Y % chg.
2,162	-17	60	-	2,223	-14
1,633	13	52	-	1,685	17
529	-54	8	-	537	-54

##### Month of July

Chilled			Frozen			Total		
2019 July	M-O-M % chg.	Y-O-Y % chg.	2019 July	M-O-M % chg.	Y-O-Y % chg.	2019 July	M-O-M % chg.	Y-O-Y % chg.
313	8	61	13	64	-	326	9	67
218	-	158	13	-	-	231	6	173
95	29	-14	-	-	-	95	17	-14

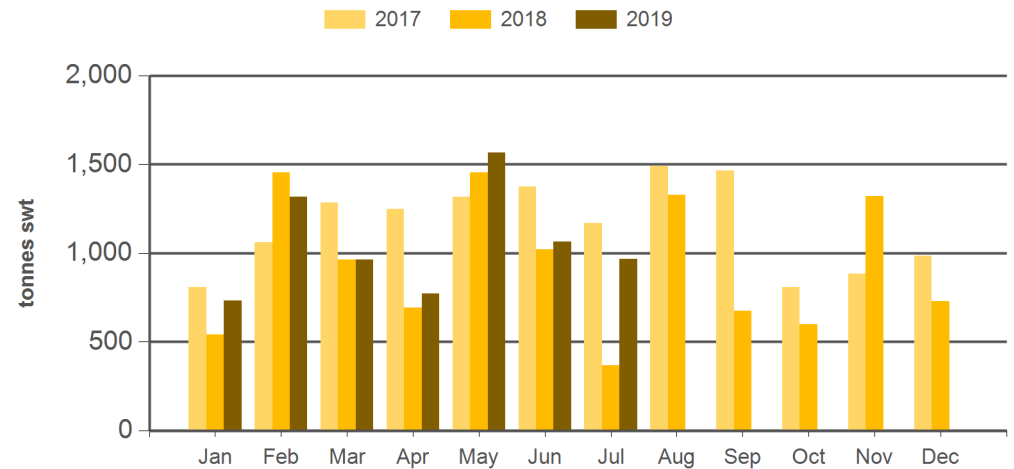
Source: DAWR. SWT = Shipped weight. YTD = Calendar year-to-July. Y-O-Y = Year-on-year. M-O-M = Month-on-month. Grainfed is the prefix for grainfed beef. Grassfed is the prefix for grassfed beef. For further information email [globalindustryinsights@mla.com.au](mailto:globalindustryinsights@mla.com.au).

#### Monthly grassfed beef exports to the EU



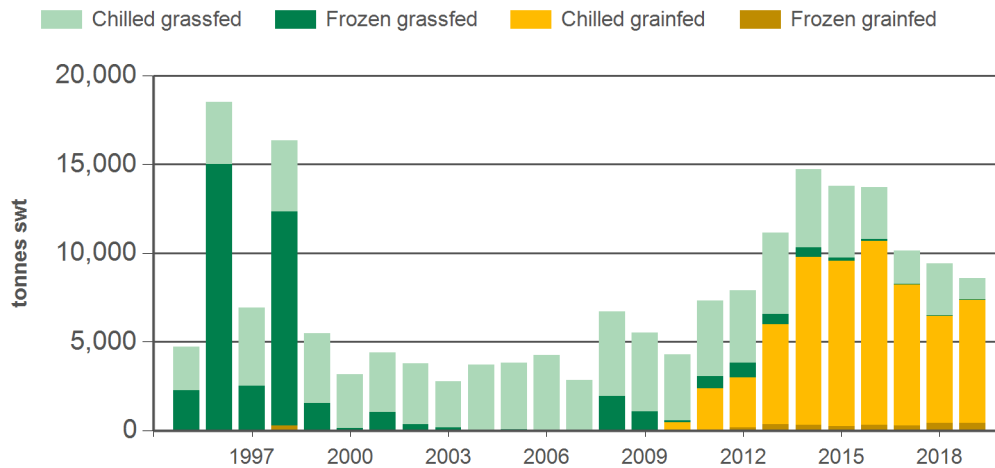
Source: DAWR, Prepared by MLA

#### Monthly grainfed beef exports to the EU



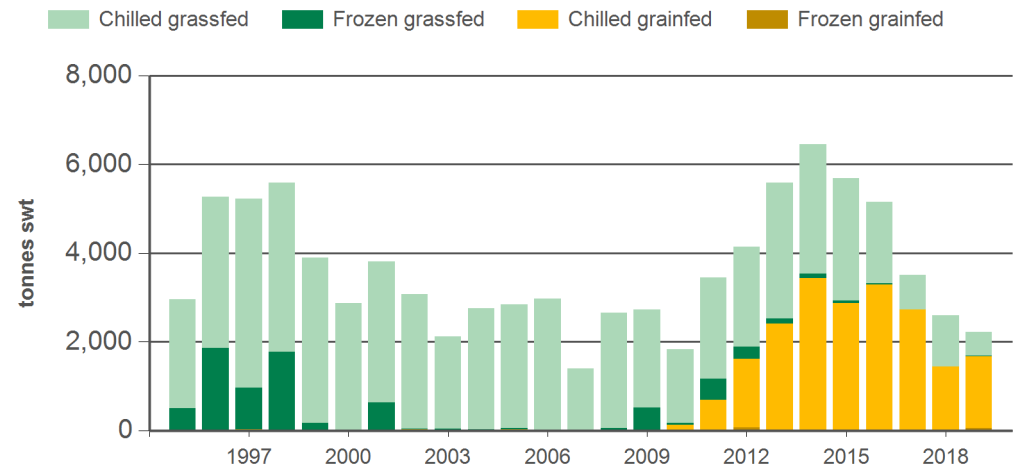
Source: DAWR, Prepared by MLA

#### Year-to-July beef exports to the EU



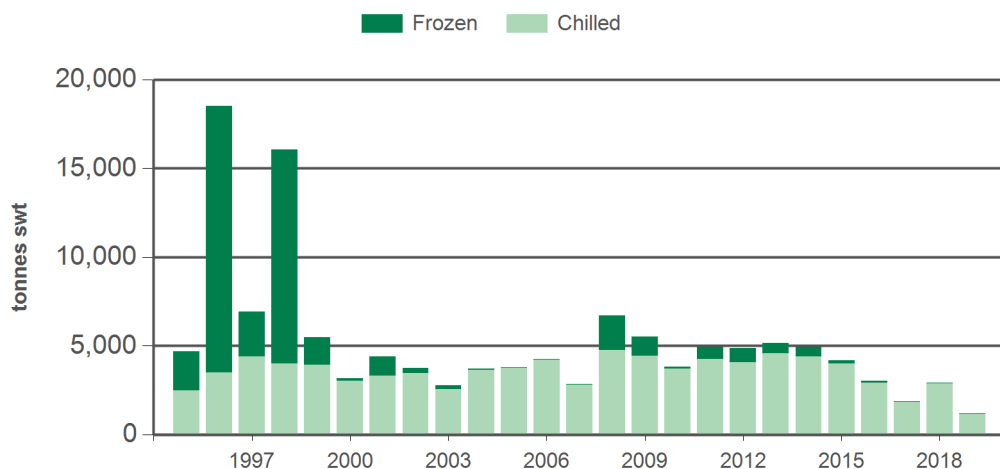
Source: DAWR, Prepared by MLA

#### Year-to-July beef exports to the UK



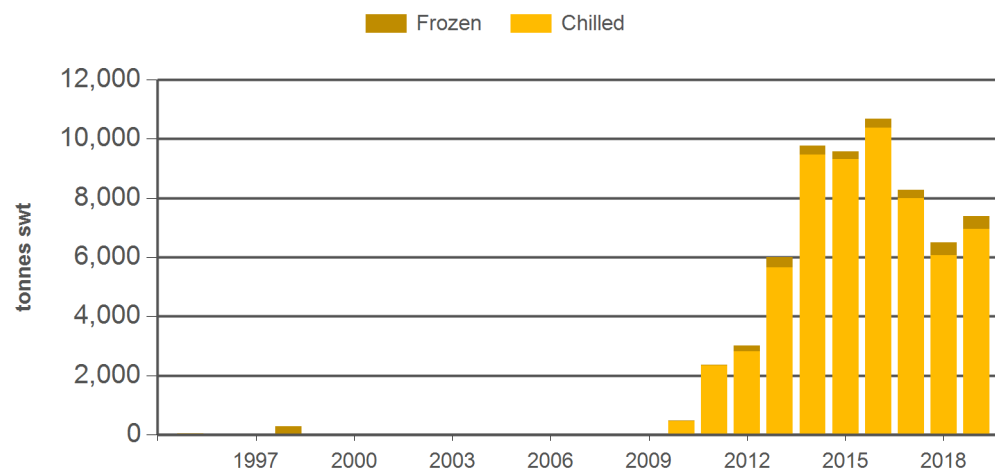
Source: DAWR, Prepared by MLA

#### Year-to-July grassfed beef exports to the EU



Source: DAWR, Prepared by MLA

#### Year-to-July grainfed beef exports to the EU



Source: DAWR, Prepared by MLA

#### Historical beef exports to the European Union (UK inclusive) - Calendar year totals

Volume (tonnes swt)	2004	2005	2006	2007	2008	2009	2010	2011	2012	2013	2014	2015	2016	2017	2018	2019 YTD	Y-O-Y % chg.
Total	6,756	6,469	8,457	5,953	11,876	9,307	9,885	12,836	14,949	19,927	24,619	23,445	20,841	17,873	15,666	8,580	-9
Grainfed	11	28	0	8	37	13	2,546	4,224	6,263	11,502	16,483	16,128	15,980	13,897	11,153	7,386	14
Grassfed	6,745	6,441	8,456	5,945	11,839	9,294	7,339	8,612	8,686	8,425	8,135	7,317	4,862	3,977	4,513	1,194	-59

#### Historical beef exports to the United Kingdom - Calendar year totals

Volume (tonnes swt)	2004	2005	2006	2007	2008	2009	2010	2011	2012	2013	2014	2015	2016	2017	2018	2019 YTD	Y-O-Y % chg.
Total	4,869	4,922	6,307	3,487	5,468	4,881	4,878	6,698	7,710	10,204	10,595	9,460	7,699	6,041	4,395	2,223	-14
Grainfed	0	26	0	0	1	4	580	1,388	2,600	4,812	5,455	4,615	4,814	4,371	2,556	1,685	17
Grassfed	4,869	4,896	6,307	3,487	5,468	4,877	4,298	5,309	5,110	5,391	5,141	4,845	2,884	1,670	1,839	537	-54

Source: DAWR. YTD = Calendar year-to-July. Grainfed is the prefix for grainfed beef. Grassfed is the prefix for grassfed beef. For further information email [globalindustryinsights@mla.com.au](mailto:globalindustryinsights@mla.com.au).