

12-months ending July

| Volume (tonnes swt) | Chilled | | Frozen | | Total | |
|------------------------|-----------------------|--------------|-----------------------|--------------|-----------------------|--------------|
| | 12-months ending July | Y-O-Y % chg. | 12-months ending July | Y-O-Y % chg. | 12-months ending July | Y-O-Y % chg. |
| Total | 126,950 | 1 | 173,160 | -6 | 300,109 | -3 |
| Grainfed | 94,623 | 1 | 51,131 | -11 | 145,754 | -3 |
| Grassfed | 32,327 | 1 | 122,029 | -4 | 154,356 | -3 |

Calendar year-to-July

| Chilled | | Frozen | | Total | |
|----------|--------------|----------|--------------|----------|--------------|
| 2019 YTD | Y-O-Y % chg. | 2019 YTD | Y-O-Y % chg. | 2019 YTD | Y-O-Y % chg. |
| 72,427 | -3 | 96,431 | -13 | 168,859 | -9 |
| 53,941 | -2 | 28,616 | -18 | 82,557 | -8 |
| 18,487 | -5 | 67,815 | -10 | 86,302 | -9 |

Month of July

| Chilled | | | Frozen | | | Total | | |
|-----------|--------------|--------------|-----------|--------------|--------------|-----------|--------------|--------------|
| 2019 July | M-O-M % chg. | Y-O-Y % chg. | 2019 July | M-O-M % chg. | Y-O-Y % chg. | 2019 July | M-O-M % chg. | Y-O-Y % chg. |
| 11,853 | 13 | 3 | 15,695 | -3 | -16 | 27,548 | 3 | -9 |
| 8,625 | 11 | -1 | 4,773 | -1 | -24 | 13,398 | 6 | -11 |
| 3,229 | 19 | 15 | 10,921 | -3 | -11 | 14,150 | 1 | -7 |

12-months ending June

| Value ('000 A\$ FOB) | Chilled | | Frozen | | Total | |
|-------------------------|-----------------------|--------------|-----------------------|--------------|-----------------------|--------------|
| | 12-months ending June | Y-O-Y % chg. | 12-months ending June | Y-O-Y % chg. | 12-months ending June | Y-O-Y % chg. |
| Total | 1,316,646 | 13 | 996,837 | 4 | 2,313,484 | 9 |
| Boneless | 1,314,034 | 13 | 989,985 | 4 | 2,304,019 | 9 |
| Bone-in | 2,528 | 52 | 6,849 | 88 | 9,378 | 77 |
| Carcase | 84 | | 3 | 163 | 87 | 6,660 |

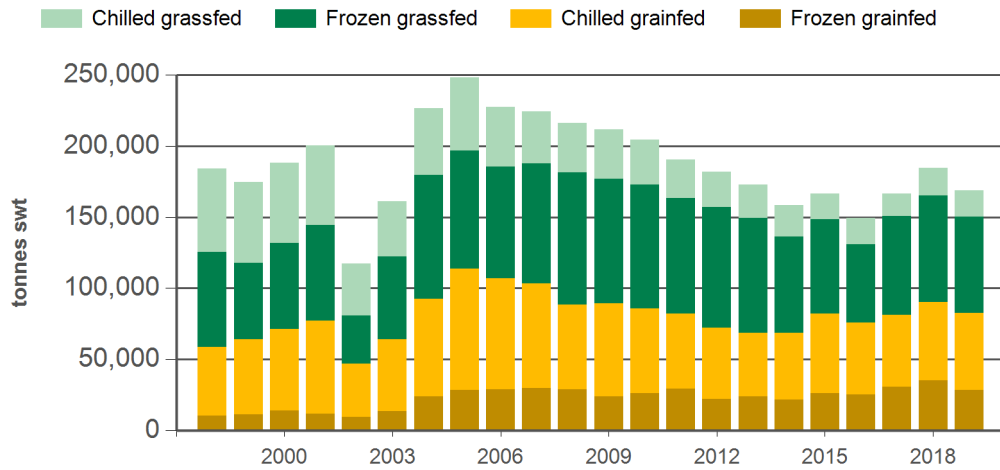
Calendar year-to-June

| Chilled | | Frozen | | Total | |
|----------|--------------|----------|--------------|-----------|---------------|
| 2019 YTD | Y-O-Y % chg. | 2019 YTD | Y-O-Y % chg. | 2019 YTD | Y-O-Y % chg. |
| 632,113 | 9 | 461,835 | -2 | 1,093,949 | 4 |
| 631,536 | 9 | 458,245 | -2 | 1,089,781 | 4 |
| 494 | -31 | 3,590 | 74 | 4,084 | 47 |
| 83 | - | 1 | 114 | 84 | 24,426 |

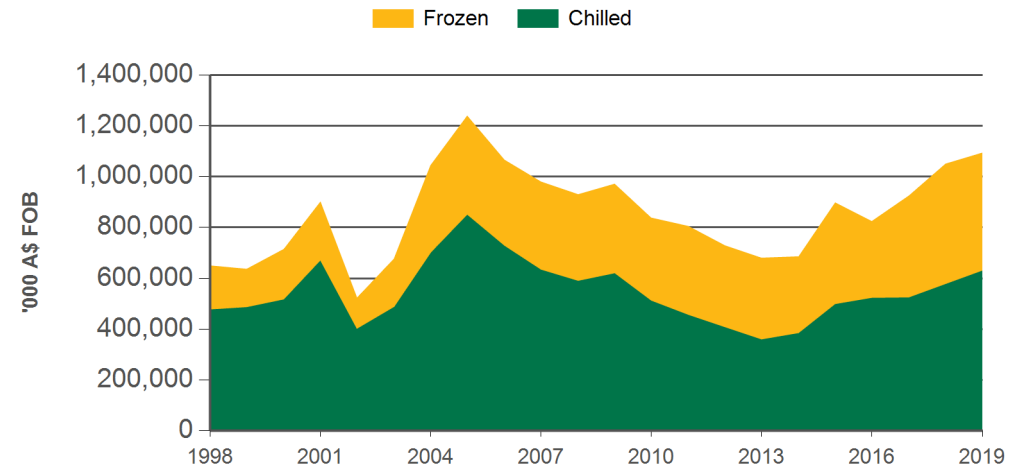
Month of June

| Chilled | | | Frozen | | | Total | | |
|-----------|--------------|--------------|-----------|--------------|--------------|-----------|--------------|--------------|
| 2019 June | M-O-M % chg. | Y-O-Y % chg. | 2019 June | M-O-M % chg. | Y-O-Y % chg. | 2019 June | M-O-M % chg. | Y-O-Y % chg. |
| 116,531 | -11 | 4 | 98,772 | 4 | -4 | 215,303 | -4 | - |
| 116,459 | -11 | 5 | 98,023 | 5 | -4 | 214,482 | -4 | - |
| 72 | -4 | -84 | 749 | -44 | 139 | 822 | -42 | 6 |
| - | - | - | - | - | - | - | - | - |

Source: DAWR, ABS. SWT = Shipped weight. Volume YTD = Calendar year-to-July. Value YTD = Calendar year-to-June. Y-O-Y = Year-on-year. M-O-M = Month-on-month. Grainfed is the prefix for grainfed beef. Grassfed is the prefix for grassfed beef. For further information email globalindustryinsights@mla.com.au.

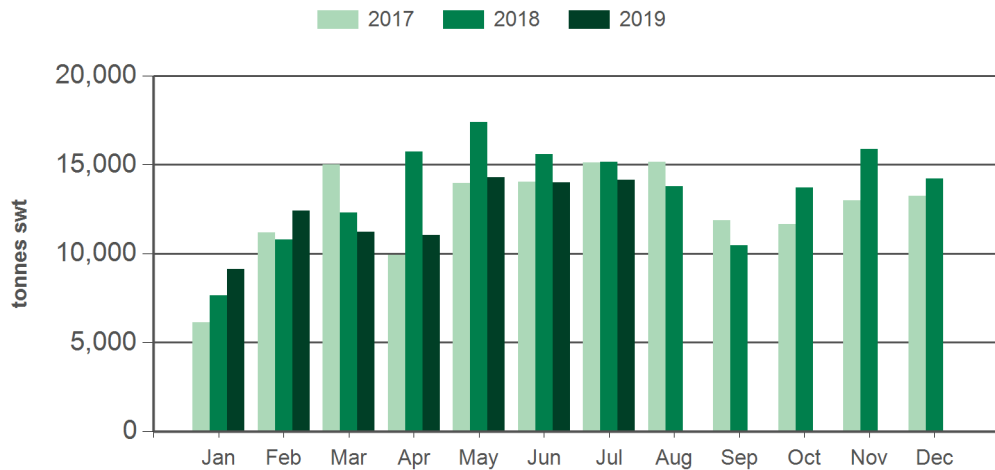


Source: DAWR, Prepared by MLA



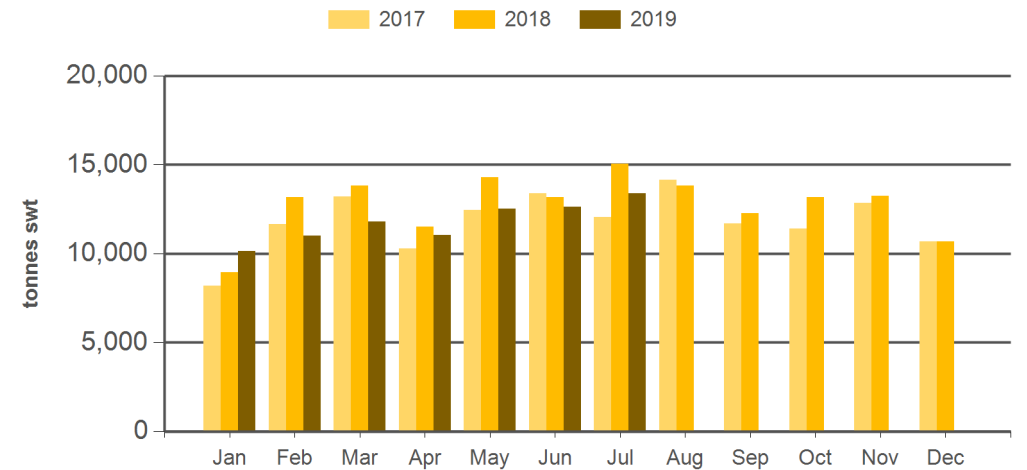
Source: ABS, Prepared by MLA

Monthly grassfed beef exports to Japan



Source: DAWR, Prepared by MLA

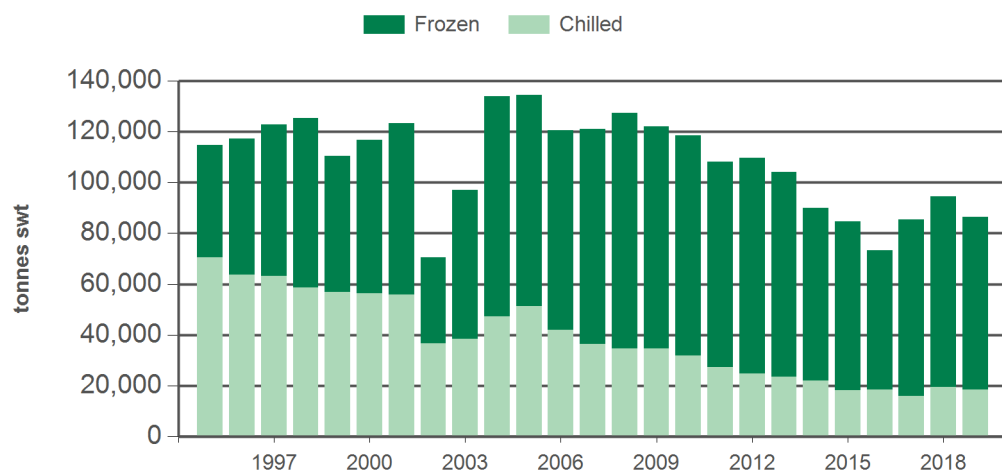
Monthly grainfed beef exports to Japan



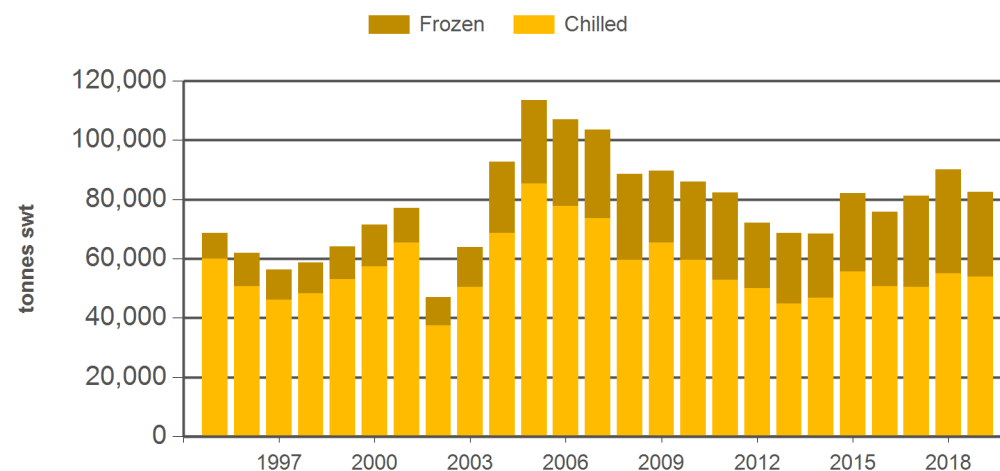
Source: DAWR, Prepared by MLA

Year-to-July grassfed beef exports to Japan

Year-to-July grainfed beef exports to Japan



Source: DAWR, Prepared by MLA



Source: DAWR, Prepared by MLA

Historical beef exports - Calendar year totals

| Volume (tonnes swt) | 2004 | 2005 | 2006 | 2007 | 2008 | 2009 | 2010 | 2011 | 2012 | 2013 | 2014 | 2015 | 2016 | 2017 | 2018 | 2019 YTD | Y-O-Y % chg. |
|---------------------|---------|---------|---------|---------|---------|---------|---------|---------|---------|---------|---------|---------|---------|---------|---------|----------|--------------|
| Total | 393,471 | 405,085 | 405,796 | 377,866 | 364,304 | 356,569 | 356,213 | 342,188 | 308,540 | 288,796 | 293,780 | 285,224 | 264,325 | 292,364 | 315,891 | 168,859 | -9 |
| Grainfed | 172,161 | 192,774 | 190,115 | 171,452 | 149,184 | 155,189 | 154,363 | 141,457 | 124,101 | 116,383 | 130,646 | 139,685 | 129,005 | 142,057 | 153,225 | 82,557 | -8 |
| Grassfed | 221,310 | 212,311 | 215,681 | 206,413 | 215,120 | 201,380 | 201,850 | 200,731 | 184,439 | 172,412 | 163,133 | 145,540 | 135,320 | 150,308 | 162,666 | 86,302 | -9 |

Source: DAWR. SWT = Shipped weight. YTD = Calendar year-to-July. Y-O-Y = Year-on-year. For further information email globalindustryinsights@mla.com.au.