

12-months ending July

Volume (tonnes swt)	Chilled		Frozen		Total	
	12-months ending July	Y-O-Y % chg.	12-months ending July	Y-O-Y % chg.	12-months ending July	Y-O-Y % chg.
Total	35,025	-4	139,726	15	174,750	10
Grainfed	25,931	-2	30,792	-4	56,723	-3
Grassfed	9,094	-10	108,933	21	118,027	18

Calendar year-to-July

Chilled		Frozen		Total	
2019 YTD	Y-O-Y % chg.	2019 YTD	Y-O-Y % chg.	2019 YTD	Y-O-Y % chg.
18,673	-8	77,098	9	95,770	5
13,795	-5	17,007	-1	30,802	-3
4,878	-16	60,090	11	64,968	9

Month of July

Chilled			Frozen			Total		
2019 July	M-O-M % chg.	Y-O-Y % chg.	2019 July	M-O-M % chg.	Y-O-Y % chg.	2019 July	M-O-M % chg.	Y-O-Y % chg.
3,053	13	-12	11,751	-	-7	14,804	2	-8
2,309	16	-11	2,491	1	-9	4,799	8	-10
744	4	-14	9,261	-1	-7	10,005	-	-8

12-months ending June

Value ('000 A\$ FOB)	Chilled		Frozen		Total	
	12-months ending June	Y-O-Y % chg.	12-months ending June	Y-O-Y % chg.	12-months ending June	Y-O-Y % chg.
Total	469,606	17	1,033,635	33	1,503,241	28
Boneless	428,477	19	848,097	40	1,276,574	32
Bone-in	40,655	5	185,538	7	226,193	7
Carcase	473		-	-100	473	884

Calendar year-to-June

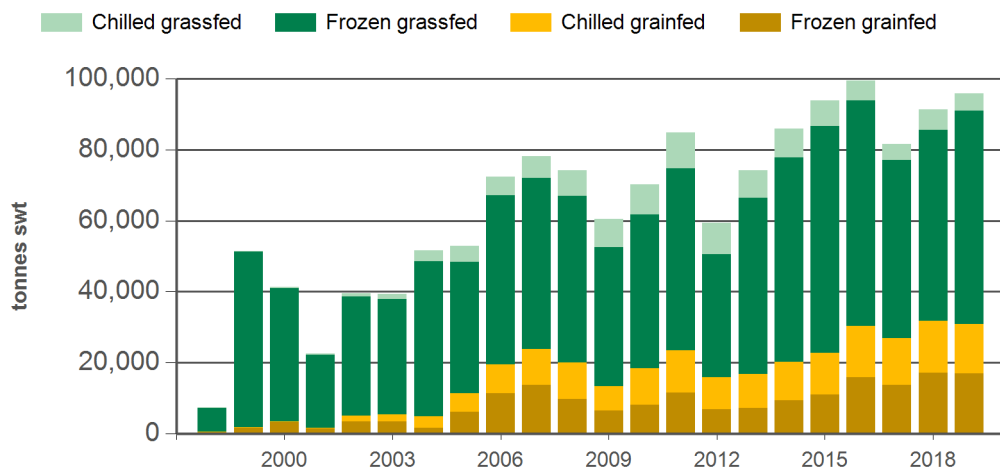
Chilled		Frozen		Total	
2019 YTD	Y-O-Y % chg.	2019 YTD	Y-O-Y % chg.	2019 YTD	Y-O-Y % chg.
212,411	11	493,171	28	705,582	22
196,324	12	397,650	32	593,974	24
15,614	-4	95,521	16	111,135	13
473	-	-	-	473	7,937

Month of June

Chilled			Frozen			Total		
2019 June	M-O-M % chg.	Y-O-Y % chg.	2019 June	M-O-M % chg.	Y-O-Y % chg.	2019 June	M-O-M % chg.	Y-O-Y % chg.
46,967	24	29	93,679	-	13	140,646	7	18
44,035	27	31	73,530	-4	14	117,565	6	20
2,932	-	-	20,149	19	10	23,080	16	8
-	-	-	-	-	-	-	-	-

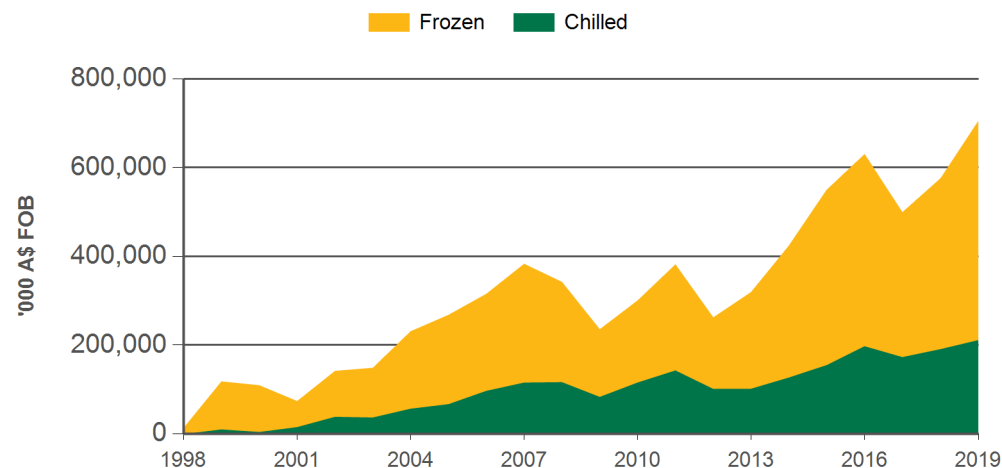
Source: DAWR, ABS. SWT = Shipped weight. Volume YTD = Calendar year-to-July. Value YTD = Calendar year-to-June. Y-O-Y = Year-on-year. M-O-M = Month-on-month. Grainfed is the prefix for grainfed beef. Grassfed is the prefix for grassfed beef. For further information email globalindustryinsights@mla.com.au.

Year-to-July beef exports to South Korea - volume



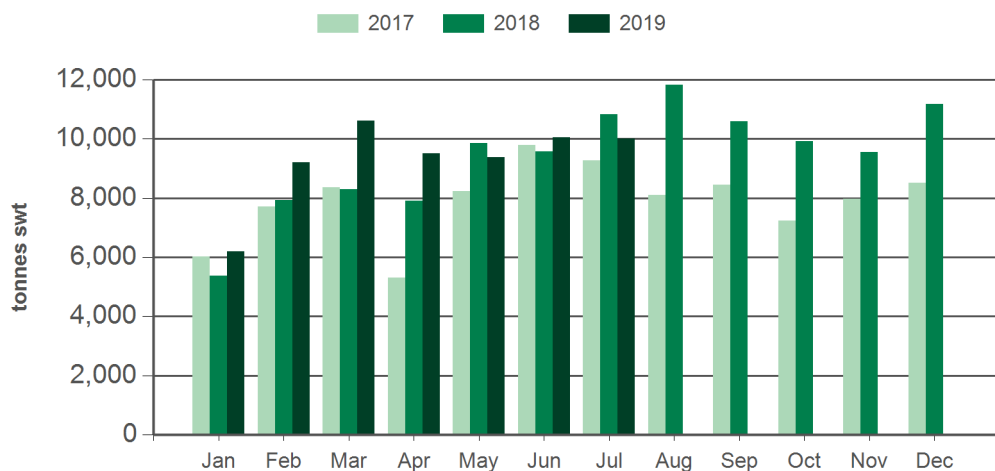
Source: DAWR, Prepared by MLA

Year-to-June beef exports to South Korea - value



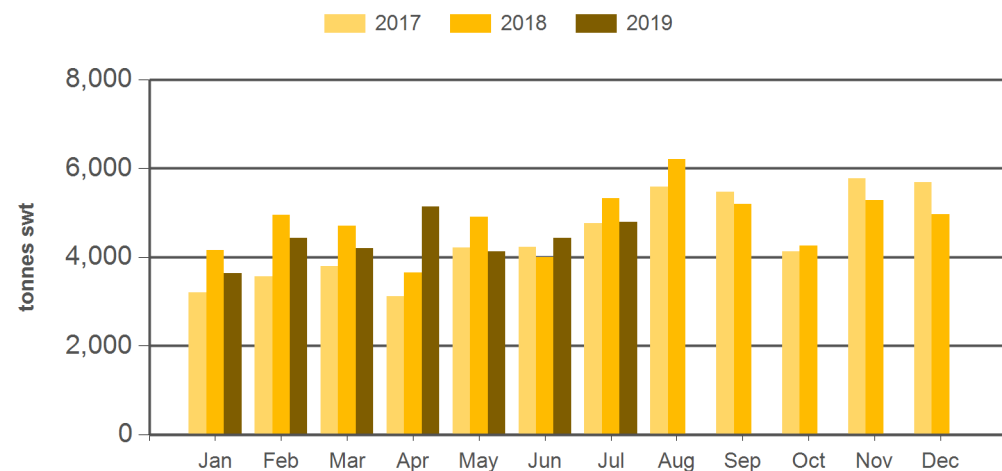
Source: ABS, Prepared by MLA

Monthly grassfed beef exports to South Korea



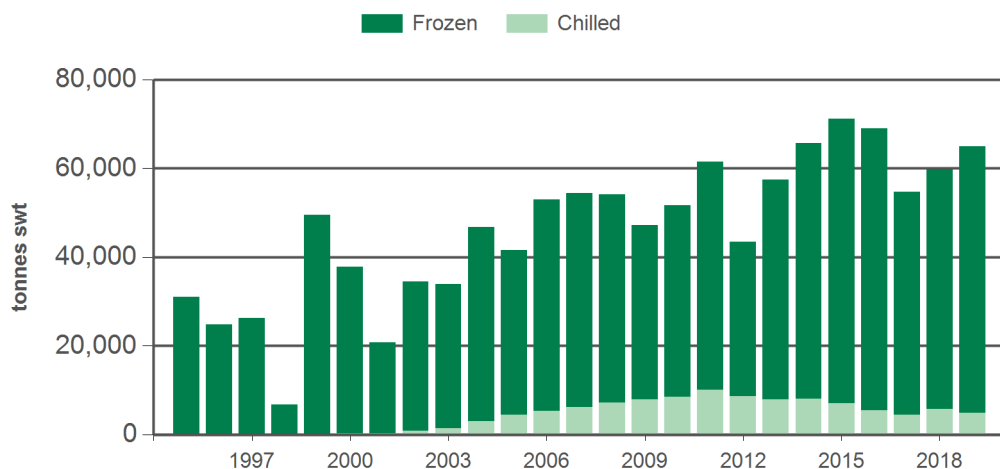
Source: DAWR, Prepared by MLA

Monthly grainfed beef exports to South Korea



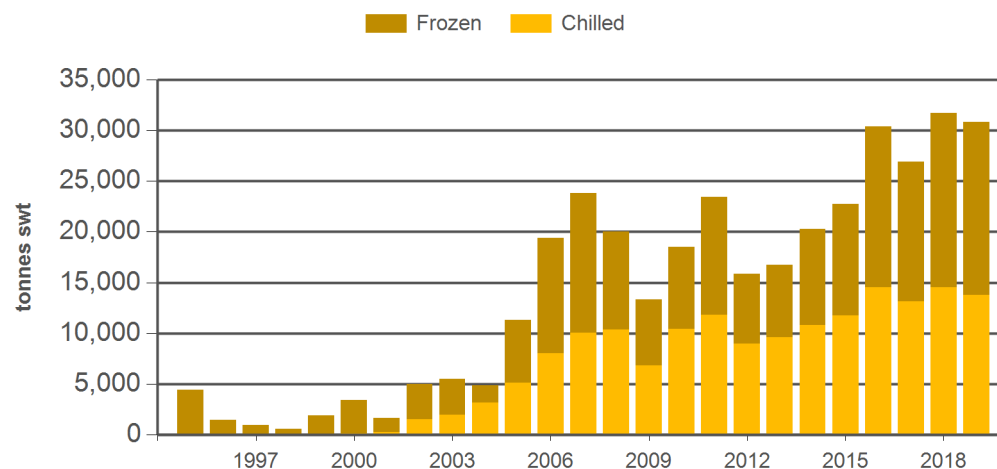
Source: DAWR, Prepared by MLA

Year-to-July grassfed beef exports to South Korea



Source: DAWR, Prepared by MLA

Year-to-July grainfed beef exports to South Korea



Source: DAWR, Prepared by MLA

Historical beef exports - Calendar year totals

Volume (tonnes swt)	2004	2005	2006	2007	2008	2009	2010	2011	2012	2013	2014	2015	2016	2017	2018	2019 YTD	Y-O-Y % chg.
Total	93,310	106,444	149,663	148,933	127,207	115,482	124,161	146,347	125,957	144,365	150,918	166,588	179,854	148,552	170,373	95,770	5
Grainfed	11,010	23,594	41,205	41,526	31,581	27,157	34,151	38,762	31,332	31,020	35,640	44,203	55,756	53,564	57,598	30,802	-3
Grassfed	82,300	82,850	108,458	107,407	95,626	88,325	90,009	107,585	94,625	113,345	115,278	122,385	124,098	94,987	112,775	64,968	9

Source: DAWR. SWT = Shipped weight. YTD = Calendar year-to-July. Y-O-Y = Year-on-year. For further information email globalindustryinsights@mla.com.au.